



CALIFORNIA DEPARTMENT OF
CONSUMER
AFFAIRS

annual FISCAL YEAR 2023-24 report



FOLLOW US ON:



ABOUT THIS REPORT

The California Department of Consumer Affairs (DCA) is one of 12 entities operating under the direction of the Business, Consumer Services and Housing Agency, which is overseen by the Governor's Office. The *Fiscal Year 2023–24 Annual Report* is compliant with multiple statutory reporting requirements.



GAVIN NEWSOM

Governor

TOMIQUA MOSS

Secretary of the of the Business, Consumer Services and Housing Agency

KIMBERLY KIRCHMEYER


Director of the California Department of Consumer Affairs

TABLE OF CONTENTS

4	5	6	7	9	12	13	14
MESSAGE FROM THE SECRETARY	MESSAGE FROM THE DIRECTOR	MISSION, VISION, VALUES	DIVERSITY, EQUITY, AND INCLUSION	SUPPORT SERVICES	DCA BY THE NUMBERS	ORGANIZATIONAL CHART	LEGISLATIVE SUMMARIES
16	222	258	262	273	284	288	291
OVERVIEW OF REPORTED INFORMATION	ASSEMBLY BILL 2138	FEDERAL PROFESSIONAL LICENSE PORTABILITY AND STATE REGISTRATION	MILITARY LICENSURE	SECTION 139	EXPENDITURE CATEGORIES	FUND CONDITIONS	REVENUE CATEGORIES

LICENSING AND REGULATORY ENTITIES

22 ACCOUNTANCY, CALIFORNIA BOARD OF	93 DENTAL HYGIENE BOARD OF CALIFORNIA	160 PROFESSIONAL ENGINEERS, LAND SURVEYORS, AND GEOLOGISTS, BOARD FOR
27 ACUPUNCTURE BOARD	98 HOUSEHOLD GOODS AND SERVICES, BUREAU OF	167 PROFESSIONAL FIDUCIARIES BUREAU
31 ARBITRATION CERTIFICATION PROGRAM	104 MEDICAL BOARD OF CALIFORNIA	171 PSYCHOLOGY, BOARD OF
33 ARCHITECTS BOARD, CALIFORNIA	110 NATUROPATHIC MEDICINE, CALIFORNIA BOARD OF	176 REAL ESTATE APPRAISERS, BUREAU OF
38 LANDSCAPE ARCHITECTS TECHNICAL COMMITTEE	114 OCCUPATIONAL THERAPY, CALIFORNIA BOARD OF	182 REGISTERED NURSING, BOARD OF
42 ATHLETIC COMMISSION, CALIFORNIA STATE	119 OPTOMETRY, CALIFORNIA STATE BOARD OF	188 RESPIRATORY CARE BOARD OF CALIFORNIA
47 AUTOMOTIVE REPAIR, BUREAU OF	125 OSTEOPATHIC MEDICAL BOARD OF CALIFORNIA	192 SECURITY AND INVESTIGATIVE SERVICES, BUREAU OF
53 BARBERING AND COSMETOLOGY, BOARD OF	130 PHARMACY, CALIFORNIA STATE BOARD OF	199 SPEECH-LANGUAGE PATHOLOGY AND AUDIOLOGY AND HEARING AID DISPENSERS BOARD
58 BEHAVIORAL SCIENCES, BOARD OF	140 PHYSICAL THERAPY BOARD OF CALIFORNIA	205 STRUCTURAL PEST CONTROL BOARD
64 CEMETERY AND FUNERAL BUREAU	145 PHYSICIAN ASSISTANT BOARD	210 VETERINARY MEDICAL BOARD
69 CHIROPRACTIC EXAMINERS, BOARD OF	149 PODIATRIC MEDICAL BOARD OF CALIFORNIA	215 VOCATIONAL NURSING AND PSYCHIATRIC TECHNICIANS, BOARD OF
74 CONTRACTORS STATE LICENSE BOARD	153 PRIVATE POSTSECONDARY EDUCATION, BUREAU FOR	
81 COURT REPORTERS BOARD OF CALIFORNIA	158 STUDENT ASSISTANCE AND RELIEF, OFFICE OF	
85 DENTAL BOARD OF CALIFORNIA		



MESSAGE FROM THE SECRETARY

I want to congratulate the Department of Consumer Affairs (DCA) and all its dedicated employees for their ongoing efforts to protect and empower consumers across California. The 2023-24 Annual Report highlights some of DCA's recent accomplishments and information to serve Californians.

As Secretary of the Business, Consumer Services and Housing Agency (BCSH), I see firsthand the impact that our diverse and talented statewide team of more than 8,000 BCSH employees have on improving the lives of all Californians. DCA impacts the lives of over 39 million Californians through its regulation of over 3.4 million licensees in diverse occupations ranging from medical professionals to contractors to cemeteries and so much more.

This report shares the accomplishments, challenges, and innovations that have shaped DCA's work over the past year, as well as strategic initiatives to address the evolving needs of California's diverse population. This year, the Department has taken significant steps forward in enhancing consumer protections, improving licensing systems, and addressing new and emerging consumer trends. Whether through education, outreach, or enforcement, DCA remains committed to maintaining a balanced and trustworthy marketplace for all.

DCA has continued to improve access to information across California's diverse population, ensuring individuals can get the tools they need in their own language. The Department has also worked to carry out technological improvements and increase its information and employment outreach efforts to military service members, spouses, domestic partners, and veterans to ensure a more seamless transition of licenses when moving to California.

Licensing plays a critical role in ensuring that individuals have the necessary skills and knowledge to perform their jobs competently and safely. It is also a powerful tool to create access to stable work with clear pathways for growth, enabling many to enter industries that offer long-term financial stability. With more than 280 license types, DCA works across its boards and bureaus to develop standards, requirements, and processes, while working to reduce potential barriers to licensure.

I invite you to explore the highlights of DCA's work in this report and learn more about the important role DCA plays in shaping a fair and responsive consumer environment in California. Together, we are creating a true California for all.

Tomiquia Moss

TOMIQUIA MOSS, SECRETARY
BUSINESS, CONSUMER SERVICES AND HOUSING AGENCY



MESSAGE FROM THE DIRECTOR

I am pleased to present the California Department of Consumer Affairs (DCA) Fiscal Year 2023–24 Annual Report.

This report reflects the collective and independent efforts and successes achieved by the Department and its 36 boards and bureaus. Together, we carry out the mission of consumer protection through the regulation of more than 3.4 million licensees and the services that support those operations.

Serving all Californians is a priority for DCA. California's strength is in its diversity, and we celebrate being one of the most diverse states in the U.S. We are home to some of the country's largest immigrant, refugee, LGBTQ+, and military communities. The Department is proud to serve all Californians with a growing set of services to meet unique and emerging needs, integrating the values of diversity, equity, and inclusion (DEI) in all we do.

- Continued focus on DEI—The DEI Steering Committee advanced initiatives and expanded training opportunities.
- Reaching Californians—The Department created new partnerships, connected with trusted messengers, and reinvigorated outreach efforts to expand the reach of consumer and licensing information into the community.

- Support for the military community—In November 2023, DCA launched the new online Federal Professional License Portability and State Registration Portal to implement the license portability provisions of a new federal law.
- Name change and gender transition confidentiality—In January 2024, DCA introduced processes to support confidentiality for licensees reporting a name change and/or gender transition.
- Modernization—DCA modernized numerous online systems to enhance user experience, increase efficiency, and reduce processing timelines.

These accomplishments build upon the Department's ongoing work to enhance services, reduce barriers, and increase language access.

Over the last year, the Department has worked to update and clarify data metrics, improving reader experience and promoting even greater transparency surrounding the work of the Department, boards, and bureaus.

It is an honor to lead a Department of more than 3,000 employees who are committed to consumer protection and are focused daily on serving all Californians. Together with our Agency, we create a California that protects all consumers, while providing pathways for licensees to thrive.

KIMBERLY KIRCHMEYER, DIRECTOR
DEPARTMENT OF CONSUMER AFFAIRS



OUR MISSION

Provide outstanding support services, oversight, and innovative solutions to boards and bureaus that regulate California professionals and vocations so that through this partnership all Californians are informed, empowered, and protected.

OUR VISION

Together, protecting California consumers.

OUR VALUES

Accountability	Diversity	Leadership
Communication	Equity	Teamwork
Consumer Protection	Inclusion	Transparency
	Innovation	Trust
	Integrity	

DIVERSITY, EQUITY, AND INCLUSION



DCA has worked to make Diversity, Equity, and Inclusion (DEI) a priority, not only internally, but also in finding ways to bring a more diverse voice to the boards and bureaus.

DIVERSITY, EQUITY, AND INCLUSION (DEI) STEERING COMMITTEE

Guided by the mission to advance a diverse, equitable, and inclusive California Department of Consumer Affairs for All, in 2022 the director established a DEI Steering Committee that serves as the primary deliberative body for the Department's DEI Initiatives. As of June 30, 2024, the Committee was comprised of 11 leaders from various boards, bureaus, and divisions with the responsibility to spearhead DEI initiatives that build a diverse workforce and create a work environment that is equitable and inclusive for all.

DISABILITY ADVISORY COMMITTEE (DAC)

The Department's Disability Advisory Committee was established in 1999. As of June 30, 2024, it is comprised of 10 employees from various boards, bureaus and divisions who have an interest in increasing hiring and retention opportunities for people with disabilities. The Committee promotes its mission of inclusion by developing and sponsoring employee awareness communications, programs, and events.

TRIBAL CONSULTATION

To facilitate effective communication between the Department and tribal governments and communities, the director designates a tribal liaison to serve as the Department's representative to provide meaningful input into the development of regulations, rules, policies, programs, projects, plans, and activities that may affect or involve tribal communities.

More information is available via the DCA Tribal Consultation webpage: https://www.dca.ca.gov/consumers/tribal_consultation.shtml

HIGHLIGHTS AND ACCOMPLISHMENTS

Through its committees, programs, boards, bureaus, existing efforts, and new initiatives, DCA continues to demonstrate its commitment to DEI. This commitment is demonstrated through actions including:

Enhanced Training Opportunities

DCA prioritized DEI-related training for all staff and board/bureau members. SOLID trainers, who are DEI-certified, created new DEI-related training courses and facilitated trainings from external DEI consultants, which resulted in over 2,000 DEI related course completions.

Participated in Inclusive Recruitment

DCA, in partnership with various organizations, participated in 87 outreach events, 29 of which were DEI-related recruitment fairs and events.

Developed a DEI Webpage

DCA created a centralized webpage for staff to access DEI information and educational resources, review departmental DEI accomplishments, and submit suggestions to the DEI Steering Committee.

Embedded Equity through Strategic Planning

DCA and 14 of its boards and bureaus embedded equity into its strategic plans. To further expand public input and access, a centralized Strategic Plans webpage was added to the DCA website.

Expanded Language Access and Partnerships

DCA focused on expanding consumer resources into additional languages and building partnerships with trusted messengers. DCA translated a new consumer publication into various languages to expand access to DCA resources with more communities. DCA also implemented an expectation of translating all press releases into Spanish. DCA shared consumer resources with all California-based Consulate of Mexico offices and focused on building partnerships with the Consulates to increase the reach of information. DCA also met with Consulate staff to explore future partnerships and participated in multiple outreach events hosted by the Consulates to share consumer and licensing information.

Board and Bureau Activities

- To further expand public input and participation in board activities, the Acupuncture Board released its strategic planning survey into four languages (English, Spanish, Chinese, and Korean). Of the surveys completed, 75 percent were completed in a language other than English.
- The California State Athletic Commission extended an existing agreement and executed two new agreements with tribal nations to regulate combat sports on tribal land, further ensuring participant safety at events taking place in California.
- The Board of Barbering and Cosmetology launched a new Facebook page serving the Vietnamese-speaking community. With a significant population of licensees that speak Vietnamese, the page will provide the community with updates from the Board and consumer protection best practices.
- The Contractors State License Board translated 10 examinations commonly taken by candidates. For all other trade examinations, accommodations are made for applicants to be joined by an approved translator during the examination.
- The Medical Board of California administers the Mexico Pilot Program, which allows up to 30 physicians licensed in Mexico who specialize in family practice, internal medicine, pediatrics, and obstetrics and gynecology, to practice in California for up to three years. In 2023, nine additional physicians were licensed, filling all 30-physician Program positions.

SUPPORT SERVICES



The boards, bureaus, and other entities that comprise DCA are supported by a dedicated and highly skilled staff of legal, technical, and administrative professionals. This team provides a wide range of support services, including human resources, information technology, investigations, communications, professional examinations, training, strategic planning, fiscal operations, and more through various offices and divisions. Here is an overview:

THE OFFICE OF ADMINISTRATIVE SERVICES provides business, personnel, budget, and accounting services. It consists of Business Services, Human Resources, and Fiscal Operations. Business Services ensures that DCA entities promote sound business decisions and practices in contracting and purchasing goods and services. It also manages DCA's facilities, vehicle fleet, emergency response, mailroom, and records services. Human Resources provides personnel support for DCA employees. Fiscal Operations provides budget, accounting, and central cashiering services.

THE COMMUNICATIONS DIVISION consists of the Office of Public Affairs (OPA), the Office of Publications, Design and Editing (PDE), Digital Print Services (DPS), and the Consumer Information Center (CIC). OPA creates and executes communications plans, develops strategic messaging, assists with content creation, provides information to consumers and licensees, responds to media inquiries, and distributes information to the media. OPA's videographers livestream public meetings and create visual content including public service

announcements and informational videos. PDE designs, edits, and produces consumer and licensee publications, reports, external and internal newsletters, graphics, and many other visual assets. PDE produces and publishes the monthly online newsletter for employees and DCA's consumer magazine, Consumer Connection. DPS provides full in-house print shop services, including black-and-white and color digital printing, copying, bindery, and other services to all of DCA. In addition to printing materials created by PDE, DPS produces projects directly from DCA licensing entities and support-system programs, including licensee notices, reports, training books, business cards, posters, postcards, and booklets. CIC serves as DCA's information resource center for consumer, applicant, and licensee inquiries. Through its call center and correspondence unit, CIC provides helpful information and/or directs individuals to appropriate agencies. CIC also handles escalated complaints received from the Business, Consumer Services and Housing Agency and the Governor's Office in coordination with boards, bureaus, and other government offices.

THE INTERNAL AUDIT OFFICE (IAO) examines and evaluates the adequacy and effectiveness of DCA governance, risk management, and internal control processes that are in place to achieve the mission, goals, and objectives of the Department. This includes assessing financial risks and performing audits on DCA's internal operations to ensure effective and efficient operations; compliance with state and federal rules, laws, and regulations; and the reliability of DCA's financial reports. Services include acting as the liaison for all audits and reviews conducted by federal and state agencies, coordinating all audit entrance and exit conferences, keeping impacted DCA management staff apprised of audit issues, coordinating all DCA responses to audit findings, and tracking the status of all recommendations until the reported findings have been resolved. The IAO also provides guidance to DCA and boards on the State Leadership Accountability Act, which identifies and addresses risks.

THE EQUAL EMPLOYMENT OPPORTUNITY OFFICE (EEO) serves all DCA entities by promoting civil rights laws that prohibit discrimination and require public agencies to allow people to work and advance based on merit, ability, and potential without regard to their protected characteristics. EEO is charged with increasing the employment of people with disabilities at DCA and preventing and eliminating discrimination through policy implementation, training, education, and outreach. Its areas of responsibility include coordinating the DCA Bilingual Services Program, Disability Advisory Committee, Employee Mediation Program, Upward Mobility Program, and sexual harassment prevention training. EEO serves as DCA's Americans with Disabilities Act coordinator, investigates allegations of discrimination, facilitates sign language and real-time captioning requests, and conducts the annual Workforce Analysis.

THE OFFICE OF INFORMATION SERVICES (OIS) directs and manages information technology (IT) for DCA and its boards and bureaus. It consists of Application Services, Enterprise Technology Services, Infrastructure Services, Client IT Support Services, Enterprise Project Services, and the Office of Information Security. OIS supports DCA's large portfolio including varied licensing and enforcement systems utilized by DCA boards and bureaus. OIS also maintains and supports DCA's physical infrastructure, serving more than 30 offices statewide, as well as more than 50 internet and intranet sites. It also supports cloud and other emerging technologies to gain efficiencies and implement continuous improvement for the Department.

Enterprise Project Services provides project management assistance, controls agency liaison services, oversees the OIS change management and release process, and is implementing IT governance. The Office of Information Security establishes the IT security and data privacy policies, maintains the business continuity planning process, investigates IT security breaches, and acts as liaison to the California Department of Technology in matters related to the Department's IT security.

THE ORGANIZATIONAL IMPROVEMENT OFFICE (OIO) collaborates with DCA entities to identify opportunities for program improvement through business analysis, maximizing the utilization of existing resources, and improving productivity and quality of services. It provides the following services—business process documentation and mapping, value stream analysis (process redesign), development of system requirements for IT projects, support for special projects, and organizational change management. OIO supports the journey of a unit through the transition phases of change, helping staff adopt a positive mindset with the help of change management strategies.

THE DIVISION OF INVESTIGATION (DOI) is the law enforcement and investigative branch of DCA. DOI staff perform objective investigations regarding allegations of misconduct by licensees of DCA entities. DOI helps to protect the health, safety, and welfare of California consumers by conducting investigations and referring cases for administrative and/or criminal charges against subject licensees or unlicensed individuals on behalf of DCA entities. DOI field investigations frequently involve allegations of the illegal use and theft of drugs, sexual misconduct, quality-of-care issues, impairment, and unlicensed activity. DOI is composed of three units. The Health Quality Investigation Unit provides investigative services to the Medical Board of California, the Physician Assistant Board, the Podiatric Medical Board of California, and the Osteopathic Medical Board of California. The Investigation and Enforcement Unit provides investigative services for all the other boards and bureaus within DCA. The Special Operations Unit (SOU) is a specialized law enforcement unit within DOI that provides investigative services, training, and program management services for DOI and DCA. SOU conducts internal affairs investigations on behalf of DCA; background investigations as part of the hiring process of board, bureau, DOI, and DCA staff; investigations pursuant to DCA's Workplace Violence Prevention Policy; and provides oversight of the Infraction Citation Authority Program and the Criminal Offender Record Information clearance system.

THE LEGAL AFFAIRS DIVISION serves as in-house counsel for the director, executive staff, boards, bureaus, and other entities within DCA. The team of attorneys provides legal analysis and opinions on laws, issues, proposed legislation, regulations, government contracts, employer-employee matters, the Open Meeting Act, the Public Records Act, and the Information Practices Act. This division also represents DCA before the State Personnel Board and other administrative tribunals, provides small claims advice, defends clients in depositions, and appears at hundreds of public meetings annually.

THE DIVISION OF LEGISLATIVE AFFAIRS serves as DCAs resource on legislative matters, representing DCAs positions before the Legislature. This division monitors and analyzes legislative bills on consumer issues and provides legislative recommendations and technical assistance to DCA, the Business, Consumer Services and Housing Agency, and the Governor's Office. The division also serves as the liaison for the Legislature in handling constituent issues affecting all DCA entities. The division hosts legislative roundtables to provide an open forum to discuss all aspects of legislation, including fiscal, information technology, and implementation impacts among DCAs various boards and bureaus.

THE OFFICE OF PROFESSIONAL EXAMINATION SERVICES (OPES) provides psychometric consulting services for occupational licensure examination programs. OPES services include occupational analysis, examination development (item writing and review), standard setting, program evaluation, and statistical analysis of examination performance. OPES follows accepted professional guidelines and technical standards to ensure that licensing examinations are fair, valid, and legally defensible. In addition to servicing 40 to 50 intra-agency contracts with DCA entities, OPES also oversees the master contract for examination administration at computer-based testing centers throughout the United States.

SOLID TRAINING AND PLANNING SOLUTIONS (SOLID) supports the development of all DCA employees through the design, delivery, evaluation, and administration of centralized training and education programs to ensure a skilled workforce that can meet DCAs strategic objectives. In addition, SOLID provides strategic planning, facilitation, virtual meeting moderation, and survey and consulting services, allowing DCA programs to manage their business proactively and focus resources effectively to achieve their goals.



BOARD AND BUREAU RELATIONS (BBR) is the liaison between the DCA Executive Office and its boards, bureaus, and other entities. BBR provides support services for appointed board members, executive officers, and bureau chiefs by connecting them with appropriate DCA resources. BBR is responsible for coordinating DCA executive officer and board member onboarding, procedures, and trainings, including DCAs Board Member Orientation Training. BBR provides tracking and analysis of all board meeting content and acts as the rapid response team for troubleshooting urgent issues across all DCA entities. Additionally, it collaborates with entities on external stakeholder engagement; maintains departmental data on legislative implementation, board and committee members' required training compliance, and appointments; as well as assists members throughout the Senate confirmation process. BBR serves as a liaison between DCA entities, the Governor's Office, legislative appointing authorities, and the Business, Consumer Services and Housing Agency.

DCA BY THE NUMBERS



27 BOARDS
7 BUREAUS
1 COMMISSION
1 PROGRAM

3,100,000 +

ACTIVE LICENSES



43,181,279

LICENSES SEARCHED



440,460

CALLS TO THE CONSUMER
INFORMATION CENTER



46,208 CORRESPONDENCE TO CONSUMERS



7,290

LIVESTREAM VIEWS

371,573

LIVESTREAM VIEWING TIME (MINUTES)



24,682,151

WEBSITE VISITS



3,518 EMPLOYEES



14

STRATEGIC
PLANS
COMPLETED

CALL CENTER SERVICES
AVAILABLE IN

300 + LANGUAGES

9,801

VIRTUAL
MEETING
ATTENDEES



467

BOARD AND
BUREAU
MEETINGS
HELD

280+

LICENSE TYPES



94

PUBLICATIONS
PRODUCED



275,980

ONLINE DATA
PORTAL VISITS



44 MEMBERS APPOINTED



27 MEMBERS REAPPOINTED



67

COURSES AND SESSIONS OFFERED

147

SOLID TRAININGS HELD

3,827

PARTICIPANTS



224

ORGANIZATIONAL IMPROVEMENT
WORKSHOPS PROVIDED



295

PROCESS MAPS AND
PROCEDURE GUIDES CREATED



99,692

DCA, BOARD AND
BUREAU FOLLOWERS



28,400

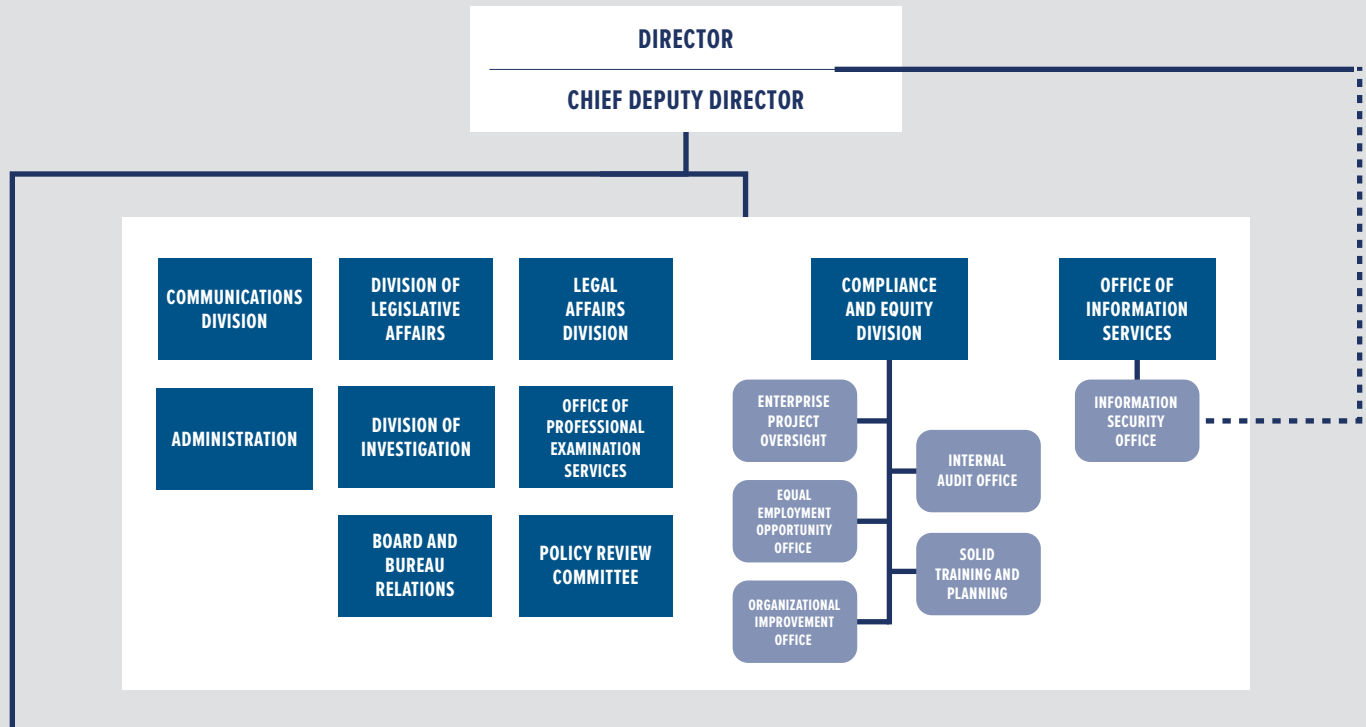
DCA, BOARD AND
BUREAU FOLLOWERS



35,324

DCA, BOARD AND
BUREAU FOLLOWERS

ORGANIZATIONAL CHART



BUREAUS/PROGRAM

ARBITRATION CERTIFICATION PROGRAM
AUTOMOTIVE REPAIR, BUREAU OF
CEMETERY AND FUNERAL BUREAU

HOUSEHOLD GOODS AND SERVICES,
BUREAU OF
PRIVATE POSTSECONDARY EDUCATION,
BUREAU FOR

PROFESSIONAL FIDUCIARIES BUREAU
REAL ESTATE APPRAISERS, BUREAU OF
SECURITY AND INVESTIGATIVE SERVICES,
BUREAU OF

BOARDS/COMMISSION

ACCOUNTANCY, CALIFORNIA BOARD OF
ACUPUNCTURE BOARD
ARCHITECTS BOARD, CALIFORNIA
ATHLETIC COMMISSION, CALIFORNIA STATE
BARBERING AND COSMETOLOGY, BOARD OF
BEHAVIORAL SCIENCES, BOARD OF
CHIROPRACTIC EXAMINERS, BOARD OF
CONTRACTORS STATE LICENSE BOARD
COURT REPORTERS BOARD OF CALIFORNIA
DENTAL BOARD OF CALIFORNIA

DENTAL HYGIENE BOARD OF CALIFORNIA
MEDICAL BOARD OF CALIFORNIA
NATUROPATHIC MEDICINE, CALIFORNIA BOARD OF
OCCUPATIONAL THERAPY, CALIFORNIA
BOARD OF
OPTOMETRY, CALIFORNIA STATE BOARD OF
OSTEOPATHIC MEDICAL BOARD OF CALIFORNIA
PHARMACY, CALIFORNIA STATE BOARD OF
PHYSICAL THERAPY BOARD OF CALIFORNIA
PHYSICIAN ASSISTANT BOARD
PODIATRIC MEDICAL BOARD OF CALIFORNIA

PROFESSIONAL ENGINEERS, LAND SURVEYORS,
AND GEOLOGISTS, BOARD FOR
PSYCHOLOGY, BOARD OF
REGISTERED NURSING, BOARD OF
RESPIRATORY CARE BOARD OF CALIFORNIA
SPEECH-LANGUAGE PATHOLOGY AND
AUDIOLOGY AND HEARING AID
DISPENSERS BOARD
STRUCTURAL PEST CONTROL BOARD
VETERINARY MEDICAL BOARD
VOCATIONAL NURSING AND PSYCHIATRIC
TECHNICIANS, BOARD OF

LEGISLATIVE SUMMARIES



DEPARTMENTWIDE LEGISLATION

ASSEMBLY BILL (AB) 179 (COMMITTEE ON BUDGET AND FISCAL REVIEW, CHAPTER 997, STATUTES OF 2024) STATE GOVERNMENT

Among other things, this budget trailer bill includes language to allow the Department of Consumer Affairs (DCA or Department) and the boards and bureaus under the Department to continue to receive FBI background check information on employees.

SENATE BILL (SB) 164 (COMMITTEE ON BUDGET AND FISCAL REVIEW, CHAPTER 41, STATUTES OF 2024) STATE GOVERNMENT

Among other things, this budget trailer bill includes Title IV provisions that allow educational programs to continue to use the number of clock or credit hours that they were using before July 1, 2024, until January 1, 2027, and continue to receive Title IV funding.

SB 1451 (ASHBY, CHAPTER 481, STATUTES OF 2024) PROFESSIONS AND VOCATIONS

This bill makes various changes to several boards and bureaus within the Department in response to recent sunset review issues or legislative proposals from the boards and bureaus. Department-wide changes include

clarifying that the term “applicant,” in relation to special licensing provisions for military members or their spouses, applies to an applicant for individual licensure rather than businesses or entity licenses. This bill also prohibits any board or bureau within the Department from collecting a license fee for a temporary license issued under these provisions.

SB 1526 (BUSINESS, PROFESSIONS & ECONOMIC DEVELOPMENT COMMITTEE, CHAPTER 497, STATUTES OF 2024) CONSUMER AFFAIRS

This is the committee omnibus bill that makes technical and clarifying changes to the practice acts of various boards and bureaus within the Department.

HEALING ARTS¹

AB 1991 (BONTA, CHAPTER 369, STATUTES OF 2024) LICENSEE AND REGISTRANT RENEWAL: NATIONAL PROVIDER IDENTIFIER

This bill mandates that healing arts boards within the Department require their licensees or registrants to provide their National Provider Identifier, if they have one, at the time of electronic license or registration renewal.

¹ * Healing arts legislation refers to the Acupuncture Board, Board of Behavioral Sciences, Board of Chiropractic Examiners, Dental Board of California, Dental Hygiene Board of California, Medical Board of California, California Board of Naturopathic Medicine, California Board of Occupational Therapy, California State Board of Optometry, Osteopathic Medical Board of California, California State Board of Pharmacy, Physical Therapy Board of California, Physician Assistant Board, Podiatric Medical Board of California, Board of Psychology, Board of Registered Nursing, Respiratory Care Board of California, Speech-Language Pathology and Audiology and Hearing Aid Dispensers Board, Veterinary Medical Board, and Board of Vocational Nursing and Psychiatric Technicians.

AB 2270 (MAIENSCHIN, CHAPTER 636, STATUTES OF 2024) HEALING ARTS: CONTINUING EDUCATION: MENOPAUSAL MENTAL OR PHYSICAL HEALTH

This bill requires the Medical Board, the Osteopathic Medical Board, the Board of Registered Nursing, the Physician Assistant Board, the Board of Psychology, and the Board of Behavioral Sciences, when determining continuing education requirements, to consider including a course in menopausal health.

AB 2581 (MAIENSCHIN, CHAPTER 836, STATUTES OF 2024) HEALING ARTS: CONTINUING EDUCATION: MATERNAL MENTAL HEALTH

This bill requires the Board of Registered Nursing, the Physician Assistant Board, the Board of Psychology, and the Board of Behavioral Sciences, when determining continuing education requirements, to consider including a course in maternal mental health.

AB 3119 (LOW, CHAPTER 433, STATUTES OF 2024) PHYSICIANS AND SURGEONS: CONTINUING MEDICAL EDUCATION: LONG COVID

This bill requires the Medical Board, the Osteopathic Medical Board, the Board of Registered Nursing, and the Physician Assistant Board, when determining continuing education requirements, to consider including a course on infection-associated chronic conditions, including, but not limited to, long COVID.

SB 607 (PORTANTINO, CHAPTER 862, STATUTES OF 2024) CONTROLLED SUBSTANCES

This bill expands current law to require prescribers to discuss the potential dangers of opioids with all patients, as specified, before the first prescription of an opioid. This bill includes exceptions for specified patients, including those in hospice care.

SB 639 (LIMÓN, CHAPTER 336, STATUTES OF 2024) MEDICAL PROFESSIONALS: COURSE REQUIREMENTS

This bill requires physician assistants and nurse practitioners who provide primary care to a patient population of which over 25% are 65 years of age or older to complete at least 20% of all existing mandatory continuing education hours in a course in the field of gerontology, the special care needs of patients with dementia, or the care of older patients. It also makes minor changes to the existing requirements for applicable physicians by adding the special care needs of patients with dementia as an option for continuing education.

SB 1468 (OCHOA-BOGH, CHAPTER 488, STATUTES OF 2024) HEALING ARTS BOARDS: INFORMATIONAL AND EDUCATIONAL MATERIALS FOR PRESCRIBERS OF NARCOTICS: FEDERAL “THREE DAY RULE”

This bill requires boards that license prescribers, excluding those regulated by the Veterinary Medical Board, develop informational and educational material regarding the federal Drug Enforcement Administration (DEA)’s “Three Day Rule.” The prescribing boards must disseminate this information to licensees via email annually. The Medical Board additionally must disseminate the information via email to each acute care hospital in the state annually.

GENERAL CONSUMER PROTECTION

AB 796 (WEBER, CHAPTER 934, STATUTES OF 2024) ATHLETIC TRAINERS

This bill prevents individuals from using the title “athletic trainer,” or related titles, unless specified education and national certification requirements are met. Individuals would also be prohibited from using such titles if they have been convicted of specified crimes or have been subject to disciplinary action in another state.

OVERVIEW OF REPORTED INFORMATION

In this *Annual Report*, each DCA entity notes its accomplishments, new laws or regulations, and statistical information extending through the 2023-24 fiscal year. Entities vary in the data they report because they are governed by different laws, and therefore, not all categories of data apply to all entities. If a category does not apply, the table will indicate “N/A.” If the entire table does not apply, it has been removed. Below is an overview of the data reported along with examples.

The Department has collaborated with subject matter experts from each board and bureau to update and refine the metrics presented in this report. This effort involved both department-wide meetings and one-on-one consultations to carefully review each metric and its definition and implement changes to statistical reports, ensuring accuracy and consistency across all reporting entities. As a result, some data may differ from what was reported in previous annual reports. Additionally, this initiative included the development of improved, standardized reports tailored to the unique aspects of each board and bureau. These new reports will support consistency in the annual metrics and data definitions across all boards and bureaus.

STAFF

The number of civil service and exempt positions approved in the state budget (including vacancies and temporary help). Exempt employees are executive-level personnel (usually an executive officer or a bureau chief) appointed by the board, the DCA director, or the governor.

LICENSES, REGISTRATIONS, CERTIFICATES, AND PERMITS

The total number of licenses, registrations, certificates, and permits. Totals for each type of license, registration, certificate, and permit can be found in the “Licensing Population by Type” table.

BOARD/BUREAU MEMBERSHIP

Boards and commissions are semiautonomous entities. Members of a board are usually split between people representing the profession or industry and people representing the public. Board members are appointed by the governor, the Senate Rules Committee, or the Speaker of the Assembly. The number of board members, who they represent, and who appoints them is set in state law. Membership on a DCA board is not a salaried position. Those who serve receive per diem and travel expenses to attend meetings.

Bureaus and programs are under the direct control of DCA, but may have an advisory committee made up of professionals and public members.

BOARD/BUREAU LEADERSHIP

Board and bureau leadership, including management title, name, and email address.

LAWS AND REGULATIONS

The laws and regulations governing the board, bureau, committee, program, or commission.

Example:

Licenses and regulates certified public accountants and public accountancy firms.

www.cba.ca.gov

Staff: 99.9 civil servant positions, 1 exempt

Licenses, Registrations, Certificates, and Permits: 67,877

Board Membership: 8 public representatives, 7 licensees

Board Leadership:

Dominic Franzella

Executive Officer

dominic.franzella@cba.ca.gov

Deanne Pearce

Assistant Executive Officer

deanne.pearce@cba.ca.gov

Laws and Regulations:

Business and Professions Code section 5000–5158

California Code of Regulations, title 16, section 1–99.2

Sunset Review:

Last review: 2024 | Next review: 2028

SUNSET REVIEW

All boards and bureaus undergo a sunset process before the Legislature. This section indicates the date of the last review and future scheduled appearance. Through the sunset hearing, the Legislature evaluates the need, effectiveness, and performance of the board, bureau, committee, program, or commission.

RECIPROCITY

Reciprocity is defined as granting a license to an individual who is licensed in the same profession in another state by requiring proof of licensure from that state (without requiring additional steps or licensure requirements such as examinations or documentation beyond licensure). Some DCA boards and bureaus allow reciprocity.

ACCOMPLISHMENTS

A written summary of accomplishments throughout the fiscal year focusing on consumer protection, licensing and enforcement updates, and communications and outreach.

NEW LEGISLATION

Newly enacted legislation that affects the board/bureau, consumers, licensees, and/or applicants.

LICENSE REQUIREMENTS

Requirements for licensure in California.

LICENSE REQUIREMENTS	Y/N
CONTINUING EDUCATION/COMPETENCY	Y
DEGREE/PROFESSIONAL SCHOOLING	Y
EXAMINATION	Y
FINGERPRINT REQUIREMENT	Y
QUALIFYING EXPERIENCE (MAY INCLUDE EDUCATION)	Y

FEES

List of most associated fees for licensure and renewal. Additional fees may be required. Refer to individual laws and regulations for details.

LICENSE TYPE	ACTUAL FEE	STATUTORY LIMIT
NATIONAL ASSOCIATION OF STATE BOARDS OF ACCOUNTANCY (NASBA) UNIFORM CPA EXAMINATION FEE	\$952.60	SET BY NASBA
UNIFORM CPA EXAMINATION APPLICATION FEE	\$100.00	\$600.00
APPLICATION FEE FOR CPA LICENSURE	\$250.00	\$250.00
CPA LICENSE ISSUANCE FEE—2-YEAR	\$280.00	\$280.00
REPEAT UNIFORM CPA EXAMINATION FEE	\$50.00	\$75.00
CPA RENEWAL FEE (EVERY 2 YEARS)	\$280.00	\$280.00
CPA APPLICATION FEE—RETIRED STATUS	\$75.00	\$250.00
CPA RESTORATION FEE—RETIRED STATUS	\$50.00	\$1,000.00
APPLICATION FEE FOR ACCOUNTANCY FIRM (PARTNERSHIP OR CORPORATION)	\$150.00	\$250.00
LICENSE ISSUANCE FEE FOR ACCOUNTANCY FIRM (PARTNERSHIP OR CORPORATION)	\$280.00	\$280.00
ACCOUNTANCY FIRM (PARTNERSHIP OR CORPORATION) RENEWAL	\$280.00	\$280.00

SUMMARY OF LICENSING ACTIVITY

Initial Licenses/Registrations/Certificates/Permits

The number of initial applications received, licenses issued, and licenses renewed. License, registration, certificate and permit types are organized in alphabetical order.

INITIAL LICENSES/REGISTRATIONS/CERTIFICATES/PERMITS			
LICENSE TYPE	APPLICATIONS RECEIVED	ISSUED	RENEWED
PSYCHOLOGIST LICENSE	1,395	817	10,883
PSYCHOLOGICAL ASSOCIATE REGISTRATION	767	644	1,409
PSYCHOLOGICAL TESTING TECHNICIAN REGISTRATION	61	38	0
TOTAL	2,223	1,499	12,292

Applications for Examination/Re-Examination

The number of applications received for examination, re-examination, and applications approved. License, registration, certificate and permit types are organized in alphabetical order.

APPLICATIONS FOR INITIAL EXAMINATION/RE-EXAMINATION				
LICENSE TYPE	EXAM TYPE	INITIAL APPLICATIONS FOR EXAMINATION RECEIVED	APPLICATIONS FOR RE-EXAMINATION RECEIVED	EXAMINATION APPLICATIONS APPROVED
PSYCHOLOGIST	CALIFORNIA PSYCHOLOGY LAWS AND ETHICS EXAMINATION	893	235	1,082
PSYCHOLOGIST	EXAMINATION FOR PROFESSIONAL PRACTICE IN PSYCHOLOGY	1,135	0	1,036

Associated Certifications

The number of initial applications received, certifications issued, and active certifications that allow increased practice/services which do not independently renew.

ASSOCIATED CERTIFICATIONS			
LICENSE TYPE	INITIAL APPLICATIONS RECEIVED	CERTIFICATIONS ISSUED	CERTIFICATION POPULATION
HAND THERAPY APPROVAL	61	80	1,617
PHYSICAL AGENT MODALITIES APPROVAL	160	149	1,251
SWALLOWING ASSESSMENT APPROVAL	45	47	807
TOTAL	266	276	3,675

Licensing Population By Type

Total number of licensees able to practice or provide services (active) or to return to practice or services without having to re-apply for licensure, licenses in a delinquent/expired status, retired (if applicable), inactive, and other.

LICENSING POPULATION BY TYPE

LICENSE TYPE	ACTIVE LICENSES/ REGISTRATIONS/ CERTIFICATES/ PERMITS	DELINQUENT/ EXPIRED	RETIRED	INACTIVE	OTHER
PSYCHOLOGIST	20,585	1,558	479	2,151	0
PSYCHOLOGICAL ASSOCIATE	1,786	67	0	0	0
PSYCHOLOGICAL TESTING TECHNICIAN	38	0	0	0	0
TOTAL	22,409	1,625	479	2,151	0

Renewal and Continuing Education

Indicates how often a license must be renewed and how many hours of continuing education, if any, are required for renewal.

RENEWAL AND CONTINUING EDUCATION (CE)

LICENSE TYPE	FREQUENCY OF RENEWAL	NUMBER OF CE HOURS REQUIRED EACH CYCLE
PSYCHOLOGICAL ASSOCIATE	EVERY YEAR	N/A
PSYCHOLOGIST	EVERY 2 YEARS	36

Examination Results

The percentage of first-time candidates who passed or failed an examination for licensure and the total number of first-time candidates. National exam results may reflect more than just first time examinations.

EXAMINATION RESULTS

LICENSE TYPE	EXAM DESCRIPTION	% PASS	% FAIL	TOTAL NUMBER CANDIDATES
PSYCHOLOGIST	CPLEE	79%	21%	811
PSYCHOLOGIST	EPPP	58%	42%	779

SUMMARY OF ENFORCEMENT ACTIVITY

Complaints—Intake

Total number of complaints and conviction/arrest notifications (convictions, applicant-reported convictions, and subsequent arrests) received, closed without referral for investigation, referred for investigation, and pending intake at the close of the fiscal year. This is a comprehensive overview of the intake process and lifecycle of a complaint at the beginning of the process. These include complaints from the public, government, law enforcement, licensed professional groups, internal staff, others, or anonymous sources. DCA defines a complaint as “an allegation or inquiry from any source indicating a probable violation of any law, rule, or order of any regulatory agency, including violations of the Business and Professions Code relating to businesses and professions licensed by any entity of the Department of Consumer Affairs.

COMPLAINTS—INTAKE

903	RECEIVED
233	CLOSED WITHOUT REFERRAL FOR INVESTIGATION
708	REFERRED FOR INVESTIGATION
12	PENDING

Investigations

Total number of investigations opened, closed, and pending at the end of the fiscal year. An investigation is defined as the collection and verification of facts to determine jurisdiction and potential violations of law. The total count of investigations includes desk, in-house and field investigations. Some cases may have been opened in a prior year.

INVESTIGATIONS

708	OPENED
877	CLOSED
606	PENDING

Enforcement Aging—Completed Intake and Investigations

This section breaks down the total number of completed investigations by age. The timeline is from the date the complaint was received to the date the investigation was completed. Each number is representative of a case that

was closed in that time frame. Additionally, this section includes major milestones in the intake and investigations processes by age.

ENFORCEMENT AGING—COMPLETED INTAKE AND INVESTIGATIONS

212	UP TO 90 DAYS
94	91 TO 180 DAYS
161	181 DAYS TO 1 YEAR
379	1 TO 2 YEARS
30	2 TO 3 YEARS
1	OVER 3 YEARS
12	AVERAGE NUMBER OF DAYS FROM RECEIPT OF COMPLAINT TO ASSIGNMENT OF INVESTIGATOR
311	AVERAGE NUMBER OF DAYS FOR ALL INVESTIGATION OUTCOMES (FROM START OF INVESTIGATION TO REFERRAL FOR ACTION OR CASE CLOSURE WITHOUT REFERRAL FOR ACTION)
322	AVERAGE NUMBER OF DAYS FROM RECEIPT OF COMPLAINT TO REFERRAL FOR ACTION/PROSECUTION OR CASE CLOSURE WITHOUT REFERRAL FOR ACTION/PROSECUTION

Inspections

This count includes routine, mandated, and complaint-driven inspections, the number of citations issued and the total number of disciplinary actions taken based upon an inspection being conducted.

INSPECTIONS

323	CONDUCTED
38	CITATIONS ISSUED
1	DISCIPLINARY ACTION TAKEN

Citations and Fines

Total number of citations issued with and without an administrative fine and the total number of citations withdrawn, dismissed, reduced or modified. Additionally, this section includes the average number of days from when the complaint was received or inspection conducted to when the citation was issued and the number of administrative fines assessed as part of a disciplinary order or action.

CITATIONS AND FINES

0	ISSUED WITHOUT A FINE
278	ISSUED WITH A FINE
91	WITHDRAWN/DISMISSED/REDUCED
90	AVERAGE NUMBER OF DAYS TO ISSUE A CITATION (FROM COMPLAINT RECEIPT/INSPECTION CONDUCTED TO CITATION ISSUED)
0	ADMINISTRATIVE FINES

Total Amount of Fines

Total amount of citations and administrative fines assessed, withdrawn, dismissed, reduced, and collected.

TOTAL AMOUNT OF FINES

\$1,573,460.00	ASSESSED
\$448,800.00	WITHDRAWN/DISMISSED/REDUCED
\$589,492.13	COLLECTED

Criminal/Civil Actions

Total number of referrals for criminal or civil action and criminal and civil actions filed. These are referrals to or filings by a district attorney or the Attorney General's Office for criminal or civil action. These may include misdemeanor citations. A referral may be made both to the district attorney and the Office of the Attorney General, in which case it will be reflected in both categories.

CRIMINAL/CIVIL ACTIONS

0	REFERRALS FOR CRIMINAL/CIVIL ACTION
0	CRIMINAL ACTIONS FILED
0	CIVIL ACTIONS FILED

Office of the Attorney General/Inhouse/Disciplinary Actions

Complaints and investigations in which the evidence and facts have substantiated a violation of the law are referred to the attorney general for disciplinary action or may be handled inhouse. Outcomes of disciplinary action may affect the status of a professional's license or services provided. Total number of cases referred to the attorney general or inhouse cases initiated. Includes cases closed with a subset of consolidated cases that are related to a case that resulted in discipline but only one outcome is counted. Cases pending - AG Pre-Filing represent cases referred without an action filed while AG Post-Filing have an action filed but no outcome.

OFFICE OF THE ATTORNEY GENERAL/INHOUSE/DISCIPLINARY ACTIONS

33	CASES OPENED/INITIATED
19	CASES CLOSED
10	-CONSOLIDATED CASES CLOSED
14	CASES PENDING - AG PRE-FILING
13	CASES PENDING - AG POST-FILING

Enforcement Aging—Completed Attorney General Cases and Inhouse Cases

This section breaks down the total number of attorney general and inhouse cases closed by age. The timeline begins from the referral to the AG or inhouse initiation to the outcome of the case to closure, referral for citation, or disciplinary outcome. Each number is representative of a case that was closed in that time frame.

ENFORCEMENT AGING – COMPLETED ATTORNEY GENERAL AND INHOUSE CASES	
9	UP TO 1 YEAR
10	1 TO 2 YEARS
0	2 TO 3 YEARS
0	OVER 3 YEARS

Formal Actions Filed/Withdrawn/Dismissed

Total number of restraining/restriction/suspension orders sought and granted, accusations filed, petitions to revoke probation and accusations and petitions to revoke probation filed, and accusations/petitions withdrawn/dismissed.

FORMAL ACTIONS FILED/WITHDRAWN/DISMISSED	
4	RESTRAINING/RESTRICTION/SUSPENSION ORDERS SOUGHT
3	RESTRAINING/RESTRICTION/SUSPENSION ORDERS GRANTED
5	ACCUSATIONS FILED
1	PETITIONS TO REVOKE PROBATION AND ACCUSATIONS AND PETITIONS TO REVOKE PROBATION FILED
1	ACCUSATIONS WITHDRAWN/DISMISSED
0	PETITIONS TO REVOKE PROBATION AND ACCUSATIONS AND PETITIONS TO REVOKE PROBATION WITHDRAWN/DISMISSED

Administrative Outcomes/Final Orders

Total number of disciplinary actions/outcomes by type. This section includes major milestones from closure of the investigation to imposing formal discipline and from receipt of the complaint to imposing formal discipline by age.

ADMINISTRATIVE OUTCOMES/FINAL ORDERS	
3	REVOCATION
0	SURRENDER OF LICENSE
0	PROBATION WITH SUSPENSION
0	SUSPENSION ONLY
0	PROBATION ONLY
0	PUBLIC REPRIMAND/PUBLIC REPROVAL/PUBLIC LETTER OF REPRIMAND
0	OTHER DECISIONS
3	TOTAL
329	AVERAGE NUMBER OF DAYS FROM CLOSURE OF INVESTIGATION TO IMPOSING FORMAL DISCIPLINE
609	AVERAGE NUMBER OF DAYS TO IMPOSE DISCIPLINE FROM RECEIPT OF COMPLAINT

Probation

Probation is an action taken in administrative discipline during which a licensee is monitored and must adhere to certain terms and conditions. Total number of probationers who completed probation, probationers pending at the end of the fiscal year, and the total number of cease practice orders issued for violating a condition of the probation order. Total number of probationers who completed probation and probationers pending at the end of the fiscal year.

PROBATION	
0	PROBATIONS COMPLETED
5	PROBATIONERS PENDING (CLOSE OF FY)
0	CEASE PRACTICE ORDERS ISSUED

Subsequent Discipline

Total number of subsequent disciplines ordered. Subsequent discipline is when a license is placed on probation due to a violation of the law and violates the conditions of probation resulting in additional discipline.

SUBSEQUENT DISCIPLINE	
0	PROBATIONS REVOKED
0	PROBATIONER'S LICENSE SURRENDERED
0	ADDITIONAL PROBATION WITH SUSPENSION
1	ADDITIONAL PROBATION
0	OTHER CONDITIONS ADDED
0	OTHER PROBATION OUTCOME

Petition for Modification or Termination of Probation

Total number of petitions for modification or termination of probation granted and denied. This refers to the outcome of petitions filed by licensees to modify terms and conditions of probation or to terminate probation.

PETITION FOR MODIFICATION OR TERMINATION OF PROBATION	
0	GRANTED
0	DENIED

Petition for Reinstatement of Revoked or Surrendered License/Registration/Certificate

Total number of petitions for reinstatement of revoked or surrendered licenses, registrations, certificates granted and denied. This refers to the outcome of petitions by licensees requesting reinstatement of a revoked or surrendered license. Granted is broken down by the specific terms pertaining to granting the petition for reinstatement.

PETITION FOR REINSTATEMENT OF REVOKED/SURRENDERED LICENSE/REGISTRATION/CERTIFICATE	
7	GRANTED
4	-LICENSE ISSUED WITH NO RESTRICTIONS
3	-LICENSE ISSUED AND PLACED ON PROBATION
0	-LICENSE ISSUED AND PLACED ON PROBATION WITH PRECEDENT CONDITION
0	-OTHER DECISION
9	DENIED

Administrative/Criminal Cost Recovery

Administrative cost recovery ordered is to be paid by a licensee in a disciplinary decision for reimbursement of the board's or bureau's investigation and/or legal costs. Criminal cost recovery ordered is to be paid by a licensee or non-licensee based on the outcome of a criminal proceeding for services provided in the investigation of the criminal matter. Total dollar amount of administrative and criminal costs ordered and collected by boards and bureaus. Administrative cost recovery is separated by those ordered with surrender or revocation and are not reported if ordered to be due upon the reinstatement of the license. Other cost recovery will be recovered based on the terms of the discipline imposed. This does not include administrative fines assessed with discipline.

ADMINISTRATIVE/CRIMINAL COST RECOVERY	
\$56,348.56	ADMINISTRATIVE COST RECOVERY ORDERED
\$56,348.56	-ORDERED WITH REVOKED/SURRENDERED DECISION
\$0.00	-ORDERED WITH ALL OTHER DECISIONS
\$24,781.92	ADMINISTRATIVE COST RECOVERY COLLECTED
\$0.00	CRIMINAL COST RECOVERY ORDERED
\$0.00	CRIMINAL COST RECOVERY COLLECTED

Restitution to Consumers/Refunds/Savings

Total of court-ordered restitution to consumers as a result of mediation efforts. In some instances, services were performed without charge to the consumer, a consumer's bill was reduced, or a product was returned or exchanged.

RESTITUTION TO CONSUMERS/REFUNDS/SAVINGS	
\$0.00	RESTITUTION ORDERED
\$282,674.95	AMOUNT REFUNDED
\$0.00	REWORK AT NO CHARGE
\$0.00	ADJUSTMENTS/RETURNS/EXCHANGES
\$282,674.95	TOTAL SAVINGS ACHIEVED FOR CONSUMERS

Substance Abusing Licenses

Total number of probationers subject to drug testing during the fiscal year including the number of drug tests ordered and the number of positive drug tests.

SUBSTANCE ABUSING LICENSEES	
4	PROBATIONERS SUBJECT TO DRUG TESTING
12	DRUG TESTS ORDERED
0	POSITIVE DRUG TESTS

Applicant Action

Total number of license applications denied without request for an appeal, statements of issues filed, statement of issues granted resulting in license denial, licenses issued with probation or a probationary license issued, statement of issues denied resulting in the license being granted, licenses issued with a public letter of reprimand and statements of issues withdrawn.

APPLICANT ACTION	
9	LICENSE APPLICATION DENIED (NO APPEAL)
7	STATEMENTS OF ISSUES FILED
0	LICENSE DENIED (STATEMENT OF ISSUES GRANTED)
1	LICENSE ISSUED WITH PROBATION OR PROBATIONARY LICENSE ISSUED
0	LICENSE GRANTED (STATEMENT OF ISSUES DENIED)
0	LICENSE ISSUED WITH A PUBLIC LETTER OF REPRIMAND
4	STATEMENT OF ISSUES WITHDRAWN



CALIFORNIA BOARD OF ACCOUNTANCY

Licenses and regulates certified public accountants and public accountancy firms.

www.cba.ca.gov

Staff: 99.9 civil servant positions, 1 exempt

Licenses, Registrations, Certificates, and Permits: 67,877

Board Membership: 8 public representatives, 7 licensees

Board Leadership:

Dominic Franzella	Deanne Pearce
<i>Executive Officer</i>	<i>Assistant Executive Officer</i>
dominic.franzella@cba.ca.gov	deanne.pearce@cba.ca.gov

Laws and Regulations:

Business and Professions Code section 5000–5158
California Code of Regulations, title 16, section 1–99.2

Sunset Review:

Last review: 2024 | Next review: 2028

BOARD HIGHLIGHTS

RECIPROCITY

Pursuant to Business and Professions Code sections 5096–5096.22, qualified out-of-state certified public accountants (CPAs) may participate in the Board’s mobility program and practice public accountancy in California without providing notice or paying a fee. All CPAs practicing in California under the mobility program are subject to the disciplinary authority of the Board and, if applicable, must self-report certain disqualifying events and cease practicing in the state until authorized by the Board.

ACCOMPLISHMENTS

Sunset Review

The Board prepared its Sunset Review Report and delivered it to the Legislature in early January 2024 in advance of its sunset review hearing that was held on March 11, 2024. Board Member Katrina L. Salazar, CPA, and Executive Officer Dominic Franzella appeared before a joint session of the Assembly and Senate Business and Professions Committees. The committees drafted reauthorization legislation for the Board, Assembly Bill 3251 (Berman). The bill extended the authority for the Board to continue until January 1, 2029, as well as incorporated the following Board recommendations:

- Removal of references requiring physical mailings to and from the Board.
- Addressing the issue of accounting firms with ownership comprised solely of licensees who are not authorized to sign attest engagements.

- Allowing licensees with a permanent practice restriction to obtain a retired status license.
- Updating references for educational accreditation agencies consistent with the Code of Federal Regulations.
- Making peer review information available to the Board by requiring that firms participate in the American Institute of Certified Public Accountants' Facilitated State Board Access system.
- Eliminating the authority for the Mobility Stakeholder Group.

Updates to Enforcement

The Enforcement Program continued to implement case management process improvements to adapt to a continual increase in complaints received. For example, the Enforcement Program received 5,842 complaints and closed 6,518 investigations, a 33% and 29% increase, respectively, compared to the prior fiscal year (2022-23). Staff closed 82% of the investigations within the first six months, and 96% within one year. A large portion of these investigations were complaints regarding unlicensed activity and internal referrals for failing to comply with California Code of Regulations (CCR) section 87(a) (2). The CCR requires a licensee renewing a license in an active status to complete a minimum of 20 hours of continuing education (CE) in each year of the two-year license renewal period, including a minimum of 12 hours of CE in technical subject areas. The Enforcement Program continues to work to provide timely resolution to complaints and bring licensees into compliance with the Accountancy Act and Board Regulations.

Updates to Licensing

For fiscal year 2023/24, the Board maintained a processing time frame of 30 days or less for all complete examination and licensing applications. In the last fiscal year, the Board also implemented new regulations that allow licensees to earn CE through new methodologies and added retired Certified Public Accountant (CPA) renewals to the online renewal system, CBA Connect.

In December 2023, due to the recent significant health, economic, education, and travel disruptions resulting in CPA exam candidate hardships, many state boards, including the Board, extended section credits to allow those affected an additional opportunity to continue their pursuit of a CPA license. This was also done to help positively affect the declining number of individuals entering the CPA pipeline. More than 4,000 credits were extended for nearly 3,000 candidates. The Board had the pleasure of informing 45 candidates they had passed the CPA exam because of the credit extensions.

In 2023, the Board launched a multiyear project called Students Understanding the Requirements to be a CPA Project, also called the SURE CPA Project, and gathered information from students, licensees, and educators. Based on the feedback, the Board updated its website with new information aimed at helping students understand the education required to obtain a CPA license. The Board continues to gather feedback and develop new SURE CPA initiatives.

Additionally, the Board's Licensing Division successfully implemented the new national CPA exam, which launched in January 2024. The transition, known as CPA Evolution, was designed to acknowledge the evolving technological skills and competencies required in accounting today. The new CPA exam features a Core + Discipline structure and recognizes specialties within the discipline by providing multiple pathways for candidates to pass the CPA exam.

Communications & Outreach

The Board conducted several outreach events. In September 2023, outreach events were held in conjunction with the Board meeting conducted on the campus of California State Polytechnic University, Pomona. The Board participated in a California Society of CPAs event in December at California State University, Sacramento, titled "Meet with a CPA and the CBA." The roundtable event provided an opportunity for students to speak directly with CPAs and Board staff. Board Member Nancy J. Corrigan, CPA, and Board staff attended the California State University, San Bernardino chapter of Beta Alpha Psi's Spring Banquet in May 2024.

The Board produced a virtual outreach event titled "Your CPA Roadmap" in June 2024, attended by 125 individuals interested in becoming a CPA. The webinar consisted of presentations followed by a panel discussion featuring Board and committee members. Panelists spoke about their careers and why they chose to become CPAs, provided tips for a successful entry into the accounting profession, and described the variety of interesting job opportunities as a CPA.

Growing audience diversity continues to be a priority, as mentioned in the Board's 2024 Communications and Outreach Plan. The Board began translating Board news releases into languages other than English. Press releases were translated into Spanish, Simplified Chinese, and Vietnamese. Informational campaigns were launched in the spring of 2024 to make applicants and licensees aware of the change in the Professional Ethics (PETH) Examination requirement for CPA licensure and the fee increases, both of which went into effect July 1, 2024. In May 2024, the Board debuted a five-video series titled "This is the CBA," which tells the story of what the Board is

and its mission and values. A media campaign resulted in millions of impressions of the videos and directed viewers back to the CBA website to watch the full videos.

NEW LEGISLATION

AB 3251 (Berman, Chapter 586, Statutes of 2024)

extends the Board's sunset date to January 1, 2029. This bill also requires owners of accounting firms to make all working papers available for investigation purposes to licensees who sign those documents, allows licenses subject to a permanent restricted practice order to be placed in retired status, and requires peer review program providers and accountancy firms undergoing peer review to share data with the Board.

LICENSE REQUIREMENTS*

LICENSE REQUIREMENTS	Y/N
CONTINUING EDUCATION/COMPETENCY	Y
DEGREE/PROFESSIONAL SCHOOLING	Y
EXAMINATION	Y
FINGERPRINT REQUIREMENT	Y
QUALIFYING EXPERIENCE (MAY INCLUDE EDUCATION)	Y

* Applicable to specific license types. Refer to the laws and regulations for details.

FEES*

LICENSE TYPE	ACTUAL FEE	STATUTORY LIMIT
ACCOUNTANCY FIRM (PARTNERSHIP OR CORPORATION) LICENSE RENEWAL [^]	\$400.00	N/A
CPA LICENSE RENEWAL [^]	\$340.00	N/A
CPA RETIRED STATUS APPLICATION	\$75.00	\$250.00
CPA RETIRED STATUS RESTORATION	\$50.00	\$1,000.00
INITIAL ACCOUNTANCY FIRM (PARTNERSHIP OR CORPORATION) LICENSE APPLICATION [^]	\$250.00	\$2,000.00
INITIAL ACCOUNTANCY FIRM (PARTNERSHIP OR CORPORATION) LICENSE ISSUANCE [^]	\$400.00	N/A
INITIAL CPA LICENSE APPLICATION	\$250.00	\$700.00
INITIAL CPA LICENSE ISSUANCE [^]	\$340.00	N/A
REPEAT UNIFORM CPA EXAMINATION APPLICATION	\$50.00	\$75.00
UNIFORM CPA EXAMINATION APPLICATION	\$100.00	\$600.00

* Additional fees are collected by the National Association of State Boards of Accountancy related to testing for the Uniform CPA Examination.

[^]These fees are reflective of the changes in Senate Bill 816 (Roth, Chapter 723, Statutes of 2023) that became effective July 1, 2024.

SUMMARY OF LICENSING ACTIVITY

INITIAL LICENSES/REGISTRATIONS/CERTIFICATES/PERMITS			
LICENSE TYPE	APPLICATIONS RECEIVED	ISSUED	RENEWED
CERTIFIED PUBLIC ACCOUNTANT	2,995	2,862	45,558
CPA - CORPORATION	261	229	1,895
CPA - PARTNERSHIP	41	40	619
FICTITIOUS NAME REGISTRATION	75	88	0
PUBLIC ACCOUNTANT	0	0	2
TOTAL	3,372	3,219	48,074

LICENSING POPULATION BY TYPE					
LICENSE TYPE	ACTIVE LICENSES/ REGISTRATIONS/ CERTIFICATES/ PERMITS	DELINQUENT/ EXPIRED	RETIRED	INACTIVE	OTHER
CERTIFIED PUBLIC ACCOUNTANT	61,035	15,435	4,904	24,011	3
CPA - CORPORATION	4,302	661	0	0	0
CPA - PARTNERSHIP	1,267	185	0	0	0
FICTITIOUS NAME REGISTRATION	1,273	49	0	0	0
PUBLIC ACCOUNTANT	0	3	2	1	0
TOTAL	67,877	16,333	4,906	24,012	3

RENEWAL AND CONTINUING EDUCATION (CE)		
LICENSE TYPE	FREQUENCY OF RENEWAL	NUMBER OF CE HOURS REQUIRED EACH CYCLE
CERTIFIED PUBLIC ACCOUNTANT	EVERY 2 YEARS	80
CORPORATION	EVERY 2 YEARS	N/A
FICTITIOUS NAME PERMIT	EVERY 5 YEARS	N/A
OUT-OF-STATE FIRM	EVERY 2 YEARS	N/A
PARTNERSHIP	EVERY 2 YEARS	N/A
PUBLIC ACCOUNTANT	EVERY 2 YEARS	80

EXAMINATION RESULTS				
LICENSE TYPE	EXAM DESCRIPTION	% PASS	% FAIL	TOTAL NUMBER CANDIDATES
CERTIFIED PUBLIC ACCOUNTANT	UNIFORM CERTIFIED PUBLIC ACCOUNTANT EXAMINATION*	46	54	26,161

*The Uniform Certified Public Accountant Examination consists of multiple sections. Prior to January 1, 2024, a candidate had to successfully complete all four sections within 18 months to pass. Beginning January 1, 2024, a candidate had to successfully complete all three Core sections and one Discipline section within 30 months to pass. The data provided represents the percent of sections that were passed/failed and the total number of sections administered. Because the examination consists of multiple sections, the percent of individuals that passed/failed is not available. The calculation was done differently prior to FY 21/22; comparisons should not be made.

CALIFORNIA BOARD OF ACCOUNTANCY

SUMMARY OF ENFORCEMENT ACTIVITY

COMPLAINTS—INTAKE	
5,842	RECEIVED
0	CLOSED WITHOUT REFERRAL FOR INVESTIGATION
5,841	REFERRED FOR INVESTIGATION
0	PENDING

INVESTIGATIONS	
5,841	OPENED
6,518	CLOSED
1,467	PENDING

ENFORCEMENT AGING—COMPLETED INTAKE AND INVESTIGATIONS	
3,848	UP TO 90 DAYS
1,496	91 TO 180 DAYS
921	181 DAYS TO 1 YEAR
238	1 TO 2 YEARS
15	2 TO 3 YEARS
0	OVER 3 YEARS
1	AVERAGE NUMBER OF DAYS FROM RECEIPT OF COMPLAINT TO ASSIGNMENT OF INVESTIGATOR
108	AVERAGE NUMBER OF DAYS FOR ALL INVESTIGATION OUTCOMES
108	AVERAGE NUMBER OF DAYS FROM RECEIPT OF COMPLAINT TO REFERRAL FOR ACTION/PROSECUTION OR CASE CLOSURE WITHOUT REFERRAL FOR ACTION/PROSECUTION

INSPECTIONS	
0	CONDUCTED
0	CITATIONS ISSUED
0	DISCIPLINARY ACTION TAKEN

CITATIONS AND FINES	
0	ISSUED WITHOUT A FINE
1,072	ISSUED WITH A FINE
65	WITHDRAWN/DISMISSED/REDUCED
101	AVERAGE NUMBER OF DAYS TO ISSUE A CITATION (FROM COMPLAINT RECEIPT/INSPECTION CONDUCTED TO CITATION ISSUED)
\$26,500.00	ADMINISTRATIVE FINES

TOTAL AMOUNT OF FINES	
\$266,650.00	ASSESSED
\$20,500.00	WITHDRAWN/DISMISSED/REDUCED
\$262,896	COLLECTED

CRIMINAL/CIVIL ACTIONS	
2	REFERRALS FOR CRIMINAL/CIVIL ACTION
0	CRIMINAL ACTIONS FILED
0	CIVIL ACTIONS FILED

OFFICE OF THE ATTORNEY GENERAL/INHOUSE/DISCIPLINARY ACTIONS	
46	CASES OPENED/INITIATED
36	CASES CLOSED
1	- CONSOLIDATED CASES CLOSED
20	CASES PENDING - AG PRE-FILING
10	CASES PENDING - AG POST-FILING

ENFORCEMENT AGING – COMPLETED ATTORNEY GENERAL AND INHOUSE CASES	
28	UP TO 1 YEAR
5	1 TO 2 YEARS
3	2 TO 3 YEARS
0	OVER 3 YEARS

FORMAL ACTIONS FILED/WITHDRAWN/DISMISSED	
0	RESTRAINING/RESTRICTION/SUSPENSION ORDERS SOUGHT
1	RESTRAINING/RESTRICTION/SUSPENSION ORDERS GRANTED
26	ACCUSATIONS FILED
1	PETITIONS TO REVOKE PROBATION AND ACCUSATIONS AND PETITIONS TO REVOKE PROBATION FILED
0	ACCUSATIONS WITHDRAWN/DISMISSED
0	PETITIONS TO REVOKE PROBATION AND ACCUSATIONS AND PETITIONS TO REVOKE PROBATION WITHDRAWN/DISMISSED

CALIFORNIA BOARD OF ACCOUNTANCY

ADMINISTRATIVE OUTCOMES/FINAL ORDERS	
13	REVOCATION
9	SURRENDER OF LICENSE
0	PROBATION WITH SUSPENSION
0	SUSPENSION ONLY
10	PROBATION ONLY
0	PUBLIC REPRIMAND/PUBLIC REPROVAL/PUBLIC LETTER OF REPRIMAND
0	OTHER DECISIONS
32	TOTAL
300	AVERAGE NUMBER OF DAYS FROM CLOSURE OF INVESTIGATION TO IMPOSING FORMAL DISCIPLINE
515	AVERAGE NUMBER OF DAYS TO IMPOSE DISCIPLINE FROM RECEIPT OF COMPLAINT

PROBATION	
33	PROBATIONS COMPLETED
63	PROBATIONERS PENDING
0	CEASE PRACTICE ORDERS ISSUED

SUBSEQUENT DISCIPLINE	
2	PROBATIONS REVOKED
0	PROBATIONER'S LICENSE SURRENDERED
0	ADDITIONAL PROBATION WITH SUSPENSION
1	ADDITIONAL PROBATION
0	OTHER CONDITIONS ADDED
0	OTHER PROBATION OUTCOME

PETITION FOR MODIFICATION OR TERMINATION OF PROBATION	
1	GRANTED
1	DENIED

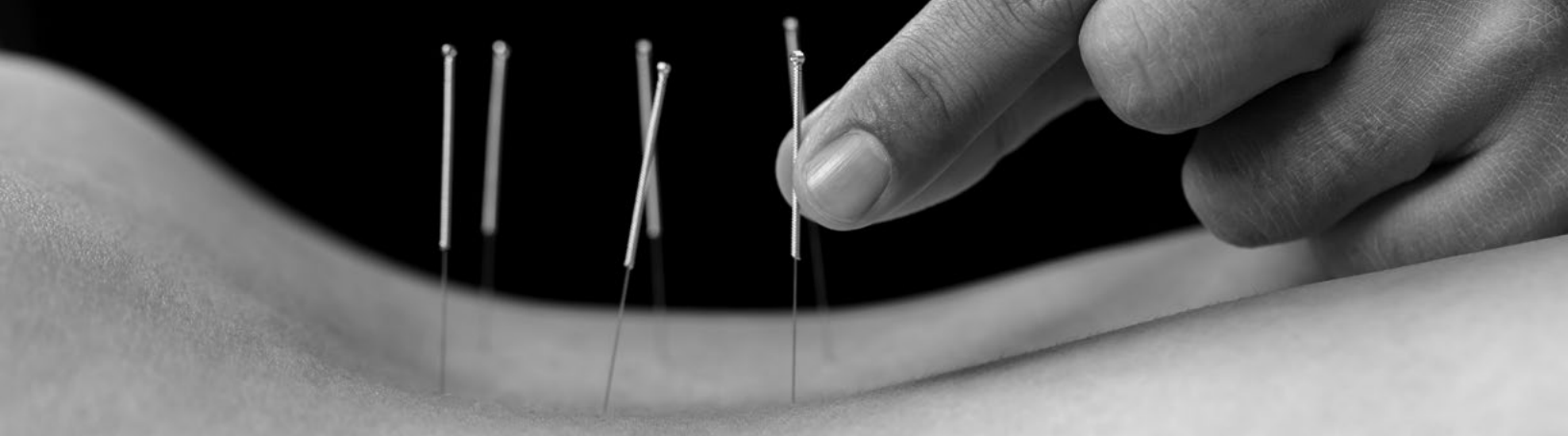
PETITION FOR REINSTATEMENT OF REVOKED/SURRENDERED LICENSE/REGISTRATION/CERTIFICATE	
2	GRANTED
1	- LICENSE ISSUED WITH NO RESTRICTIONS
1	- LICENSE ISSUED AND PLACED ON PROBATION
0	- LICENSE ISSUED AND PLACED ON PROBATION WITH PRECEDENT CONDITION
0	- OTHER DECISION
0	DENIED

ADMINISTRATIVE/CRIMINAL COST RECOVERY	
\$141,186.11	ADMINISTRATIVE COST RECOVERY ORDERED
\$49,697.02	- ORDERED WITH REVOKED/SURRENDERED DECISION
\$91,489.09	- ORDERED WITH ALL OTHER DECISIONS
\$234,034.52	ADMINISTRATIVE COST RECOVERY COLLECTED
0	CRIMINAL COST RECOVERY ORDERED
0	CRIMINAL COST RECOVERY COLLECTED

RESTITUTION TO CONSUMERS/REFUNDS/SAVINGS	
0	RESTITUTION ORDERED
0	AMOUNT REFUNDED
0	REWORK AT NO CHARGE
0	ADJUSTMENTS/RETURNS/EXCHANGES
0	TOTAL SAVINGS ACHIEVED FOR CONSUMERS

SUBSTANCE ABUSING LICENSEES	
0	PROBATIONERS SUBJECT TO DRUG TESTING
0	DRUG TESTS ORDERED
0	POSITIVE DRUG TESTS

APPLICANT ACTION	
0	LICENSE APPLICATION DENIED (PRE-HEARING)
0	STATEMENTS OF ISSUES FILED
0	LICENSE DENIED (STATEMENT OF ISSUES GRANTED)
0	LICENSE ISSUED WITH PROBATION OR PROBATIONARY LICENSE ISSUED
0	LICENSE GRANTED (STATEMENT OF ISSUES DENIED)
0	LICENSE ISSUED WITH A PUBLIC LETTER OF REPRIMAND
0	STATEMENT OF ISSUES WITHDRAWN



ACUPUNCTURE BOARD

**Licenses and regulates acupuncturists
and acupuncture training curriculum.**

www.acupuncture.ca.gov

Staff: 12 civil servant positions, 1 exempt

**Licenses, Registrations, Certificates,
and Permits: 15,122**

Board Membership: 4 public representatives,
3 licensees

Board Leadership:

Ben Bodea

Executive Officer

ben.bodea@dca.ca.gov

Laws and Regulations:

Business and Professions Code section 4925–4975

California Code of Regulations, title 16, section
1399.400–1399.489.2

Sunset Review:

Last review: 2023 | Next review: 2027

BOARD HIGHLIGHTS

RECIPROCITY

The Board does not have reciprocity.

ACCOMPLISHMENTS

Strategic Planning

The Board concluded its 2018-22 Strategic Plan, achieving most of its objectives. DCA's SOLID conducted an environmental scan of the Board's internal and external environments. The Board also embedded diversity, equity, and inclusion (DEI) into the process by offering the environmental scan in additional languages such as Chinese, Korean, and Spanish. Board members, executive leadership, staff, and external stakeholders were surveyed, and the information received was reviewed and discussed at the October 2023 Board meeting resulting in the Board's current strategic plan. The Board adopted its new 2024-28 Strategic Plan on March 22, 2024. The Board set goals to further its mission to protect the people of California by upholding acupuncture and herbal medicine practice standards through the oversight and enforcement of the Acupuncture Licensure Act.

Updates to Licensing

In collaboration with DCA Office of Information Services, the Board transitioned to renewal postcards instead of renewal letters. By moving to postcards, the Board is reducing the cost to communicate with licensees and reducing the carbon footprint for such communications.

Regulatory Changes

Effective March 24, 2024, the Board obtained regulatory changes that update regulatory terminology to be consistent with the statute, revise cross-references, and change a reference citation.

Business Modernization

The Board developed a continuing education (CE) portal in the AcuConnect system, shifting a majority of CE Provider functions online in March 2024. CE providers can now apply through AcuConnect for provider and course approval and pay the associated fees by credit card. All approved courses are now available in a searchable database allowing for targeting specific content, dates, or delivery type, which provides easier access for licensees.

NEW LEGISLATION

There was no enacted legislation solely related to the Board.

LICENSE REQUIREMENTS*

LICENSE REQUIREMENTS	Y/N
CONTINUING EDUCATION/COMPETENCY	Y
DEGREE/PROFESSIONAL SCHOOLING	Y
EXAMINATION	Y
FINGERPRINT REQUIREMENT	Y
QUALIFYING EXPERIENCE (MAY INCLUDE EDUCATION)	Y

* Applicable to specific license types. Refer to the laws and regulations for details.

FEES*

LICENSE TYPE	ACTUAL FEE	STATUTORY LIMIT
ACUPUNCTURIST		
APPLICATION FEE	\$250.00	\$350.00
APPLICATION FEE FOR FOREIGN APPLICANTS	\$350.00	\$500.00
EXAMINATION FEE	\$800.00	\$800.00
INITIAL LICENSE FEE (PRORATED)	\$271.00–\$500.00	\$500.00
RENEWAL FEE	\$500.00	\$775.00
WALL LICENSE		
WALL LICENSE INITIAL APPLICATION FEE	\$50.00	\$50.00
WALL LICENSE RENEWAL FEE	\$50.00	\$50.00

* First licensing period is prorated for 2 years to allow for timing the expiration/renewal at the end of the birth month.

SUMMARY OF LICENSING ACTIVITY

INITIAL LICENSES/REGISTRATIONS/CERTIFICATES/PERMITS			
LICENSE TYPE	APPLICATIONS RECEIVED	ISSUED	RENEWED
ACUPUNCTURIST	363	321	5,456
WALL LICENSE	1,659	1,612	1,579
TOTAL	2,022	1,933	7,035

APPLICATIONS FOR INITIAL EXAMINATION/RE-EXAMINATION				
LICENSE TYPE	EXAM TYPE	INITIAL APPLICATIONS FOR EXAMINATION RECEIVED	APPLICATIONS FOR RE-EXAMINATION RECEIVED	EXAMINATION APPLICATIONS APPROVED
ACUPUNCTURIST	CALIFORNIA ACUPUNCTURE LICENSING EXAMINATION	360	104	480
TOTAL		360	104	480

LICENSING POPULATION BY TYPE					
LICENSE TYPE	ACTIVE LICENSES/ REGISTRATIONS/ CERTIFICATES/ PERMITS	DELINQUENT/ EXPIRED	RETIRED	INACTIVE	OTHER
ACUPUNCTURIST	10,119	1,675	5	1,473	0
WALL LICENSE	5,003	638	0	0	0
TOTAL	15,122	2,313	5	1,473	0

RENEWAL AND CONTINUING EDUCATION (CE)		
LICENSE TYPE	FREQUENCY OF RENEWAL	NUMBER OF CE HOURS REQUIRED EACH CYCLE
ACUPUNCTURIST	EVERY 2 YEARS	50
WALL LICENSE	EVERY 2 YEARS	N/A

EXAMINATION RESULTS				
LICENSE TYPE	EXAM DESCRIPTION	% PASS	% FAIL	TOTAL NUMBER CANDIDATES
ACUPUNCTURIST	CALIFORNIA ACUPUNCTURE LICENSING EXAMINATION	69%	31%	467

ACUPUNCTURE BOARD

SUMMARY OF ENFORCEMENT ACTIVITY

COMPLAINTS—INTAKE	
148	RECEIVED
0	CLOSED WITHOUT REFERRAL FOR INVESTIGATION
148	REFERRED FOR INVESTIGATION
0	PENDING

INVESTIGATIONS	
148	OPENED
176	CLOSED
315	PENDING

ENFORCEMENT AGING—COMPLETED INTAKE AND INVESTIGATIONS	
62	UP TO 90 DAYS
17	91 TO 180 DAYS
35	181 DAYS TO 1 YEAR
58	1 TO 2 YEARS
3	2 TO 3 YEARS
1	OVER 3 YEARS
4	AVERAGE NUMBER OF DAYS FROM RECEIPT OF COMPLAINT TO ASSIGNMENT OF INVESTIGATOR
264	AVERAGE NUMBER OF DAYS FOR ALL INVESTIGATION OUTCOMES (FROM START OF INVESTIGATION TO REFERRAL FOR PROSECUTION OR CASE CLOSURE WITHOUT REFERRAL FOR PROSECUTION)
266	AVERAGE NUMBER OF DAYS FROM RECEIPT OF COMPLAINT TO REFERRAL FOR ACTION/PROSECUTION OR CASE CLOSURE WITHOUT REFERRAL FOR ACTION/PROSECUTION

INSPECTIONS	
N/A	CONDUCTED
N/A	CITATIONS ISSUED
N/A	DISCIPLINARY ACTION TAKEN

CITATIONS AND FINES	
0	ISSUED WITHOUT A FINE
1	ISSUED WITH A FINE
0	WITHDRAWN/DISMISSED/REDUCED
296	AVERAGE NUMBER OF DAYS TO ISSUE A CITATION (FROM COMPLAINT RECEIPT/INSPECTION CONDUCTED TO CITATION ISSUED)

TOTAL AMOUNT OF FINES	
\$1,250.00	ASSESSED
\$0.00	WITHDRAWN/DISMISSED/REDUCED
\$2,150.00	COLLECTED

CRIMINAL/CIVIL ACTIONS	
0	REFERRALS FOR CRIMINAL/CIVIL ACTION
0	CRIMINAL ACTIONS FILED
0	CIVIL ACTIONS FILED

OFFICE OF THE ATTORNEY GENERAL/INHOUSE/DISCIPLINARY ACTIONS	
5	CASES OPENED/INITIATED
6	CASES CLOSED
1	CONSOLIDATED CASES CLOSED
1	CASES PENDING - AG PRE-FILING
1	CASES PENDING - AG POST-FILING

ENFORCEMENT AGING – COMPLETED ATTORNEY GENERAL AND INHOUSE CASES	
1	UP TO 1 YEAR
3	1 TO 2 YEARS
0	2 TO 3 YEARS
0	OVER 3 YEARS

FORMAL ACTIONS FILED/WITHDRAWN/DISMISSED	
1	RESTRAINING/RESTRICTION/SUSPENSION ORDERS SOUGHT
1	RESTRAINING/RESTRICTION/SUSPENSION ORDERS GRANTED
1	ACCUSATIONS FILED
2	PETITIONS TO REVOKE PROBATION AND ACCUSATIONS AND PETITIONS TO REVOKE PROBATION FILED
0	ACCUSATIONS WITHDRAWN/DISMISSED

ADMINISTRATIVE OUTCOMES/FINAL ORDERS	
2	REVOCATION
1	SURRENDER OF LICENSE
0	PROBATION WITH SUSPENSION
0	SUSPENSION ONLY
0	PROBATION ONLY
0	PUBLIC REPRIMAND/PUBLIC REPROVAL/PUBLIC LETTER OF REPRIMAND
0	OTHER DECISIONS
3	TOTAL
636	AVERAGE NUMBER OF DAYS FROM CLOSURE OF INVESTIGATION TO IMPOSING FORMAL DISCIPLINE
1,816	AVERAGE NUMBER OF DAYS TO IMPOSE DISCIPLINE FROM RECEIPT OF COMPLAINT

ACUPUNCTURE BOARD

PROBATION	
8	PROBATIONS COMPLETED
7	PROBATIONERS PENDING (CLOSE OF FY) (BOTH FACILITIES AND INDIVIDUALS)
0	CEASE PRACTICE ORDERS ISSUED

SUBSEQUENT DISCIPLINE	
1	PROBATIONS REVOKED
0	PROBATIONER'S LICENSE SURRENDERED
0	ADDITIONAL PROBATION WITH SUSPENSION
0	ADDITIONAL PROBATION
0	OTHER CONDITIONS ADDED ONLY
0	OTHER PROBATION OUTCOME

PETITION FOR MODIFICATION OR TERMINATION OF PROBATION	
0	GRANTED
0	DENIED

PETITION FOR REINSTATEMENT OF REVOKED/SURRENDERED LICENSE/REGISTRATION/CERTIFICATE	
0	GRANTED
0	- LICENSE ISSUED WITH NO RESTRICTIONS
0	- LICENSE ISSUED AND PLACED ON PROBATION
0	- LICENSE ISSUED AND PLACED ON PROBATION WITH PRECEDENT CONDITION
0	- OTHER DECISION
0	DENIED

ADMINISTRATIVE/CRIMINAL COST RECOVERY	
\$0.00	ADMINISTRATIVE COST RECOVERY ORDERED
\$0.00	- ORDERED WITH REVOKED/SURRENDERED DECISION
\$0.00	- ORDERED WITH ALL OTHER DECISIONS
\$48,504.44	ADMINISTRATIVE COST RECOVERY COLLECTED
0	CRIMINAL COST RECOVERY ORDERED
0	CRIMINAL COST RECOVERY COLLECTED

RESTITUTION TO CONSUMERS/REFUNDS/SAVINGS	
N/A	RESTITUTION ORDERED
N/A	AMOUNT REFUNDED
N/A	REWORK AT NO CHARGE
N/A	ADJUSTMENTS/RETURNS/EXCHANGES
N/A	TOTAL SAVINGS ACHIEVED FOR CONSUMERS

SUBSTANCE ABUSING LICENSEES	
0	PROBATIONERS SUBJECT TO DRUG TESTING
0	DRUG TESTS ORDERED
0	POSITIVE DRUG TESTS

APPLICANT ACTION	
1	LICENSE APPLICATION DENIED (PRE-HEARING)
1	STATEMENTS OF ISSUES FILED
0	LICENSE DENIED (STATEMENT OF ISSUES GRANTED)
0	LICENSE ISSUED WITH PROBATION OR PROBATIONARY LICENSE ISSUED
0	LICENSE GRANTED (STATEMENT OF ISSUES DENIED)
0	LICENSE ISSUED WITH A PUBLIC LETTER OF REPRIMAND
0	STATEMENT OF ISSUES WITHDRAWN



ARBITRATION CERTIFICATION PROGRAM

Certifies and monitors third-party arbitration programs of participating automobile manufacturers to ensure they comply with California law on new vehicle warranties and state-certified arbitration programs.

www.dca.ca.gov/acp

www.lemonlaw.ca.gov

Staff: 8 civil servant positions, 0 exempt

State-Certified Arbitration Programs: 3

State Certified Manufacturers: 22

Leadership:

Cynthia Antar

Rosanna Carson

Program Chief

Program Manager

cynthia.antar@dca.ca.gov

rosanna.carson@dca.ca.gov

Laws and Regulations:

Business and Professions Code section 472–472.5

Commercial Code section 2101–2801

Health and Safety Code section 43204–43205.5

Civil Code section 1790–1795.93

Vehicle Code section 11700–11909

California Code of Regulations, title 16, section 3396.1–3399.6

Sunset Review:

The Arbitration Certification Program (ACP) is not subject to sunset review because it is not a board or bureau.

PROGRAM HIGHLIGHTS

RECIPROCITY

ACP does not have reciprocity.

ACCOMPLISHMENTS

Communications and Outreach

The Program participated in multiple public events to educate a diverse public about the benefits of arbitration. The Program also updated program brochures that are mailed to all consumers who file arbitration claims. These brochures help guide consumers through the state-certified Lemon Law arbitration process. ACP incorporated social media into its strategy for educating consumers, including the use of X (formerly known as Twitter), Facebook, and YouTube, posting relevant Lemon Law information and resources to aid consumers with various vehicle concerns.

ORGANIZATIONAL CHANGES

ACP finalized the roles for its functions as well as on-site manufacturer visits related to ACP monitoring activities. Finalizing these roles increases the effectiveness and efficiency of program expectations. The Program worked in collaboration with manufacturers and shifted from in-person, on-site visits to virtual monitoring as most manufacturers have moved toward a hybrid telework environment that does not allow ACP staff to perform on-site visits for monitoring activities. This change in monitoring activities has brought substantial savings in travel costs while maintaining appropriate oversight over certified manufacturers. However, some on-site visits will

ARBITRATION CERTIFICATION PROGRAM

continue to be conducted in-person to ensure continued collaboration. ACP management will continue its efforts to ensure adherence to regulations and alignment with consumer and certified program expectations.

The annual ACP consumer satisfaction survey included a response rate of 9.3%, showing an increase from the 2022 response rate of 6.7%. The responses provided critical information that will allow ACP to target improvement to specific areas, ensuring consumer issues are addressed in a timely and appropriate manner.

Consumer Protection

In calendar year 2023, ACP monitored the return of over \$24 million to consumers in the form of refunds, replacement vehicles, extended service contracts, and repairs awarded by state-certified arbitration programs. ACP certified two new e-vehicle manufacturers and recertified a manufacturer that transferred programs. By using updated certification application procedures, ACP achieved a significant decrease in processing times. ACP investigated the 71 complaints it received. Of these, 23 were closed without violations, while 43 were found to have violations of certified program regulations and appropriate actions were taken. In total, ACP conducted a total of 705 investigations, monitored 365 dispute resolution meetings, completed 594 dispute file reviews, and responded to 676 consumer inquiries with information and referrals to arbitration programs for eligibility determination.

NEW LEGISLATION

AB 1755 (Kalra, Chapter 938, Statutes of 2024) amends the procedure for seeking specified remedies pursuant to the Song-Beverly Consumer Warranty Act in connection with nonconforming motor vehicles in order to expedite the resolution of lemon law cases and avoid going to court. The bill makes changes to prelitigation notices and procedures, promotes early mediation and streamlined discovery for cases if a suit is filed, and incentivizes quicker compliance with settlement agreements.

COMPLIANCE MONITORING ACTIVITY FOR 2023

DISPUTE MEETINGS AND DISPUTE FILES	
3872	TOTAL DISPUTE CLAIMS FILED
696	DISPUTE MEETINGS HELD
365	DISPUTE MEETINGS MONITORED
594	DISPUTE FILES REVIEWED

CONSUMER INQUIRIES (REC'D VIA EMAIL AND PHONE)	
676	RECEIVED
676	RESPONDED TO
0	PENDING

COMPLAINTS—INTAKE	
71	RECEIVED
23	CLOSED WITHOUT REFERRAL FOR INVESTIGATION
48	REFERRED FOR INVESTIGATION
3	PENDING

TOTAL INVESTIGATIONS CONDUCTED	
705	OPENED
699	CLOSED
6	PENDING

NEW CERTIFICATIONS

CERTIFICATIONS			
TYPE	NEW CERTIFICATION APPLICATIONS RECEIVED	NEW CERTIFICATIONS ISSUED	RENEWED CERTIFICATIONS OR TRANSFERRED PROGRAMS
STATE-CERTIFIED ARBITRATION PROGRAMS	0	0	N/A
STATE-CERTIFIED MANUFACTURERS	2	2	1

TOTAL CERTIFICATIONS BY TYPE	
TYPE	CERTIFICATIONS
STATE-CERTIFIED ARBITRATION PROGRAMS	3
STATE CERTIFIED MANUFACTURERS	22



CALIFORNIA ARCHITECTS BOARD

Licenses and regulates architects and protects consumers of architectural services and the people who inhabit or use the structures that architects design.

www.cab.ca.gov

Staff: 23.8 civil servant positions, 1 exempt

Licenses, Registrations, Certificates, and Permits: 21,536

Board Membership: 5 public representatives, 5 licensees

Board Leadership:

Laura Zuniga

Executive Officer

laura.zuniga@dca.ca.gov

Jesse Laxton

Assistant Executive Officer

jesse.laxton@dca.ca.gov

Laws and Regulations:

Business and Professions Code section 5500–5610.7

California Code of Regulations, title 16, section 100–160

Sunset Review:

Last review: 2024 | Next review: 2028

BOARD HIGHLIGHTS

RECIPROCITY

Pursuant to title 16, California Code of Regulations, Division 2, section 121, reciprocity applicants must hold a current and valid license in a qualifying jurisdiction, provide verification of eight years of combined education and work experience, meet the licensing requirements equivalent to those in California, and successfully complete the California Supplemental Examination.

ACCOMPLISHMENTS

Business Modernization

The Board continues to provide more efficient services to its candidate population through the ongoing expansion of its online application portal, Connect. CAB launched its first online application, the California Architect Reciprocity Application, in March 2024. The Board has now launched nearly all of its applications online.

Removing Licensing Barriers

CAB is working on several regulatory proposals that further the Board's mandate to reduce or eliminate barriers to licensure and provide greater consistency in the requirements for a license regardless of application method. Specifically, CAB is working to amend California Code of Regulations sections 109 and 117 in order to expand acceptable work experience. Proposed amendments include allowing independent contractors to earn training experience credit, increasing the maximum amount of experience credit granted for participation in the national architectural experience program, and

requiring all candidates regardless of when they applied to complete the nationally administered and recognized structured training program to receive licensure.

Updates to Examinations

On March 1, 2024, CAB implemented English as a Second Language (ESL) testing accommodations for its candidate population taking a state-level licensing examination. The new ESL testing accommodations align with the National Council of Architectural Registration Board's (NCARB's) policy to ensure that licensing examinations are accessible to all candidates and represent an important step toward greater diversity, equity, and inclusion (DEI) on the journey to licensure. As of early 2025, CAB has adopted a paperless approach to improve the process for requesting reasonable testing accommodations.

Also in March, CAB reduced duplicative testing by eliminating graphical projects from the California Supplemental Examination (CSE). The elimination of CSE graphical projects, the fundamentals of which are already tested in the national Architect Registration Examination, has saved money for CAB in the realization of lower CSE administration costs.

Diversity, Equity, and Inclusion

CAB is committed to implementing DEI goals and objectives through licensing, enforcement, and outreach activities. CAB managers participated in DCA's DEI trainings. CAB leadership and management were present at Dr. Bernard Gibson's training for exceptional leaders. Managers were able to develop and learn about the role of critical thinking in effective leadership.

Updates to Enforcement

Enforcement staff worked closely with DCA's Organizational Improvement Office (OIO) between March and May 2024 to streamline and improve Enforcement Unit processes. Staff reviewed an inventory of 45 process maps. Enforcement staff will continue to work with OIO to create "To Be" (future process) maps for the Board's new online system, Connect.

NEW LEGISLATION

AB 1452 (Ashby, Chapter 482, Statutes of 2024)

extends the sunset date of the Board and the Landscape Architects Technical Committee from January 1, 2025, to January 1, 2029, and makes other statutory changes in response to issues that arose during the sunset review process. Specifically, the bill authorizes the Board to extend a candidate's application deadline during declared states of emergency, requires licensees and applicants to provide an email address to the Board if they have one and notify the Board of changes to their email address, raises the statutory fee caps for licensing fees, repeals the requirement that the Board notify specified licensees of expiration of their license by certified mail, and makes other minor, technical, and non-substantive changes.

LICENSE REQUIREMENTS*

LICENSE REQUIREMENTS	Y/N
CONTINUING EDUCATION/COMPETENCY	Y
DEGREE/PROFESSIONAL SCHOOLING	N
EXAMINATION	Y
FINGERPRINT REQUIREMENT	Y
QUALIFYING EXPERIENCE (MAY INCLUDE EDUCATION)	Y

* Applicable to specific license types. Refer to the laws and regulations for details.

FEES*

LICENSE TYPE	ACTUAL FEE	STATUTORY LIMIT
APPLICATION FOR ELIGIBILITY EVALUATION	\$100.00	\$100.00
CALIFORNIA SUPPLEMENTAL EXAMINATION APPLICATION	\$100.00	\$100.00
INITIAL LICENSE FEE (PRORATED)	\$150.00–\$300.00	\$400.00
RECIPROCITY APPLICATION	\$35.00	\$100.00
RENEWAL	\$400.00	\$400.00

* Additional fees may be required. Refer to the laws and regulations for details.

SUMMARY OF LICENSING ACTIVITY

INITIAL LICENSES/REGISTRATIONS/CERTIFICATES/PERMITS			
TYPE	APPLICATIONS RECEIVED	ISSUED	RENEWED
ARCHITECT LICENSE	1,687	722	10,707
TOTAL	1,687	722	10,707

CALIFORNIA ARCHITECTS BOARD

APPLICATIONS FOR INITIAL EXAMINATION/RE-EXAMINATION

LICENSE TYPE	EXAM TYPE	INITIAL APPLICATIONS FOR EXAMINATION RECEIVED	APPLICATIONS FOR RE-EXAMINATION RECEIVED	EXAMINATION APPLICATIONS APPROVED
ARCHITECT	ARCHITECT REGISTRATION EXAMINATION	2,664	0	2,285
TOTAL		2,664	0	2,285

LICENSING POPULATION BY TYPE

LICENSE TYPE	ACTIVE LICENSES/ REGISTRATIONS/ CERTIFICATES/ PERMITS	DELINQUENT/ EXPIRED	RETIRED	INACTIVE	OTHER
ARCHITECT	21,536	2,694	1,064	0	0
TOTAL	21,536	2,694	1,064	0	0

RENEWAL AND CONTINUING EDUCATION (CE)

LICENSE TYPE	FREQUENCY OF RENEWAL	NUMBER OF CE HOURS REQUIRED EACH CYCLE
ARCHITECT*	EVERY 2 YEARS	10

* CE required is on disability access requirements and zero net carbon design.

EXAMINATION RESULTS

LICENSE TYPE	EXAM DESCRIPTION	% PASS	% FAIL	TOTAL NUMBER CANDIDATES
ARCHITECT REGISTRATION EXAMINATION 5.0				
ARCHITECT	CONSTRUCTION AND EVALUATION EXAMINATION	58	42	672
ARCHITECT	PRACTICE MANAGEMENT EXAMINATION	47	53	959
ARCHITECT	PROGRAMMING AND ANALYSIS EXAMINATION	56	44	687
ARCHITECT	PROJECT DEVELOPMENT AND DOCUMENTATION EXAMINATION	49	51	742
ARCHITECT	PROJECT MANAGEMENT EXAMINATION	61	39	701
ARCHITECT	PROJECT PLANNING AND DESIGN EXAMINATION	43	57	772
CALIFORNIA SUPPLEMENTAL EXAMINATION				
ARCHITECT	CALIFORNIA SUPPLEMENTAL EXAMINATION	74	26	695

SUMMARY OF ENFORCEMENT ACTIVITY

COMPLAINTS—INTAKE

385	RECEIVED
0	CLOSED WITHOUT REFERRAL FOR INVESTIGATION
385	REFERRED FOR INVESTIGATION
0	PENDING

INVESTIGATIONS

385	OPENED
331	CLOSED
215	PENDING

ENFORCEMENT AGING—COMPLETED INTAKE AND INVESTIGATIONS

102	UP TO 90 DAYS
84	91 TO 180 DAYS
117	181 DAYS TO 1 YEAR
23	1 TO 2 YEARS
5	2 TO 3 YEARS
0	OVER 3 YEARS
1	AVERAGE NUMBER OF DAYS FROM RECEIPT OF COMPLAINT TO ASSIGNMENT OF INVESTIGATOR
187	AVERAGE NUMBER OF DAYS FOR ALL INVESTIGATION OUTCOMES (FROM START OF INVESTIGATION TO REFERRAL FOR PROSECUTION OR CASE CLOSURE WITHOUT REFERRAL FOR PROSECUTION)
187	AVERAGE NUMBER OF DAYS FROM RECEIPT OF COMPLAINT TO REFERRAL FOR ACTION/PROSECUTION OR CASE CLOSURE WITHOUT REFERRAL FOR ACTION/PROSECUTION

INSPECTIONS

N/A	CONDUCTED
N/A	CITATIONS ISSUED
N/A	DISCIPLINARY ACTION TAKEN

CITATIONS AND FINES

0	ISSUED WITHOUT A FINE
82	ISSUED WITH A FINE
15	WITHDRAWN/DISMISSED/REDUCED
295	AVERAGE NUMBER OF DAYS TO ISSUE A CITATION (FROM COMPLAINT RECEIPT/INSPECTION CONDUCTED TO CITATION ISSUED)

CALIFORNIA ARCHITECTS BOARD

TOTAL AMOUNT OF FINES	
\$134,900.00	ASSESSED
\$12,000.00	WITHDRAWN/DISMISSED/REDUCED
\$32,600.00	COLLECTED

CRIMINAL/CIVIL ACTIONS	
0	REFERRALS FOR CRIMINAL/CIVIL ACTION
0	CRIMINAL ACTIONS FILED
0	CIVIL ACTIONS FILED

OFFICE OF THE ATTORNEY GENERAL/INHOUSE/DISCIPLINARY ACTIONS	
2	CASES OPENED/INITIATED
2	CASES CLOSED
0	- CONSOLIDATED CASES CLOSED
0	CASES PENDING - AG PRE-FILING
1	CASES PENDING - AG POST-FILING

ENFORCEMENT AGING – COMPLETED ATTORNEY GENERAL AND INHOUSE CASES	
2	UP TO 1 YEAR
0	1 TO 2 YEARS
0	2 TO 3 YEARS
0	OVER 3 YEARS

FORMAL ACTIONS FILED/WITHDRAWN/DISMISSED	
0	RESTRAINING/RESTRICTION/SUSPENSION ORDERS SOUGHT
0	RESTRAINING/RESTRICTION/SUSPENSION ORDERS GRANTED
3	ACCUSATIONS FILED
0	PETITIONS TO REVOKE PROBATION AND ACCUSATIONS AND PETITIONS TO REVOKE PROBATION FILED
0	ACCUSATIONS WITHDRAWN/DISMISSED

ADMINISTRATIVE OUTCOMES/FINAL ORDERS	
1	REVOCATION
1	SURRENDER OF LICENSE
0	PROBATION WITH SUSPENSION
0	SUSPENSION ONLY
0	PROBATION ONLY
0	PUBLIC REPRIMAND/PUBLIC REPROVAL/PUBLIC LETTER OF REPRIMAND
0	OTHER DECISIONS
2	TOTAL
290	AVERAGE NUMBER OF DAYS FROM CLOSURE OF INVESTIGATION TO IMPOSING FORMAL DISCIPLINE
588	AVERAGE NUMBER OF DAYS TO IMPOSE DISCIPLINE FROM RECEIPT OF COMPLAINT

PROBATION	
0	PROBATIONS COMPLETED
7	PROBATIONERS PENDING (CLOSE OF FY) (BOTH FACILITIES AND INDIVIDUALS)
0	CEASE PRACTICE ORDERS ISSUED

SUBSEQUENT DISCIPLINE	
0	PROBATIONS REVOKED
0	PROBATIONER'S LICENSE SURRENDERED
0	ADDITIONAL PROBATION WITH SUSPENSION
0	ADDITIONAL PROBATION ONLY
0	OTHER CONDITIONS ADDED ONLY
0	OTHER PROBATION OUTCOME

PETITION FOR MODIFICATION OR TERMINATION OF PROBATION	
0	GRANTED
0	DENIED

PETITION FOR REINSTATEMENT OF REVOKED/SURRENDERED LICENSE/ REGISTRATION/CERTIFICATE

0	GRANTED
0	- LICENSE ISSUED WITH NO RESTRICTIONS
0	- LICENSE ISSUED AND PLACED ON PROBATION
0	- LICENSE ISSUED AND PLACED ON PROBATION WITH PRECEDENT CONDITION
0	- OTHER DECISION
0	DENIED

ADMINISTRATIVE/CRIMINAL COST RECOVERY

\$0.00	ADMINISTRATIVE COST RECOVERY ORDERED
\$0.00	- ORDERED WITH REVOKED/SURRENDERED DECISION
\$0.00	- ORDERED WITH ALL OTHER DECISIONS
\$16,411.38	ADMINISTRATIVE COST RECOVERY COLLECTED
0	CRIMINAL COST RECOVERY ORDERED
0	CRIMINAL COST RECOVERY COLLECTED

RESTITUTION TO CONSUMERS/REFUNDS/SAVINGS

0	RESTITUTION ORDERED
0	AMOUNT REFUNDED
0	REWORK AT NO CHARGE
0	ADJUSTMENTS/RETURNS/EXCHANGES
0	TOTAL SAVINGS ACHIEVED FOR CONSUMERS

SUBSTANCE ABUSING LICENSEES

0	PROBATIONERS SUBJECT TO DRUG TESTING
0	DRUG TESTS ORDERED
0	POSITIVE DRUG TESTS

APPLICANT ACTION

0	LICENSE APPLICATION DENIED (PRE-HEARING)
0	STATEMENTS OF ISSUES FILED
0	LICENSE DENIED (STATEMENT OF ISSUES GRANTED)
0	LICENSE ISSUED WITH PROBATION OR PROBATIONARY LICENSE ISSUED
0	LICENSE GRANTED (STATEMENT OF ISSUES DENIED)
0	LICENSE ISSUED WITH A PUBLIC LETTER OF REPRIMAND
0	STATEMENT OF ISSUES WITHDRAWN



DEPARTMENT OF CONSUMER AFFAIRS

CALIFORNIA ARCHITECTS BOARD LANDSCAPE ARCHITECTS TECHNICAL COMMITTEE

Public Protection through Examination, Licensure, and Regulation

LANDSCAPE ARCHITECTS TECHNICAL COMMITTEE

The Landscape Architects Technical Committee's purpose is to act in an advisory capacity to the California Architects Board on examination and other matters pertaining to the regulation of the practice of landscape architecture in California.

www.latc.ca.gov

Staff: 5 civil servant positions, 0 exempt

Licenses, Registrations, Certificates, and Permits: 3,588

Committee Membership: 5 licensees

Committee Leadership:

Laura Zuniga
Executive Officer

Kimberly McDaniel
Program Manager

laura.zuniga@dca.ca.gov

kimberly.mcdaniel@dca.ca.gov

Laws and Regulations:

Business and Professions Code section 5615–5683

California Code of Regulations, title 16, section 2602–2680

Sunset Review:

Last review: 2024 | Next review: 2028

COMMITTEE HIGHLIGHTS

RECIPROCITY

Pursuant to California Code of Regulations (CCR), Division 26, title 16, section 2615, in order to be eligible for reciprocal licensure in California, a candidate must be licensed as a landscape architect in a U.S. jurisdiction, Canadian province, or Puerto Rico, by having passed a written examination substantially equivalent in scope and subject matter to the Landscape Architect Registration Examination, meet the education and training requirements for first-time examination candidates, and successfully complete the California Supplemental Examination. For purposes of reciprocity, the Committee recognizes two national examinations, which are the Landscape Architect Registration Examination and Uniform National Examination for Landscape Architects.

ACCOMPLISHMENTS

Sunset Review

Committee leadership and staff participated in a joint Sunset Review Hearing of the Assembly Committee on Business and Professions and the Senate Committee on Business, Professions and Economic Development on March 11, 2024. Issues discussed included how to embed equity, create opportunities (or pathways) for historically underserved and marginalized people into the high wage profession, diversify the profession, budget, and the ongoing evaluation of possible benefits that could result from creating a multidisciplinary board with architects. The Committee's sunset bill (SB 1452, Ashby) extends the Committee's sunset date to January 1, 2029.

LANDSCAPE ARCHITECTS TECHNICAL COMMITTEE

Update to Licensing

In December 2023, the Council of Landscape Architectural Registration Boards (CLARB) implemented structural changes to the national Landscape Architect Registration Examination (LARE) to better align the content of the LARE with current practice. To prepare for the examination transition, the Committee worked with the California Architects Board to amend CCR section 2615 to align with the new LARE format and allow California candidates to take any section of the LARE if they have four years of qualifying education experience.

Updates to Enforcement

The Committee's Disciplinary Guidelines and Model Orders were revised in July 2023 to better protect the public, provide clarity to probationers of the terms of probation, conform to recent statutory changes, and bring into alignment with the Disciplinary Guidelines for architects.

NEW LEGISLATION

SB 1452 (Ashby, Chapter 482, Statutes of 2024) extends the sunset date of the California Landscape Architects Technical Committee and the Committee's existing duties from January 1, 2025, to January 1, 2029. This bill also requires a license holder whose license has been expired for more than five years, and is applying for a new license, to pay all fees and meet all requirements for obtaining an original license. Additionally, this bill requires an applicant for examination or licensure who has a valid email address to report that email to the Committee at the time of application, verify the email on file at the time of license renewal, and notify the Committee within 30 days of any change to their email. Lastly, this bill makes additional technical changes, such as updating cross references, replacing gendered language, and clarifying provisions that prohibit architects, professional engineers, land surveyors, or landscape contractors from using the title "landscape architect" without a license.

LICENSE REQUIREMENTS*

LICENSE REQUIREMENTS	Y/N
CONTINUING EDUCATION/COMPETENCY	N
DEGREE/PROFESSIONAL SCHOOLING	N
EXAMINATION	Y
FINGERPRINT REQUIREMENT	Y
QUALIFYING EXPERIENCE (MAY INCLUDE EDUCATION)	Y

* Applicable to specific license types. Refer to the laws and regulations for details.

FEES*

LICENSE TYPE	ACTUAL FEE	STATUTORY LIMIT
LANDSCAPE ARCHITECTS: APPLICATION FEE (LANDSCAPE ARCHITECT REGISTRATION EXAMINATION ELIGIBILITY)	\$35.00	\$100.00
LANDSCAPE ARCHITECTS: APPLICATION FEE (CALIFORNIA SUPPLEMENTAL EXAMINATION)	\$35.00	\$100.00
LANDSCAPE ARCHITECTS: EXAMINATION FEE	\$275.00	N/A
LANDSCAPE ARCHITECTS: LICENSURE FEE	\$700.00	\$700.00
LANDSCAPE ARCHITECTS: RENEWAL FEE	\$700.00	\$700.00

* Additional fees may be required. Refer to the laws and regulations for details.

SUMMARY OF LICENSING ACTIVITY

INITIAL LICENSES/REGISTRATIONS/CERTIFICATES/PERMITS			
LICENSE TYPE	APPLICATIONS RECEIVED	ISSUED	RENEWED
LANDSCAPE ARCHITECT	205	111	1,606
TOTAL	205	111	1,606

APPLICATIONS FOR INITIAL EXAMINATION/RE-EXAMINATION				
LICENSE TYPE	EXAM TYPE	INITIAL APPLICATIONS FOR EXAMINATION RECEIVED	APPLICATIONS FOR RE-EXAMINATION RECEIVED	EXAMINATION APPLICATIONS APPROVED
LANDSCAPE ARCHITECT	LANDSCAPE ARCHITECT REGISTRATION EXAMINATION	146	0	137
TOTAL		146	0	137

LICENSING POPULATION BY TYPE					
LICENSE TYPE	ACTIVE LICENSES/ REGISTRATIONS/ CERTIFICATES/ PERMITS	DELINQUENT/ EXPIRED	RETIRED	INACTIVE	OTHER
LANDSCAPE ARCHITECT	3,588	576	0	0	0
TOTAL	3,588	576	0	0	0

RENEWAL AND CONTINUING EDUCATION (CE)	
LICENSE TYPE	FREQUENCY OF RENEWAL
LANDSCAPE ARCHITECT*	EVERY 2 YEARS

* There are no continuing education requirements for this license type.

LANDSCAPE ARCHITECTS TECHNICAL COMMITTEE

EXAMINATION RESULTS				
LICENSE TYPE	EXAM DESCRIPTION	% PASS	% FAIL	TOTAL NUMBER CANDIDATES
LANDSCAPE ARCHITECT REGISTRATION EXAMINATION (LARE)				
LANDSCAPE ARCHITECT	CONSTRUCTION DOCUMENTATION AND ADMINISTRATION	56%	44%	113
LANDSCAPE ARCHITECT	DESIGN	49%	51%	76
LANDSCAPE ARCHITECT	GRADING, DRAINAGE, AND CONSTRUCTION DOCUMENTATION	40%	60%	199
LANDSCAPE ARCHITECT	GRADING, DRAINAGE, AND STORMWATER MANAGEMENT	38%	62%	45
LANDSCAPE ARCHITECT	INVENTORY AND ANALYSIS	42%	58%	72
LANDSCAPE ARCHITECT	INVENTORY, ANALYSIS, AND PROJECT MANAGEMENT	60%	40%	133
LANDSCAPE ARCHITECT	PLANNING AND DESIGN	61%	39%	127
LANDSCAPE ARCHITECT	PROJECT AND CONSTRUCTION MANAGEMENT	54%	46%	13
CALIFORNIA SUPPLEMENTAL EXAMINATION (CSE)				
LANDSCAPE ARCHITECT	CALIFORNIA SUPPLEMENTAL EXAMINATION	70%	30%	142

SUMMARY OF ENFORCEMENT ACTIVITY

COMPLAINTS—INTAKE	
27	RECEIVED
2	CLOSED WITHOUT REFERRAL FOR INVESTIGATION
19	REFERRED FOR INVESTIGATION
7	PENDING

INVESTIGATIONS	
19	OPENED
18	CLOSED
7	PENDING

ENFORCEMENT AGING—COMPLETED INTAKE AND INVESTIGATIONS	
11	UP TO 90 DAYS
3	91 TO 180 DAYS
4	181 DAYS TO 1 YEAR

ENFORCEMENT AGING—COMPLETED INTAKE AND INVESTIGATIONS (CONTINUED)	
0	1 TO 2 YEARS
0	2 TO 3 YEARS
0	OVER 3 YEARS
11	AVERAGE NUMBER OF DAYS FROM RECEIPT OF COMPLAINT TO ASSIGNMENT OF INVESTIGATOR (START OF INVESTIGATION)
86	AVERAGE NUMBER OF DAYS FOR ALL INVESTIGATION OUTCOMES (FROM START OF INVESTIGATION TO REFERRAL FOR PROSECUTION OR CASE CLOSURE WITHOUT REFERRAL FOR PROSECUTION)
87	AVERAGE NUMBER OF DAYS FROM RECEIPT OF COMPLAINT TO REFERRAL FOR ACTION/PROSECUTION OR CASE CLOSURE WITHOUT REFERRAL FOR ACTION/PROSECUTION

INSPECTIONS	
N/A	CONDUCTED
N/A	CITATIONS ISSUED
N/A	DISCIPLINARY ACTION TAKEN

CITATIONS AND FINES	
0	ISSUED WITHOUT A FINE
3	ISSUED WITH A FINE
2	WITHDRAWN/DISMISSED/REDUCED
192	AVERAGE NUMBER OF DAYS TO ISSUE A CITATION (FROM COMPLAINT RECEIPT/INSPECTION CONDUCTED TO CITATION ISSUED)

TOTAL AMOUNT OF FINES	
\$4,500.00	ASSESSED
\$3,000.00	WITHDRAWN/DISMISSED/REDUCED
\$750.00	COLLECTED

CRIMINAL/CIVIL ACTIONS	
0	REFERRALS FOR CRIMINAL/CIVIL ACTION
0	CRIMINAL ACTIONS FILED
0	CIVIL ACTIONS FILED

OFFICE OF THE ATTORNEY GENERAL/INHOUSE/DISCIPLINARY ACTIONS	
0	CASES OPENED/INITIATED
0	CASES CLOSED
0	- CONSOLIDATED CASES CLOSED
0	CASES PENDING - AG PRE-FILING
0	CASES PENDING - AG POST-FILING

LANDSCAPE ARCHITECTS TECHNICAL COMMITTEE

ENFORCEMENT AGING – COMPLETED ATTORNEY GENERAL AND INHOUSE CASES	
N/A	UP TO 1 YEAR
N/A	1 TO 2 YEARS
N/A	2 TO 3 YEARS
N/A	OVER 3 YEARS

FORMAL ACTIONS FILED/WITHDRAWN/DISMISSED	
0	RESTRAINING/RESTRICTION/SUSPENSION ORDERS SOUGHT
0	RESTRAINING/RESTRICTION/SUSPENSION ORDERS GRANTED
0	ACCUSATIONS FILED
0	PETITIONS TO REVOKE PROBATION AND ACCUSATIONS AND PETITIONS TO REVOKE PROBATION FILED
0	ACCUSATIONS WITHDRAWN/DISMISSED

ADMINISTRATIVE OUTCOMES/FINAL ORDERS	
0	REVOCATION
0	SURRENDER OF LICENSE
0	PROBATION WITH SUSPENSION
0	SUSPENSION ONLY
0	PROBATION ONLY
0	PUBLIC REPRIMAND/PUBLIC REPROVAL/PUBLIC LETTER OF REPRIMAND
0	OTHER DECISIONS
0	TOTAL
0	AVERAGE NUMBER OF DAYS FROM CLOSURE OF INVESTIGATION TO IMPOSING FORMAL DISCIPLINE
0	AVERAGE NUMBER OF DAYS TO IMPOSE DISCIPLINE FROM RECEIPT OF COMPLAINT

PROBATION	
1	PROBATIONS COMPLETED
0	PROBATIONERS PENDING (CLOSE OF FY) (BOTH FACILITIES AND INDIVIDUALS)
0	CEASE PRACTICE ORDERS ISSUED

SUBSEQUENT DISCIPLINE	
0	PROBATIONS REVOKED
0	PROBATIONER'S LICENSE SURRENDERED
0	ADDITIONAL PROBATION WITH SUSPENSION
0	ADDITIONAL PROBATION ONLY
0	OTHER CONDITIONS ADDED ONLY
0	OTHER PROBATION OUTCOME

PETITION FOR MODIFICATION OR TERMINATION OF PROBATION	
0	GRANTED
0	DENIED

PETITION FOR REINSTATEMENT OF REVOKED/SURRENDERED LICENSE/REGISTRATION/CERTIFICATE	
0	GRANTED
0	- LICENSE ISSUED WITH NO RESTRICTIONS
0	- LICENSE ISSUED AND PLACED ON PROBATION
0	- LICENSE ISSUED AND PLACED ON PROBATION WITH PRECEDENT CONDITION
0	- OTHER DECISION
0	DENIED

ADMINISTRATIVE/CRIMINAL COST RECOVERY	
\$0.00	ADMINISTRATIVE COST RECOVERY ORDERED
\$0.00	- ORDERED WITH REVOKED/SURRENDERED DECISION
\$0.00	- ORDERED WITH ALL OTHER DECISIONS
\$0.00	ADMINISTRATIVE COST RECOVERY COLLECTED
0	CRIMINAL COST RECOVERY ORDERED
0	CRIMINAL COST RECOVERY COLLECTED

RESTITUTION TO CONSUMERS/REFUNDS/SAVINGS	
0	RESTITUTION ORDERED
0	AMOUNT REFUNDED
0	REWORK AT NO CHARGE
0	ADJUSTMENTS/RETURNS/EXCHANGES
0	TOTAL SAVINGS ACHIEVED FOR CONSUMERS

SUBSTANCE ABUSING LICENSEES	
0	PROBATIONERS SUBJECT TO DRUG TESTING
0	DRUG TESTS ORDERED
0	POSITIVE DRUG TESTS

APPLICANT ACTION	
0	LICENSE APPLICATION DENIED (PRE-HEARING)
0	STATEMENTS OF ISSUES FILED
0	LICENSE DENIED (STATEMENT OF ISSUES GRANTED)
0	LICENSE ISSUED WITH PROBATION OR PROBATIONARY LICENSE ISSUED
0	LICENSE GRANTED (STATEMENT OF ISSUES DENIED)
0	LICENSE ISSUED WITH A PUBLIC LETTER OF REPRIMAND
0	STATEMENTS OF ISSUES WITHDRAWN



CALIFORNIA STATE ATHLETIC COMMISSION

Licenses and regulates boxing, kickboxing, and mixed martial arts by licensing all participants and supervising the events. Also administers the Professional Boxer's Pension Fund.

www.dca.ca.gov/csac

Staff: 8 civil servant positions, 1 exempt, 69 blanket positions (athletic inspectors)

Licenses, Registrations, Certificates, and Permits: 3,320

Commission Membership: 6 public representatives, 1 physician representative

Commission Leadership:

Andy Foster	Patrisha Blackstock
<i>Executive Officer</i>	<i>Assistant Executive Officer</i>
andy.foster@dca.ca.gov	patrisha.blackstock@dca.ca.gov

Laws and Regulations:

Business and Profession Code section 18600–18887
California Code of Regulations, title 4, section 201–829

Sunset Review:

Last review: 2024 | Next review: 2028

COMMISSION HIGHLIGHTS

RECIPROCITY

Applicants licensed in another state must meet or exceed Commission licensing requirements because no national governing body exists. However, medical examinations from other states by a licensed physician may be accepted if they are completed to the Commission's standards and requirements.

ACCOMPLISHMENTS

Consumer Protection

The Commission paid \$342,933.89 in lump-sum payments to 25 retired boxers through the Professional Boxer's Pension Fund. The Commission is the only regulatory body in the country that has such a pension fund available to boxers who compete in the state.

AB 1136 (Haney, Chapter 466), signed into law on October 9, 2023, created the Mixed Martial Arts (MMA) Retirement Benefit Fund. The Commission is now the only regulatory body in the country that has such a fund.

At its December 2023 meeting, the Commission selected a specialized license plate design that will be submitted to the Department of Motor Vehicles (DMV) for approval. Sales of the specialized license plates will help fund retired fighters' pensions.

Diversity, Equity, and Inclusion

The Commission translated into Spanish the professional boxer license application, boxers' pension enrollment form, boxers' pension distribution request form, and bout contract form. The Commission plans to translate all its publicly used applications and forms into Spanish.

Sunset Review

The Commission's Sunset Review Hearing was held March 12, 2024. The most notable improvement from the Commission's last sunset review was the outreach push to promote the retired boxer's pension plan, which resulted in an increase of distribution requests. The Commission's sunset date was extended to January 1, 2029 by SB 1456 (Ashby, Chapter 486, Statutes of 2024).

Communications and Outreach

DCA's Office of Public Affairs (OPA) attended an MMA event in San Diego and a boxing event in San Francisco to conduct targeted outreach. At these events, staff shared Professional Boxer's Pension Plan information to participants, consumers, and event staff to raise awareness with those who may benefit from the pension in the future, with a larger targeted goal to reach retired fighters with an unclaimed pension. Staff shared copies of DCA's Consumer Connection magazine (volume 19, edition 2, 2023) featuring a cover story that provides an overview of the fund, eligibility information, and how to make a claim on the boxer's pension. The article was also translated into Spanish, Tagalog, Swahili, Russian, and Ukrainian—the languages of retired fighters with unclaimed pensions.

NEW LEGISLATION

SB 1456 (Ashby, Chapter 486, Statutes of 2024)

extends the Commission's sunset date to January 1, 2029, establishes an approval process for combat sport athletes who test positive for hepatitis C, requires injured athletes to be transported to a hospital by ambulance, increases contributions to the Boxer's Pension Fund, increases the minimum purse from \$100 to \$200 per round at events, and makes other statutory changes in response to issues raised by the Commission and the Legislature in the sunset review process.

LICENSE REQUIREMENTS*

LICENSE REQUIREMENTS	Y/N
CONTINUING EDUCATION/COMPETENCY	Y
DEGREE/PROFESSIONAL SCHOOLING	N
EXAMINATION	N
FINGERPRINT REQUIREMENT	Y
QUALIFYING EXPERIENCE (MAY INCLUDE EDUCATION)	Y

* Applicable to specific license types. Refer to the laws and regulations for details.

FEES*

LICENSE TYPE	ACTUAL FEE	STATUTORY LIMIT
FEDERAL ID CARDS		
APPLICATION FEE	\$20.00	\$20.00
RENEWAL FEE	\$20.00	\$20.00
MANAGER		
APPLICATION FEE	\$150.00	\$150.00
RENEWAL FEE	\$150.00	\$150.00
MATCHMAKER		
APPLICATION FEE	\$200.00	\$200.00
RENEWAL FEE	\$200.00	\$200.00
NATIONAL MMA ID CARDS		
APPLICATION FEE	\$20.00	\$20.00
RENEWAL FEE	\$20.00	\$20.00
GATE FEE**	5% OF GATE REVENUE	\$200,000.00
TELEVISION/BROADCAST	5% OF TV/ BROADCAST CONTRACT	\$35,000.00
PROFESSIONAL ATHLETE		
APPLICATION FEE	\$60.00	\$60.00
RENEWAL FEE	\$60.00	\$60.00
PROFESSIONAL TRAINER		
APPLICATION FEE	\$200.00	\$200.00
RENEWAL FEE	\$200.00	\$200.00
PROMOTER		
APPLICATION FEE	\$1,000.00	\$1,000.00
RENEWAL FEE	\$1,000.00	\$1,000.00
SECOND		
APPLICATION FEE	\$50.00	\$50.00
TIMEKEEPER		
APPLICATION FEE	\$50.00	\$50.00
RENEWAL FEE	\$50.00	\$50.00

* Additional fees may be required. Refer to the laws and regulations for details.

**Effective January 1, 2024.

CALIFORNIA STATE ATHLETIC COMMISSION

SUMMARY OF LICENSING ACTIVITY

INITIAL LICENSES/REGISTRATIONS/CERTIFICATES/PERMITS			
LICENSE TYPE	APPLICATIONS RECEIVED	ISSUED	RENEWED
MANAGER LICENSE	31	31	41
MATCHMAKER LICENSE	11	11	9
PROFESSIONAL ATHLETE LICENSE	1148	1148	0
PROFESSIONAL TRAINER LICENSE	45	45	22
PROMOTER LICENSE	15	15	44
REFEREE/JUDGE LICENSE	12	12	97
SECOND LICENSE	1823	1823	0
TIMEKEEPER LICENSE	2	2	20
TOTAL	3,087	3,087	233

LICENSING POPULATION BY TYPE					
LICENSE TYPE	ACTIVE LICENSES/ REGISTRATIONS/ CERTIFICATES/ PERMITS	DELINQUENT/ EXPIRED	RETIRED	INACTIVE	OTHER
MANAGER LICENSE	72	8	0	0	0
MATCHMAKER LICENSE	20	5	3	0	0
PROFESSIONAL ATHLETE LICENSE	1,148	0	0	0	0
PROFESSIONAL TRAINER LICENSE	67	7	0	0	0
PROMOTER LICENSE	59	5	0	1	1
REFEREE/JUDGE LICENSE	109	3	0	0	0
SECOND LICENSE	1,823	0	0	0	0
TIMEKEEPER LICENSE	22	1	0	0	1
TOTAL	3,320	29	3	1	2

RENEWAL AND CONTINUING EDUCATION (CE)	
LICENSE TYPE	FREQUENCY OF RENEWAL
MANAGER*	EVERY YEAR
MATCHMAKER*	EVERY YEAR
PROFESSIONAL ATHLETE*	EVERY YEAR
PROFESSIONAL TRAINER*	EVERY YEAR
PROMOTER*	EVERY YEAR
REFEREE/JUDGE*	EVERY YEAR
SECOND*	EVERY YEAR
TIMEKEEPER*	EVERY YEAR

* There are no continuing education requirements for this license type.

SUMMARY OF ENFORCEMENT ACTIVITY

COMPLAINTS—INTAKE	
2	RECEIVED
0	CLOSED WITHOUT REFERRAL FOR INVESTIGATION
2	REFERRED FOR INVESTIGATION
0	PENDING

INVESTIGATIONS	
2	OPENED
2	CLOSED
0	PENDING

ENFORCEMENT AGING—COMPLETED INTAKE AND INVESTIGATIONS	
2	UP TO 90 DAYS
0	91 TO 180 DAYS
0	181 DAYS TO 1 YEAR
0	1 TO 2 YEARS
0	2 TO 3 YEARS
0	OVER 3 YEARS
1	AVERAGE NUMBER OF DAYS FROM RECEIPT OF COMPLAINT TO ASSIGNMENT OF INVESTIGATOR
10	AVERAGE NUMBER OF DAYS FOR ALL INVESTIGATION OUTCOMES (FROM START OF INVESTIGATION TO REFERRAL FOR ACTION OR CASE CLOSURE WITHOUT REFERRAL FOR ACTION)
15	AVERAGE NUMBER OF DAYS FROM RECEIPT OF COMPLAINT TO REFERRAL FOR ACTION/PROSECUTION OR CASE CLOSURE WITHOUT REFERRAL FOR ACTION/PROSECUTION

CALIFORNIA STATE ATHLETIC COMMISSION

INSPECTIONS	
N/A	CONDUCTED
N/A	CITATIONS ISSUED
N/A	DISCIPLINARY ACTION TAKEN

CITATIONS AND FINES	
0	ISSUED WITHOUT A FINE*
118	ISSUED WITH A FINE*
0	WITHDRAWN/DISMISSED/REDUCED/MODIFIED
1	AVERAGE NUMBER OF DAYS TO ISSUE A CITATION (FROM COMPLAINT RECEIPT/INSPECTION CONDUCTED TO CITATION ISSUED)
9	ADMINISTRATIVE FINES**

*Citations issued with an overweight fine are included in this section and are assessed and collected at weigh-in, and have a one day average for issuance.

**Pursuant to Business and Professions Code Section 390, the commission has authority to issue a suspension and fine or other disciplinary action with conditions. Administrative fines indicate the fines assessed with such suspensions.

TOTAL AMOUNT OF FINES	
\$128,475.00	ASSESSED
\$0.00	WITHDRAWN/DISMISSED/REDUCED
\$69,750.00	COLLECTED

CRIMINAL/CIVIL ACTIONS	
N/A	REFERRALS FOR CRIMINAL/CIVIL ACTION
N/A	CRIMINAL ACTIONS FILED
N/A	CIVIL ACTIONS FILED

OFFICE OF THE ATTORNEY GENERAL/INHOUSE/DISCIPLINARY ACTIONS	
9	CASES OPENED/INITIATED
8	CASES CLOSED
0	- CONSOLIDATED CASES CLOSED
1	CASES PENDING - AG PRE-FILING
0	CASES PENDING - AG POST-FILING

FORMAL ACTIONS FILED/WITHDRAWN/DISMISSED	
9**	RESTRAINING/RESTRICTION/SUSPENSION ORDERS SOUGHT
9**	RESTRAINING/RESTRICTION/SUSPENSION ORDERS GRANTED
0	ACCUSATIONS FILED
0	PETITIONS TO REVOKE PROBATION AND ACCUSATIONS AND PETITIONS TO REVOKE PROBATION FILED
0	ACCUSATIONS WITHDRAWN/DISMISSED
0	PETITIONS TO REVOKE PROBATION AND ACCUSATIONS AND PETITIONS TO REVOKE PROBATION WITHDRAWN/DISMISSED

ADMINISTRATIVE OUTCOMES/FINAL ORDERS	
0	REVOCATION
0	SURRENDER OF LICENSE
0	SUSPENSION ONLY
0	PROBATION WITH SUSPENSION
0	PROBATION ONLY
0	PUBLIC REPRIMAND/PUBLIC REPROVAL/PUBLIC LETTER OF REPRIMAND
0	OTHER DECISIONS
0	TOTAL
0	AVERAGE NUMBER OF DAYS FROM CLOSURE OF INVESTIGATION TO IMPOSING FORMAL DISCIPLINE
0	AVERAGE NUMBER OF DAYS TO IMPOSE DISCIPLINE FROM RECEIPT OF COMPLAINT

ENFORCEMENT AGING – COMPLETED ATTORNEY GENERAL AND INHOUSE CASES	
8	UP TO 1 YEAR
0	1 TO 2 YEARS
0	2 TO 3 YEARS
0	OVER 3 YEARS

PROBATION	
0	PROBATIONS COMPLETED
0	PROBATIONERS PENDING (CLOSE OF FY)
0	CEASE PRACTICE ORDERS ISSUED

SUBSEQUENT DISCIPLINE	
0	PROBATIONS REVOKED
0	PROBATIONERS LICENSE SURRENDERED
0	ADDITIONAL PROBATION WITH SUSPENSION
0	ADDITIONAL PROBATION
0	OTHER CONDITIONS ADDED ONLY
0	OTHER PROBATION OUTCOME

PETITION FOR MODIFICATION OR TERMINATION OF PROBATION	
0	GRANTED
0	DENIED

CALIFORNIA STATE ATHLETIC COMMISSION

PETITION FOR REINSTATEMENT OF REVOKED/SURRENDERED LICENSE/ REGISTRATION/CERTIFICATE

0	GRANTED
0	- LICENSE ISSUED WITH NO RESTRICTIONS
0	- LICENSE ISSUED AND PLACED ON PROBATION
0	- LICENSE ISSUED AND PLACED ON PROBATION WITH PRECEDENT CONDITION
0	- OTHER DECISION
0	DENIED

ADMINISTRATIVE/CRIMINAL COST RECOVERY

\$0.00	ADMINISTRATIVE COST RECOVERY ORDERED
\$0.00	- ORDERED WITH REVOKED/SURRENDERED DECISION
\$0.00	- ORDERED WITH ALL OTHER DECISIONS
\$0.00	ADMINISTRATIVE COST RECOVERY COLLECTED
\$0.00	CRIMINAL COST RECOVERY ORDERED
\$0.00	CRIMINAL COST RECOVERY COLLECTED

RESTITUTION TO CONSUMERS/REFUNDS/SAVINGS

\$0.00	RESTITUTION ORDERED
\$0.00	AMOUNT REFUNDED
\$0.00	REWORK AT NO CHARGE
\$0.00	ADJUSTMENTS/RETURNS/EXCHANGES
\$0.00	TOTAL SAVINGS ACHIEVED FOR CONSUMERS

SUBSTANCE ABUSING LICENSEES

0	PROBATIONERS SUBJECT TO DRUG TESTING
0	DRUG TESTS ORDERED
0	POSITIVE DRUG TESTS

APPLICANT ACTION

0	LICENSE APPLICATIONS DENIED
0	LICENSE APPLICATION DENIED (NO APPEAL)
0	STATEMENTS OF ISSUES FILED
0	LICENSE DENIED (STATEMENT OF ISSUES GRANTED)
0	LICENSE ISSUED WITH PROBATION OR PROBATIONARY LICENSE ISSUED
0	LICENSE GRANTED (STATEMENT OF ISSUES DENIED)
0	LICENSE ISSUED WITH A PUBLIC LETTER OF REPRIMAND
0	STATEMENT OF ISSUES FILED
0	STATEMENT OF ISSUES WITHDRAWN



DEPARTMENT OF CONSUMER AFFAIRS

BAR
Bureau of Automotive Repair

BUREAU OF AUTOMOTIVE REPAIR

Licenses and regulates the business operations of automotive repair dealers, Smog Check stations and technicians, and brake and lamp stations and adjusters. Administers the Smog Check Program to reduce air pollution produced by motor vehicles. Oversees the Consumer Assistance Program to provide financial assistance options for vehicles needing emissions-related repairs.

www.bar.ca.gov

Staff: 608.4 civil servant positions, 2 exempt

Licenses, Registrations, Certificates, and Permits: 62,104

Advisory Group Membership: 16 BAR Advisory Group members, 8 Educational Advisory Group members

Leadership:

Patrick Dorais
Chief

patrick.dorais@dca.ca.gov

Linda Janssen

Deputy Chief, Licensing,
Administration & Consumer
Assistance Division

linda.janssen@dca.ca.gov

Bill Thomas

Deputy Chief, Field Operations
& Enforcement Division

bill.thomas@dca.ca.gov

Clay Leek

Deputy Chief, Smog Check Engineering
and Information Services Division

clayton.leek@dca.ca.gov

Laws and Regulations:

Business and Professions Code section 9880–9889.68

Health and Safety Code section 44000–44127

California Code of Regulations, division 13, title 16,
section 3300–3395.10

Sunset Review:

Last review: 2023 | Next review: 2027

BUREAU HIGHLIGHTS

RECIPROCITY

The Bureau does not have reciprocity.

ACCOMPLISHMENTS

Consumer Protection

In March 2024, the Bureau adopted regulations to protect consumers purchasing salvage-titled vehicles pursuant to Assembly Bill (AB) 471 (Low, Chapter 372, Statutes of 2021). The Vehicle Safety Systems Inspection (VSSI) Program provides comprehensive inspections of vehicle safety systems, verifying the integrity of revived salvage vehicles before they are registered with the Department of Motor Vehicles (DMV) and returned to the road.

To mitigate illegal and dangerous sideshow and street racing activity, the Bureau trained over 1,000 law enforcement personnel representing nearly 200 law enforcement agencies on identifying excessive vehicle exhaust noise and illegally modified emission control systems. Vehicles cited by enforcement officials and the subsequent driving restrictions make it difficult for street racers to continue their illegal driving activities.

Smog Check Program

The Bureau updated Smog Check standards for 2007 and newer light-duty diesel vehicles, improving identification of vehicles with malfunctioning on-board diagnostic systems or illegally-modified software. The Bureau also adopted regulations to replace the On-Board Diagnostic (OBD) Data Acquisition Device (DAD) specification with a more comprehensive version to combat Smog Check fraud and support new vehicle communication protocols.

The Bureau conducted 2,454 Smog Check station audits, leading to 62 referrals for further investigation. Using real-time data analysis to detect fraudulent inspections, the Bureau blocked Smog Check certificates of compliance from being issued to 1,387 vehicles. The Bureau's ongoing partnership with the Department of Motor Vehicles continues to reduce fraudulent vehicle registrations.

The Bureau's Consumer Assistance Program (CAP) retired 21,575 vehicles and provided financial assistance to 4,585 consumers to help pay for emissions repairs to vehicles. The Bureau introduced a regulatory proposal to increase retirement and repair incentives for consumers with the ability to increase those amounts every three years based on changes to the Consumer Price Index (CPI).

Updates to Enforcement

The Bureau collaborated with the U.S. Environmental Protection Agency (EPA) and the Federal Bureau of Investigation (FBI) to provide background information needed for the indictment of 12 people for conspiracy to cheat the Smog Check Program. The scheme involved the use of a cheating device—marketed as the OBDNator—to falsify Smog Check inspection results and pass vehicles that would have otherwise failed inspection. According to the indictment, the criminal ring developed and distributed the OBDNator, which was used at numerous Smog Check stations throughout the state between October 2015 and March 2024.

To enhance consumer protection and ensure automotive repair dealers (ARDs) comply with Bureau laws and regulations, the Bureau implemented citation and remedial training programs. As authorized by AB 471 (Low, Chapter 372, Statutes of 2021), an ARD who receives a citation may appeal to have the citation reviewed by a three-member panel appointed by the chief. The panel is responsible for reviewing the details of the citation and making a recommendation to the chief to affirm, modify, or dismiss the citation. Additionally, ARDs cited for minor violations may complete a remedial training course to improve their knowledge of laws and regulations and to prevent public disclosure of the citation.

In response to changes to the Automotive Repair Act under AB 1263 (Berman, Chapter 681, Statutes of 2023), the Bureau held a workshop with stakeholders to discuss proposed regulations to clarify its authority to regulate storage and towing fees charged by ARDs. In January 2024, the Bureau published Q&A guidance on its website to address questions from both the automotive repair and insurance industries during the regulations process.

Updates to Licensing

New regulations require ARDs to provide an email address when applying for an initial ARD registration or upon renewal, improving application processing times and Bureau communications with ARDs on regulatory matters. The new regulations also allow ARDs to submit educational certifications for the business and its employees to inform consumers when searching for an ARD through the Bureau's online Auto Shop Locator.

In July 2023, the Bureau introduced a self-service license print feature, eliminating Bureau print costs and delays mailing the license to ARDs who must post it at their business. In January 2024, the Bureau launched an online ARD registration application that allows applicants to upload documents, pay application fees, check application status, and receive notifications by email. Additional online features allow ARDs to report changes to business information or controlling individuals.

Workforce Development

The Bureau's Cars for Schools Program loaned 91 retired vehicles under CAP to support automotive repair instruction at high school, college, and occupational training programs. Over 60% of the participating programs serve students in disadvantaged communities.

Diversity, Equity, and Inclusion

In June 2024, the Bureau released an amended 2023-2027 Strategic Plan. The updated plan further integrates diversity, equity, and inclusion (DEI) goals into organizational operations and outreach activities.

NEW LEGISLATION

AB 1901 (Chen, Chapter 364, Statutes of 2024) authorizes an insurance company to direct a salvage pool or occupational licensee to release a vehicle that is the subject of a total loss claim to the owner or lienholder of the vehicle after notice from the insurance company authorizing the release. The bill requires the salvage pool or occupational licensee to send notices to the vehicle's owner informing them of their right to pick up the vehicle from the salvage pool or occupational licensee within a specified time frame before the vehicle is deemed abandoned and the vehicle's certificate of title to be deemed to be assigned to the salvage pool or occupational licensee of the Department of Motor Vehicles.

BUREAU OF AUTOMOTIVE REPAIR

SB 1451 (Ashby, Chapter 481, Statutes of 2024), among other things, adds federally-recognized tribes to the definition of a person eligible for licensure under the Automotive Repair Act. This bill also states that the provisions relating to tribal licensure are not intended to infringe upon a federally-recognized tribe's rights, privileges, or immunities as sovereign entities and affirms that the Bureau will not have regulatory authority over activities that fall under the jurisdiction of a tribe.

LICENSE REQUIREMENTS*

LICENSE REQUIREMENTS	Y/N
CONTINUING EDUCATION/COMPETENCY	Y
DEGREE/PROFESSIONAL SCHOOLING	Y
EXAMINATION	Y
FINGERPRINT REQUIREMENT	N
QUALIFYING EXPERIENCE (MAY INCLUDE EDUCATION)	Y

* Applicable to specific license types. Refer to the laws and regulations for details.

FEES*

LICENSE TYPE	ACTUAL FEE	STATUTORY LIMIT
AUTOMOTIVE REPAIR DEALER		
APPLICATION FEE	\$200.00	\$200.00
RENEWAL FEE	\$200.00	\$200.00
BRAKE AND/OR LAMP ADJUSTER		
APPLICATION FEE	\$10.00	\$10.00
RENEWAL FEE	\$5.00	\$5.00
BRAKE AND/OR LAMP STATION		
APPLICATION FEE	\$10.00	\$10.00
RENEWAL FEE	\$5.00	\$5.00
SMOG CHECK INSPECTOR AND/OR REPAIR TECHNICIAN		
APPLICATION FEE	\$20.00	REASONABLE COST
EXAMINATION FEE	\$45.00	REASONABLE COST
RENEWAL FEE (BIENNIAL)	\$20.00	REASONABLE COST
SMOG CHECK STATION		
APPLICATION FEE	\$100.00	REASONABLE COST
RENEWAL FEE	\$100.00	REASONABLE COST

LICENSE TYPE (CONTINUED)	ACTUAL FEE	STATUTORY LIMIT
VEHICLE SAFETY SYSTEMS STATION		
APPLICATION FEE	\$20.00	\$20.00
RENEWAL FEE (ANNUAL)	\$20.00	\$20.00
VEHICLE SAFETY TECHNICIAN		
APPLICATION FEE	\$10.00	\$10.00
RENEWAL FEE (BIENNIAL)	\$10.00	\$10.00

* Additional fees may be required. Refer to the laws and regulations for details.

SUMMARY OF LICENSING ACTIVITY

INITIAL LICENSES/REGISTRATIONS/CERTIFICATES/PERMITS			
LICENSE TYPE	APPLICATIONS RECEIVED	ISSUED	RENEWED
AUTOMOTIVE REPAIR DEALER	3,741	3,151	32,935
BRAKE ADJUSTER	640	49	123
BRAKE STATION	72	59	686
LAMP ADJUSTER	569	52	124
LAMP STATION	69	55	676
SMOG CHECK INSPECTOR	1,213	656	5,542
SMOG CHECK REPAIR TECHNICIAN	552	205	2,337
SMOG CHECK TEST AND REPAIR STATION	244	204	4,080
SMOG CHECK REPAIR STATION	8	4	30
SMOG CHECK TEST ONLY STATION	242	207	1,887
VEHICLE SAFETY SYSTEMS INSPECTION STATION	429	202	0
VEHICLE SAFETY SYSTEMS TECHNICIAN	559	450	0
TOTAL	8,338	5,294	48,420

Pursuant to AB 471 (Low, Chapter 372, Statutes of 2021), the Bureau implemented the Vehicle Safety Systems Inspection (VSSI) program which replaces the lamp and brake programs, effective March 27, 2024. On this date, the Bureau stopped issuing brake and lamp licenses and began issuing VSSI licenses.

BUREAU OF AUTOMOTIVE REPAIR

APPLICATIONS FOR INITIAL EXAMINATION/RE-EXAMINATION

LICENSE TYPE	EXAM TYPE	INITIAL APPLICATIONS FOR EXAMINATION RECEIVED	APPLICATIONS FOR RE-EXAMINATION RECEIVED	EXAMINATION APPLICATIONS APPROVED
BRAKE ADJUSTER	BRAKE ADJUSTER EXAM	640	47	601
LAMP ADJUSTER	LAMP ADJUSTER EXAM	569	51	539
LAMP STATION	LAMP STATION EXAM	559	0	74
SMOG CHECK INSPECTOR	SMOG CHECK INSPECTOR EXAM	1,213	29	1,313
SMOG CHECK REPAIR TECHNICIAN	SMOG CHECK REPAIR TECHNICIAN EXAM	552	25	554
TOTAL		3,533	152	3,081

ASSOCIATED CERTIFICATIONS

LICENSE TYPE	INITIAL APPLICATIONS RECEIVED	CERTIFICATIONS ISSUED	CERTIFICATION POPULATION
STAR CERTIFICATION	351	185	3,482
TOTAL	351	185	3,482

LICENSING POPULATION BY TYPE

LICENSE TYPE	ACTIVE LICENSES/ REGISTRATIONS/ CERTIFICATES/ PERMITS	DELINQUENT/ EXPIRED	RETIRED	INACTIVE	OTHER
AUTOMOTIVE REPAIR DEALER	34,909	7,349	0	0	168
BRAKE ADJUSTER	682	10	0	0	7
BRAKE STATION	686	103	0	0	0
LAMP ADJUSTER	684	19	0	0	7
LAMP STATION	675	104	0	0	0
REFEREE	4	0	0	0	0
REFEREE STATION	5	0	0	0	0
SMOG CHECK INSPECTOR	12,512	41	0	0	56
SMOG CHECK REPAIR TECHNICIAN	5,294	21	0	0	14

LICENSING POPULATION BY TYPE (CONTINUED)

LICENSE TYPE	ACTIVE LICENSES/ REGISTRATIONS/ CERTIFICATES/ PERMITS	DELINQUENT/ EXPIRED	RETIRED	INACTIVE	OTHER
SMOG STATION - REPAIR ONLY	27	9	0	0	0
SMOG STATION - TEST & REPAIR	4,147	367	0	0	2
SMOG STATION - TEST ONLY	1,985	163	0	0	1
VEHICLE SAFETY SYSTEMS INSPECTION STATION	45	0	0	0	0
VEHICLE SAFETY SYSTEMS TECHNICIAN	449	0	0	0	0
TOTAL	62,104	8,186	0	0	255

RENEWAL AND CONTINUING EDUCATION (CE)

LICENSE TYPE	FREQUENCY OF RENEWAL	NUMBER OF CE HOURS REQUIRED EACH CYCLE
AUTOMOTIVE REPAIR DEALER	EVERY YEAR	N/A
BRAKE AND LAMP ADJUSTER*	EVERY 4 YEARS	N/A
BRAKE AND LAMP STATION	EVERY YEAR	N/A
SMOG CHECK INSPECTOR	EVERY 2 YEARS	4
SMOG CHECK REPAIR ONLY STATION	EVERY YEAR	N/A
SMOG CHECK REPAIR TECHNICIAN	EVERY 2 YEARS	16
SMOG CHECK TEST ONLY STATION	EVERY YEAR	N/A
SMOG CHECK TEST AND REPAIR STATION	EVERY YEAR	N/A
VEHICLE SAFETY SYSTEMS TECHNICIAN	EVERY 2 YEARS	N/A
VEHICLE SAFETY SYSTEMS INSPECTION STATION	EVERY YEAR	N/A

* Pursuant to AB 471 (Low, Chapter 372, Statutes of 2021), the Bureau implemented the Vehicle Safety Systems Inspection (VSSI) program which replaces the lamp and brake programs, effective March 27, 2024.

BUREAU OF AUTOMOTIVE REPAIR

EXAMINATION RESULTS				
LICENSE TYPE	EXAM DESCRIPTION	% PASS	% FAIL	TOTAL NUMBER CANDIDATES
BRAKE ADJUSTER	BRAKE CLASS A EXAM	47%	53%	59
BRAKE ADJUSTER	BRAKE CLASS B EXAM	0%	100%	3
BRAKE ADJUSTER	BRAKE CLASS C EXAM	26%	74%	239
LAMP ADJUSTER	LAMP CLASS A EXAM	31%	69%	260
SMOG CHECK INSPECTOR	SMOG CHECK INSPECTOR EXAM	43%	57%	958
SMOG CHECK REPAIR TECHNICIAN	SMOG CHECK REPAIR TECH EXAM	63%	37%	365
VEHICLE SAFETY SYSTEMS TECHNICIAN	VEHICLE SAFETY EXAM	60%	40%	20

SUMMARY OF ENFORCEMENT ACTIVITY

COMPLAINTS—INTAKE	
21,717	RECEIVED
7	CLOSED WITHOUT REFERRAL FOR INVESTIGATION
21,486	REFERRED FOR INVESTIGATION
4	PENDING

INVESTIGATIONS	
21,486	OPENED
21,632	CLOSED
2,917	PENDING

ENFORCEMENT AGING—COMPLETED INTAKE AND INVESTIGATIONS	
18,446	UP TO 90 DAYS
2,839	91 TO 180 DAYS
283	181 DAYS TO 1 YEAR
50	1 TO 2 YEARS
14	2 TO 3 YEARS
0	OVER 3 YEARS
1	AVERAGE NUMBER OF DAYS FROM RECEIPT OF COMPLAINT TO ASSIGNMENT OF INVESTIGATOR (START OF INVESTIGATION)
48	AVERAGE NUMBER OF DAYS FOR ALL INVESTIGATION OUTCOMES (FROM START OF INVESTIGATION TO REFERRAL FOR PROSECUTION OR CASE CLOSURE WITHOUT REFERRAL FOR PROSECUTION)
47	AVERAGE NUMBER OF DAYS FROM RECEIPT OF COMPLAINT TO REFERRAL FOR ACTION/PROSECUTION OR CASE CLOSURE WITHOUT REFERRAL FOR ACTION/PROSECUTION

INSPECTIONS	
7,271	CONDUCTED
1,174	CITATIONS ISSUED
0	DISCIPLINARY ACTION TAKEN

CITATIONS AND FINES	
1,098	ISSUED WITHOUT A FINE
76	ISSUED WITH A FINE
13	WITHDRAWN/DISMISSED/REDUCED
8	AVERAGE NUMBER OF DAYS TO ISSUE A CITATION (FROM COMPLAINT RECEIPT/INSPECTION CONDUCTED TO CITATION ISSUED)
0	ADMINISTRATIVE FINES

TOTAL AMOUNT OF FINES	
\$75,500.00	ASSESSED
\$9,900.00	WITHDRAWN/DISMISSED/REDUCED
\$78,567.95	COLLECTED

CRIMINAL/CIVIL ACTIONS	
21	REFERRALS FOR CRIMINAL/CIVIL ACTION
N/A	CRIMINAL ACTIONS FILED
3	CIVIL ACTIONS FILED

OFFICE OF THE ATTORNEY GENERAL/INHOUSE/DISCIPLINARY ACTIONS	
180	CASES OPENED/INITIATED
183	CASES CLOSED
0	- CONSOLIDATED CASES CLOSED
126	CASES PENDING - AG PRE-FILING
101	CASES PENDING - AG POST-FILING

ENFORCEMENT AGING – COMPLETED ATTORNEY GENERAL AND INHOUSE CASES	
64	UP TO 1 YEAR
85	1 TO 2 YEARS
13	2 TO 3 YEARS
2	OVER 3 YEARS
443	AVERAGE NUMBER OF DAYS TO IMPOSE DISCIPLINE

BUREAU OF AUTOMOTIVE REPAIR

FORMAL ACTIONS FILED/WITHDRAWN/DISMISSED	
2	RESTRAINING/RESTRICTION/SUSPENSION ORDERS SOUGHT
2	RESTRAINING/RESTRICTION/SUSPENSION ORDERS GRANTED
101	ACCUSATIONS FILED
29	PETITIONS TO REVOKE PROBATION AND ACCUSATIONS AND PETITIONS TO REVOKE PROBATION FILED
3	ACCUSATIONS WITHDRAWN/DISMISSED
0	PETITIONS TO REVOKE PROBATION AND ACCUSATIONS AND PETITIONS TO REVOKE PROBATION WITHDRAWN/DISMISSED

ADMINISTRATIVE OUTCOMES/FINAL ORDERS	
242	REVOCATION
0	SURRENDER OF LICENSE
60	PROBATION WITH SUSPENSION
0	SUSPENSION ONLY
57	PROBATION ONLY
0	PUBLIC REPRIMAND/PUBLIC REPROVAL/PUBLIC LETTER OF REPRIMAND
0	OTHER DECISIONS
359	TOTAL
437	AVERAGE NUMBER OF DAYS FROM CLOSURE OF INVESTIGATION TO IMPOSING FORMAL DISCIPLINE
594	AVERAGE NUMBER OF DAYS TO IMPOSE DISCIPLINE FROM RECEIPT OF COMPLAINT

PROBATION	
236	PROBATIONS COMPLETED
749	PROBATIONERS PENDING (CLOSE OF FY)
0	CEASE PRACTICE ORDERS ISSUED

SUBSEQUENT DISCIPLINE	
28	PROBATIONS REVOKED
20	PROBATIONER'S LICENSE SURRENDERED
1	ADDITIONAL PROBATION WITH SUSPENSION
24	ADDITIONAL PROBATION ONLY
0	OTHER CONDITIONS ADDED ONLY
0	OTHER PROBATION OUTCOME

PETITION FOR MODIFICATION OR TERMINATION OF PROBATION	
2	GRANTED
5	DENIED

PETITION FOR REINSTATEMENT OF REVOKED/SURRENDERED LICENSE/REGISTRATION/CERTIFICATE	
0	GRANTED
0	- LICENSE ISSUED WITH NO RESTRICTIONS
0	- LICENSE ISSUED AND PLACED ON PROBATION
0	- LICENSE ISSUED AND PLACED ON PROBATION WITH PRECEDENT CONDITION
0	- OTHER DECISION
0	DENIED

ADMINISTRATIVE/CRIMINAL COST RECOVERY	
\$570,422.49	ADMINISTRATIVE COST RECOVERY ORDERED
\$235,111.31	- ORDERED WITH REVOKED/SURRENDERED DECISION
\$335,311.18	- ORDERED WITH ALL OTHER DECISIONS
\$704,372.84	ADMINISTRATIVE COST RECOVERY COLLECTED
\$0.00	CRIMINAL COST RECOVERY ORDERED
\$8,000.00	CRIMINAL COST RECOVERY COLLECTED

RESTITUTION TO CONSUMERS/REFUNDS/SAVINGS	
\$38,428.83	RESTITUTION ORDERED
\$5,333,344.90	AMOUNT REFUNDED
\$2,819,296.21	REWORK AT NO CHARGE
\$2,070,266.34	ADJUSTMENTS/RETURNS/EXCHANGES
\$10,261,336.28	TOTAL SAVINGS ACHIEVED FOR CONSUMERS

SUBSTANCE ABUSING LICENSEES	
N/A	PROBATIONERS SUBJECT TO DRUG TESTING
N/A	DRUG TESTS ORDERED
N/A	POSITIVE DRUG TESTS

APPLICANT ACTION	
93	LICENSE APPLICATION DENIED (PRE-HEARING)
35	STATEMENTS OF ISSUES FILED
18	LICENSE DENIED (STATEMENT OF ISSUES GRANTED)
13	LICENSE ISSUED WITH PROBATION OR PROBATIONARY LICENSE ISSUED
2	LICENSE GRANTED (STATEMENT OF ISSUES DENIED)
0	LICENSE ISSUED WITH A PUBLIC LETTER OF REPRIMAND
0	STATEMENT OF ISSUES WITHDRAWN



BOARD OF BARBERING AND COSMETOLOGY

Licenses and regulates barbers, cosmetologists, manicurists, estheticians, and electrologists, and the establishments where they work. Ensures the health and safety of California consumers by promoting ethical standards and enforcing beauty industry laws.

www.barbercosmo.ca.gov

Staff: 86.1 civil servant positions, 1 exempt

Licenses, Registrations, Certificates, and Permits: 551,028

Board Membership: 7 public representatives, 6 licensees

Board Leadership:

Kristy Underwood	Carrie Harris
<i>Executive Officer</i>	<i>Assistant Executive Officer</i>
kristy.underwood@dca.ca.gov	carrie.harris@dca.ca.gov

Laws and Regulations:

Business and Professions Code section 7301–7427
California Code of Regulations, title 16, section 900–999

Sunset Review:

Last review: 2021 | Next review: 2026

BOARD HIGHLIGHTS

RECIPROCITY

Pursuant to Business and Professions Code section 7331, the Board grants a license to practice to an applicant if the applicant submits all of the following to the Board:

- A completed application form and all fees required by the Board.
- Proof of a current license issued by another state to practice that meets all of the following requirements:
 - It is not revoked, suspended, or otherwise restricted.
 - It is in good standing.

ACCOMPLISHMENTS

Diversity, Equity, and Inclusion

In September 2023, the Board established and held its first Diversity, Equity, and Inclusion (DEI) Committee meeting. The Committee was created to bring awareness and education to the barbering and cosmetology industry. The Board adopted a new section on its website titled Diversity, Equity and Inclusion Resources. The section explains DEI, including why DEI is important and ways licensees and consumers can support DEI. The Committee will continue to meet to discuss ways to promote DEI awareness in the industry.

BOARD OF BARBERING AND COSMETOLOGY

Communications and Outreach

The Board significantly increased its social media presence. The Board created and posted 161 social media posts on Instagram and Facebook. The Board's social media posts focused on educating licensees and consumers alike. Many posts highlighted the scope of practice of Board licenses in order to prevent consumers from receiving out-of-scope services from a licensee.

The Board increased its language access to licensees by translating its health and safety regulations into Russian and Ukrainian. During fiscal year 2023-24, the Board received an increase in requests for interpreters at examinations for these two languages; therefore, the Board wanted to ensure that proper health and safety regulations are provided. These new translation options are in addition to prior existing translation options of Spanish, Vietnamese, Korean, Simplified Chinese, Arabic, and Farsi.

Updates to Licensing

In July 2023, the Board implemented the new examination and license for the hairstylist license type. This new license allows for an individual to take a 600-hour course in hairstyling and cutting and become licensed after successfully passing the examination. This new license will allow an individual to obtain a professional license in less time than attending a barbering or cosmetology course. The hairstylist license allows a quicker entry into the industry and allows these hours to be transferred to a longer program if desired.

NEW LEGISLATION

AB 2166 (Weber, Chapter 384, Statutes of 2024) requires courses in barbering and cosmetology to include instruction in the provision of chemical hair services for all hair types and textures, and requires courses in barbering, cosmetology, and hairstyling to include instruction in the provision of hairstyling services for all hair types and textures. This bill also requires written license tests by the Board to include questions determining an applicant's skills and knowledge related to different hair types and textures, as specified.

LICENSE REQUIREMENTS*

LICENSE REQUIREMENTS	Y/N
CONTINUING EDUCATION/COMPETENCY	N
DEGREE/PROFESSIONAL SCHOOLING	Y
EXAMINATION	Y
FINGERPRINT REQUIREMENT	Y
QUALIFYING EXPERIENCE (MAY INCLUDE EDUCATION)	Y

* Applicable to specific license types. Refer to the laws and regulations for details.

FEES*

LICENSE TYPE	ACTUAL FEE	STATUTORY LIMIT
BARBER/COSMETOLOGIST/ELECTROLOGIST		
APPLICATION AND EXAMINATION FEE	\$75.00	ACTUAL COST TO BOARD
INITIAL LICENSE FEE	\$50.00	\$50.00
LICENSE RENEWAL FEE	\$50.00	\$50.00
ESTABLISHMENT		
APPLICATION AND LICENSE FEE	\$50.00	\$80.00
LICENSE RENEWAL FEE	\$40.00	\$40.00
ESTHETICIAN		
APPLICATION AND EXAMINATION FEE	\$75.00	ACTUAL COST TO BOARD
INITIAL LICENSE FEE	\$40.00	\$40.00
LICENSE RENEWAL FEE	\$50.00	\$50.00
HAIRSTYLIST		
APPLICATION AND EXAMINATION FEE	\$50.00	\$50.00
INITIAL LICENSE FEE	N/A	N/A
LICENSE RENEWAL FEE	\$50.00	\$50.00
MANICURIST		
APPLICATION AND EXAMINATION FEE	\$75.00	ACTUAL COST TO BOARD
INITIAL LICENSE FEE	\$35.00	\$35.00
LICENSE RENEWAL FEE	\$50.00	\$50.00
MOBILE UNIT		
APPLICATION FEE	\$50.00	\$50.00
INITIAL INSPECTION AND LICENSE FEE	\$100.00	\$100.00
LICENSE RENEWAL FEE	\$40.00	\$40.00

BOARD OF BARBERING AND COSMETOLOGY

LICENSE TYPE (CONTINUED)	ACTUAL FEE	STATUTORY LIMIT
PERSONAL SERVICE PERMIT		
INITIAL LICENSE FEE	\$25.00	\$50.00
LICENSE RENEWAL FEE	\$10.00	\$50.00
SCHOOL CODE	N/A	N/A
SPONSOR CODE	N/A	N/A

* Additional fees may be required. Refer to the laws and regulations for details.

SUMMARY OF LICENSING ACTIVITY

INITIAL LICENSES/REGISTRATIONS/CERTIFICATES/PERMITS			
LICENSE TYPE	APPLICATIONS RECEIVED	ISSUED	RENEWED
BARBER LICENSE	4,654	3,600	14,224
BARBER APPRENTICE LICENSE*	1,501	1,393	N/A
COSMETOLOGIST LICENSE	12,095	9,433	117,003
COSMETOLOGIST APPRENTICE LICENSE*	999	941	N/A
ELECTROLOGIST LICENSE	121	95	523
ESTABLISHMENT LICENSE	8,336	7,756	19,025
ESTHETICIAN LICENSE	9,197	8,188	39,890
HAIRSTYLIST LICENSE*	95	23	N/A
MANICURIST LICENSE	6,457	5,752	48,192
MOBILE UNIT LICENSE	20	10	14
PERSONAL SERVICE PERMIT	87	94	11
SCHOOL CODE*	17	16	N/A
SPONSOR CODE	0	0	0
TOTAL	43,579	37,301	238,882

* This license type cannot be renewed.

APPLICATIONS FOR INITIAL EXAMINATION/RE-EXAMINATION				
LICENSE TYPE	EXAM TYPE	INITIAL APPLICATIONS FOR EXAMINATION RECEIVED	APPLICATIONS FOR RE-EXAMINATION RECEIVED	EXAMINATION APPLICATIONS APPROVED
BARBER	NATIONAL BARBER THEORY EXAMINATION	4,428	4,762	9,165
COSMETOLOGIST	NATIONAL COSMETOLOGIST THEORY EXAMINATION	9,783	7,856	17,586
ELECTROLOGIST	NATIONAL ELECTROLOGIST THEORY EXAMINATION	116	74	187

APPLICATIONS FOR INITIAL EXAMINATION/RE-EXAMINATION				
ESTHETICIAN	NATIONAL ESTHETICIAN THEORY EXAMINATION	8,322	4,004	12,540
HAIRSTYLIST	NATIONAL HAIRSTYLIST THEORY EXAMINATION	43	6	26
MANICURIST	NATIONAL NAIL TECHNICIAN THEORY EXAMINATION	5,335	2,820	8,244
TOTAL		28,027	19,522	47,748

LICENSING POPULATION BY TYPE					
LICENSE TYPE	ACTIVE LICENSES/ REGISTRATIONS/ CERTIFICATES/ PERMITS	DELINQUENT/ EXPIRED	RETIRED	INACTIVE	OTHER
BARBER	32,853	5,782	28	1	92
BARBER APPRENTICE	2,521	0	N/A	0	0
COSMETOLOGIST	258,764	44,849	144	7	26
COSMETOLOGIST APPRENTICE	1,778	0	1	0	0
ELECTROLOGIST	1,291	313	5	0	0
ESTABLISHMENT	49,875	8,879	1	1	0
ESTHETICIAN	94,206	14,436	8	3	8
HAIRSTYLIST	25	0	N/A	0	0
MANICURIST	109,025	20,151	24	2	20
MOBILE UNIT 54	52	25	N/A	0	0
PERSONAL SERVICE PERMIT	222	4	N/A	0	0
SCHOOL	371	4	96	0	0
SPONSOR	45	0	N/A	0	0
TOTAL	551,028	94,443	307	14	146

RENEWAL AND CONTINUING EDUCATION (CE)*	
LICENSE TYPE	FREQUENCY OF RENEWAL
BARBER*	EVERY 2 YEARS
COSMETOLOGIST*	EVERY 2 YEARS
ELECTROLOGIST*	EVERY 2 YEARS
ESTABLISHMENT*	EVERY 2 YEARS
ESTHETICIAN*	EVERY 2 YEARS
HAIRSTYLIST*	EVERY 2 YEARS
MANICURIST*	EVERY 2 YEARS

BOARD OF BARBERING AND COSMETOLOGY

RENEWAL AND CONTINUING EDUCATION (CE)*

MOBILE UNIT *	EVERY 2 YEARS
PERSONAL SERVICE PERMIT*	EVERY 2 YEARS

* There are no continuing education requirements.

EXAMINATION RESULTS

LICENSE TYPE	EXAM DESCRIPTION	% PASS	% FAIL	TOTAL NUMBER CANDIDATES
BARBER	NATIONAL BARBER THEORY EXAMINATION	53%	47%	3,794
COSMETOLOGIST	NATIONAL COSMETOLOGIST THEORY EXAMINATION	63%	37%	8,302
ELECTROLOGIST	NATIONAL ELECTROLOGIST THEORY EXAMINATION	60%	40%	101
ESTHETICIAN	NATIONAL ESTHETICIAN THEORY EXAMINATION	77%	23%	7,625
HAIRSTYLIST	CALIFORNIA HAIRSTYLIST THEORY EXAMINATION	43%	57%	14
MANICURIST	NATIONAL MANICURIST THEORY EXAMINATION	75%	25%	4,846

SUMMARY OF ENFORCEMENT ACTIVITY

COMPLAINTS—INTAKE

5,649	RECEIVED
2	CLOSED WITHOUT REFERRAL FOR INVESTIGATION
5,652	REFERRED FOR INVESTIGATION
43	PENDING

INVESTIGATIONS

5,652	OPENED
6,714	CLOSED
1,449	PENDING

ENFORCEMENT AGING—COMPLETED INTAKE AND INVESTIGATIONS

3,305	UP TO 90 DAYS
1,497	91 TO 180 DAYS
1,291	181 DAYS TO 1 YEAR
544	1 TO 2 YEARS
69	2 TO 3 YEARS
8	OVER 3 YEARS

ENFORCEMENT AGING—COMPLETED INTAKE AND INVESTIGATIONS (CONTINUED)

3	AVERAGE NUMBER OF DAYS FROM RECEIPT OF COMPLAINT TO ASSIGNMENT OF INVESTIGATOR
140	AVERAGE NUMBER OF DAYS FOR ALL INVESTIGATION OUTCOMES (FROM START OF INVESTIGATION TO REFERRAL FOR PROSECUTION OR CASE CLOSURE WITHOUT REFERRAL FOR PROSECUTION)
142	AVERAGE NUMBER OF DAYS FROM RECEIPT OF COMPLAINT TO REFERRAL FOR ACTION/PROSECUTION OR CASE CLOSURE WITHOUT REFERRAL FOR ACTION/PROSECUTION

INSPECTIONS

6,386	CONDUCTED
5,797	CITATIONS ISSUED*
0	DISCIPLINARY ACTION TAKEN

* Inspections conducted could result in citations issued to multiple licensees.

CITATIONS AND FINES

1,464	ISSUED WITHOUT A FINE
4,333	ISSUED WITH A FINE
2,356	WITHDRAWN/DISMISSED/REDUCED/MODIFIED
66	AVERAGE NUMBER OF DAYS TO ISSUE A CITATION
0	ADMINISTRATIVE FINES

TOTAL AMOUNT OF FINES

\$2,796,075.00	ASSESSED
\$477,645.24	WITHDRAWN/DISMISSED/REDUCED
\$1,876,192.34	COLLECTED

CRIMINAL/CIVIL ACTIONS

6	REFERRALS FOR CRIMINAL/CIVIL ACTION
1	CRIMINAL ACTIONS FILED
0	CIVIL ACTIONS FILED

OFFICE OF THE ATTORNEY GENERAL/INHOUSE/DISCIPLINARY ACTIONS

64	CASES OPENED/INITIATED
60	CASES CLOSED
0	- CONSOLIDATED CASES CLOSED
33	CASES PENDING - AG PRE-FILING
44	CASES PENDING - AG POST-FILING

ENFORCEMENT AGING – COMPLETED ATTORNEY GENERAL AND INHOUSE CASES

28	UP TO 1 YEAR
25	1 TO 2 YEARS
1	2 TO 3 YEARS
6	OVER 3 YEARS

BOARD OF BARBERING AND COSMETOLOGY

FORMAL ACTIONS FILED/WITHDRAWN/DISMISSED	
3	RESTRAINING/RESTRICTION/SUSPENSION ORDERS SOUGHT
0	RESTRAINING/RESTRICTION/SUSPENSION ORDERS GRANTED
51	ACCUSATIONS FILED
6	PETITIONS TO REVOKE PROBATION AND ACCUSATIONS AND PETITIONS TO REVOKE PROBATION FILED
1	ACCUSATIONS WITHDRAWN/DISMISSED
0	PETITIONS TO REVOKE PROBATION AND ACCUSATIONS AND PETITIONS TO REVOKE PROBATION WITHDRAWN/DISMISSED

ADMINISTRATIVE OUTCOMES/FINAL ORDERS	
36	REVOCATION
6	SURRENDER OF LICENSE
30	PROBATION WITH SUSPENSION
0	SUSPENSION ONLY
5	PROBATION
1	PUBLIC REPRIMAND/PUBLIC REPROVAL/PUBLIC LETTER OF REPRIMAND
0	OTHER DECISIONS
78	TOTAL
374	AVERAGE NUMBER OF DAYS FROM CLOSURE OF INVESTIGATION TO IMPOSING FORMAL DISCIPLINE
911	AVERAGE NUMBER OF DAYS TO IMPOSE DISCIPLINE FROM RECEIPT OF COMPLAINT

PROBATION	
50	PROBATIONS COMPLETED
106	PROBATIONERS PENDING (CLOSE OF FY) (BOTH FACILITIES AND INDIVIDUALS)
0	CEASE PRACTICE ORDERS ISSUED

SUBSEQUENT DISCIPLINE	
0	PROBATIONS REVOKED
0	PROBATIONER'S LICENSE SURRENDERED
0	ADDITIONAL PROBATION WITH SUSPENSION
0	ADDITIONAL PROBATION
0	OTHER CONDITIONS ADDED ONLY
0	OTHER PROBATION OUTCOME

PETITION FOR MODIFICATION OR TERMINATION OF PROBATION	
0	GRANTED
0	DENIED

PETITION FOR REINSTATEMENT OF REVOKED/SURRENDERED LICENSE/REGISTRATION/CERTIFICATE	
0	GRANTED
0	- LICENSE ISSUED WITH NO RESTRICTIONS
0	- LICENSE ISSUED AND PLACED ON PROBATION
0	- LICENSE ISSUED AND PLACED ON PROBATION WITH PRECEDENT CONDITION
0	- OTHER DECISION
0	DENIED

ADMINISTRATIVE/CRIMINAL COST RECOVERY	
\$105,747.56	ADMINISTRATIVE COST RECOVERY ORDERED
\$4,000.00	- ORDERED WITH REVOKED/SURRENDERED DECISION
\$101,747.56	- ORDERED WITH ALL OTHER DECISIONS
\$142,655.98	ADMINISTRATIVE COST RECOVERY COLLECTED
0	CRIMINAL COST RECOVERY ORDERED
0	CRIMINAL COST RECOVERY COLLECTED

RESTITUTION TO CONSUMERS/REFUNDS/SAVINGS	
N/A	RESTITUTION ORDERED
N/A	AMOUNT REFUNDED
N/A	REWORK AT NO CHARGE
N/A	ADJUSTMENTS/RETURNS/EXCHANGES
N/A	TOTAL SAVINGS ACHIEVED FOR CONSUMERS

SUBSTANCE ABUSING LICENSEES	
N/A	PROBATIONERS SUBJECT TO DRUG TESTING
N/A	DRUG TESTS ORDERED
N/A	POSITIVE DRUG TESTS

APPLICANT ACTION	
7	LICENSE APPLICATION DENIED (NO APPEAL)
4	STATEMENTS OF ISSUES FILED
0	LICENSE DENIED (STATEMENT OF ISSUES GRANTED)
1	LICENSE ISSUED WITH PROBATION OR PROBATIONARY LICENSE ISSUED
0	LICENSE GRANTED (STATEMENT OF ISSUES DENIED)
0	LICENSE ISSUED WITH A PUBLIC LETTER OF REPRIMAND
2	STATEMENT OF ISSUES WITHDRAWN



BOARD OF BEHAVIORAL SCIENCES

Licenses and regulates marriage and family therapists and associates, clinical social workers and associates, educational psychologists, and professional clinical counselors and associates.

www.bbs.ca.gov

Staff: 64.5 civil servant positions, 1 exempt

Licenses, Registrations, Certificates, and Permits: 125,172

Board Membership: 7 public representatives, 6 licensees

Board Leadership:

Steve Sodergren
Executive Officer

steve.sodergren@dca.ca.gov

Marlon McManus
Assistant Executive Officer

marlon.mcmanus@dca.ca.gov

Laws and Regulations:

Business and Professions Code section 4980–4999.129

California Code of Regulations, title 16, section 1800–1889.3

Sunset Review:

Last review: 2020 | Next review: 2025

BOARD HIGHLIGHTS

RECIPROCITY

While the Board does not have true reciprocity, the Board does allow for license portability through a new licensure-by-credential pathway established by SB 679 (Bates, Chapter 380, Statutes of 2019). This innovative approach provides a streamlined application process for out-of-state licensed marriage and family therapists, licensed clinical social workers, and licensed professional clinical counselors to become licensed in California. To apply for a license under this pathway the following requirements must be met:

- The applicant must hold a license in another U.S. jurisdiction for at least two years.
- The license must be current, as well as active and unrestricted for at least two years immediately before the date an application is submitted to the Board.
- The license must be the highest level for independent clinical practice in that jurisdiction.
- The degree that qualified the applicant for the license is a master's or doctoral degree obtained from a school holding a regional or national institutional accreditation recognized by the U.S. Department of Education, or a school approved by the California Bureau for Private Postsecondary Education.

Additionally, the applicant must take and pass the California Board of Behavioral Sciences' Law and Ethics Examination and complete additional continuing education in specific coursework.

ACCOMPLISHMENTS

Updates to Licensing

The Board sponsored AB 232 (Aguilar-Curry, Chapter 640, Statutes of 2023), which was approved by the Legislature and signed by Governor Gavin Newsom in late 2023. This bill allows an out-of-state licensee with a current, active, and unrestricted license in a profession equivalent to the Board's marriage and family therapist, clinical social work, or professional clinical counselor professions to obtain a temporary practice allowance to see a travelling or relocating client for a period of 30 consecutive days in a calendar year. From January 1 to June 30, 2024, 225 temporary licenses were issued. The Board believes this bill successfully strikes a careful balance in ensuring both public protection and mental health continuity of care for individuals who are travelling to California temporarily, or who are in the process of relocating here.

Communication and Outreach

Board staff collaborated with DCA's Office of Public Affairs (OPA) to create instructional videos for applicants that explain various aspects of the pathway to licensure. Video topics included degree requirements for licensure, tips for associate registrants, and what to do if you are applying and have a conviction. The videos were incorporated into the Board's website and have been advertised through social media.

The Board developed three separate guidance documents designed to assist licensees, employers, and consumers in making sound decisions regarding telehealth. Topics include what consumers should consider when using telehealth, what providers should consider when providing telehealth, and what to consider when supervising via videoconferencing. The goal of the Board's best practices documents is to help employers and supervisors better assess acceptable work settings and conditions for telehealth, and to clarify the expectations for all parties utilizing telehealth, using industry standards and ethical guidelines.

Board staff also developed an informational sheet that highlights 10 tips to assist an applicant or registrant in avoiding the most common errors during the pathway to licensure. This publication is available on the Board's website and is distributed by staff at outreach events.

The Board worked with stakeholders to create a document to help consumers better understand the types of mental health professionals available to them. These documents include information about Board-licensed professions, examples of clients commonly seen by each profession, and common work settings for each profession.

Strategic Planning – Diversity, Equity and Inclusion (DEI)

In support of the Governor's Executive Order (N-16-22) that directed state agencies and departments to take additional actions to embed equity analysis and considerations into policies and practices, the Board conducted a supplemental strategic planning session that focused on DEI. This included completing an environmental scan that generated approximately 2,500 responses from Board members, staff, and stakeholders. The environmental scan resulted in amendments to the Board's current 2022-2026 Strategic Plan, which was approved in May 2024.

Organizational Restructure

To enhance efficiency and improve overall productivity, the Board restructured its Registration and Licensing Units. The restructure consisted of utilizing current resources to create two new manager positions. One manager position allowed the Board to create a unit solely dedicated to the registration application process. Previously, this unit was combined with the Cashiering and Examination Units. The other manager position was allocated to the Licensing Unit. This allowed for a more effective staffing alignment between the Board license types and increased management oversight.

BBS Process Improvement Project

Board staff have worked with DCA's Organizational Improvement Office (OIO) over the last few years to document the Board's business processes for the Administrative, Licensing, Examination, and Enforcement Units, as well as analyze business processes for efficiency. The project concluded with a final report from OIO in December 2023. The report identified strategies and made recommendations to improve the Board's business processes.

NEW LEGISLATION

SB 1024 (Ochoa Bogh, Chapter 160, Statutes of 2024) clarifies that licensees of the Board only have to physically display a license or registration when providing services in person and adds the requirement that licensees include their license information in the written "Notice to Clients" that they must provide prior to initiating psychotherapy services. This bill also clarifies who qualifies as a supervisee for the purposes of group supervision and supervision in nonexempt settings.

BOARD OF BEHAVIORAL SCIENCES

LICENSE REQUIREMENTS*

LICENSE REQUIREMENTS	Y/N
CONTINUING EDUCATION/COMPETENCY	Y
DEGREE/PROFESSIONAL SCHOOLING	Y
EXAMINATION	Y
FINGERPRINT REQUIREMENT	Y
QUALIFYING EXPERIENCE (MAY INCLUDE EDUCATION)	Y

* Applicable to specific license types. Refer to the laws and regulations for details.

FEES*

LICENSE TYPE	ACTUAL FEE	STATUTORY LIMIT
ASSOCIATE MARRIAGE AND FAMILY THERAPIST		
APPLICATION FEE	\$150.00	\$300.00
RENEWAL FEE	\$150.00	\$300.00
CALIFORNIA LAW AND ETHICS EXAMINATION	\$150.00	\$300.00
ASSOCIATE PROFESSIONAL CLINICAL COUNSELOR		
APPLICATION FEE	\$150.00	\$300.00
RENEWAL FEE	\$150.00	\$300.00
CALIFORNIA LAW AND ETHICS EXAMINATION	\$150.00	\$300.00
ASSOCIATE SOCIAL WORKER		
APPLICATION FEE	\$150.00	\$300.00
RENEWAL FEE	\$150.00	\$300.00
CALIFORNIA LAW AND ETHICS EXAMINATION	\$150.00	\$300.00
LICENSED CLINICAL SOCIAL WORKER		
APPLICATION FEE	\$250.00	\$500.00
CLINICAL EXAMINATION FEE (NATIONAL)	N/A	N/A
INITIAL LICENSE FEE	\$250.00	\$400.00
RENEWAL FEE	\$200.00	\$400.00
LICENSED EDUCATIONAL PSYCHOLOGIST		
APPLICATION FEE	\$250.00	\$500.00
CLINICAL EXAMINATION FEE (NATIONAL)	\$250.00	\$500.00
INITIAL LICENSE FEE	\$250.00	\$400.00
RENEWAL FEE	\$200.00	\$400.00
LICENSED MARRIAGE AND FAMILY THERAPIST		
APPLICATION FEE	\$250.00	\$500.00
CLINICAL EXAMINATION FEE	\$250.00	\$500.00
INITIAL LICENSE FEE	\$250.00	\$400.00
RENEWAL FEE	\$200.00	\$400.00

LICENSE TYPE (CONTINUED)	ACTUAL FEE	STATUTORY LIMIT
LICENSED PROFESSIONAL CLINICAL COUNSELOR		
APPLICATION FEE	\$250.00	\$500.00
CLINICAL EXAMINATION FEE (NATIONAL)	N/A	N/A
INITIAL LICENSE FEE	\$250.00	\$400.00
RENEWAL FEE	\$200.00	\$400.00

* Additional fees may be required. Refer to the laws and regulations for details.

SUMMARY OF LICENSING ACTIVITY

INITIAL LICENSES/REGISTRATIONS/CERTIFICATES/PERMITS			
LICENSE TYPE	APPLICATIONS RECEIVED	ISSUED	RENEWED
ASSOCIATE CLINICAL SOCIAL WORKER REGISTRATION	4,816	4,765	13,114
ASSOCIATE MARRIAGE AND FAMILY THERAPIST REGISTRATION	4,893	4,917	11,489
ASSOCIATE PROFESSIONAL CLINICAL COUNSELOR REGISTRATION	1,982	78	3,601
LICENSED CLINICAL SOCIAL WORKER LICENSE	2,709	2,740	15,429
LICENSED EDUCATIONAL PSYCHOLOGIST LICENSE	185	182	836
LICENSED MARRIAGE AND FAMILY THERAPIST LICENSE	2,595	2,602	22,918
LICENSED PROFESSIONAL CLINICAL COUNSELOR LICENSE	918	906	1,808
TOTAL	18,098	16,190	69,195

APPLICATIONS FOR INITIAL EXAMINATION/RE-EXAMINATION				
LICENSE TYPE	EXAM TYPE	INITIAL APPLICATIONS FOR EXAMINATION RECEIVED	APPLICATIONS FOR RE-EXAMINATION RECEIVED	EXAMINATION APPLICATIONS APPROVED
LICENSED CLINICAL SOCIAL WORKER	CLINICAL EXAM	2,827	2,138	2,839
LICENSED CLINICAL SOCIAL WORKER	LAW AND ETHICS	4,385	1,907	4,386
LICENSED EDUCATIONAL PSYCHOLOGIST	STANDARD WRITTEN	187	82	191
LICENSED MARRIAGE AND FAMILY THERAPIST	CLINICAL EXAM	2,888	1,254	2,671
LICENSED MARRIAGE AND FAMILY THERAPIST	LAW AND ETHICS	3,934	1,546	3,941

BOARD OF BEHAVIORAL SCIENCES

APPLICATIONS FOR INITIAL EXAMINATION/RE-EXAMINATION (CONTINUED)				
LICENSE TYPE	EXAM TYPE	INITIAL APPLICATIONS FOR EXAMINATION RECEIVED	APPLICATIONS FOR RE-EXAMINATION RECEIVED	EXAMINATION APPLICATIONS APPROVED
LICENSED PROFESSIONAL CLINICAL COUNSELOR	LAW AND ETHICS	1,652	693	1,626
LICENSED PROFESSIONAL CLINICAL COUNSELOR	NCMHCE	697	0	732
TOTAL		16,570	7,620	16,386

LICENSING POPULATION BY TYPE					
LICENSE TYPE	ACTIVE LICENSES/ REGISTRATIONS/ CERTIFICATES/ PERMITS	DELINQUENT/ EXPIRED	RETIRED	INACTIVE	OTHER
ASSOCIATE CLINICAL SOCIAL WORKER	16,517	3,057	N/A	0	0
ASSOCIATE MARRIAGE AND FAMILY THERAPIST	15,042	1,903	N/A	0	0
ASSOCIATE PROFESSIONAL CLINICAL COUNSELOR	5,112	2,136	N/A	0	0
LICENSED CLINICAL SOCIAL WORKER	35,062	2,136	1,025	2,227	0
LICENSED EDUCATIONAL PSYCHOLOGIST	1,702	299	133	279	0
LICENSED MARRIAGE AND FAMILY THERAPIST	47,978	3,378	1,888	3,646	0
LICENSED PROFESSIONAL CLINICAL COUNSELOR	4,534	146	9	182	0
TEMPORARY 30 DAY PRACTICE ALLOWANCE (OUT OF STATE LICENSEES ONLY)	225	0	N/A	0	0
TOTAL	125,172	13,055	3,055	6,334	0

RENEWAL AND CONTINUING EDUCATION (CE)		
LICENSE TYPE	FREQUENCY OF RENEWAL	NUMBER OF CE HOURS REQUIRED EACH CYCLE
ASSOCIATE CLINICAL SOCIAL WORKER	EVERY YEAR	N/A
ASSOCIATE MARRIAGE AND FAMILY THERAPIST	EVERY YEAR	N/A
ASSOCIATE PROFESSIONAL CLINICAL COUNSELOR	EVERY YEAR	N/A
LICENSED CLINICAL SOCIAL WORKER	EVERY 2 YEARS	36
LICENSED EDUCATIONAL PSYCHOLOGIST	EVERY 2 YEARS	36
LICENSED MARRIAGE AND FAMILY THERAPIST	EVERY 2 YEARS	36
LICENSED PROFESSIONAL CLINICAL COUNSELOR	EVERY 2 YEARS	36

EXAMINATION RESULTS				
LICENSE TYPE	EXAM DESCRIPTION	% PASS	% FAIL	TOTAL NUMBER CANDIDATES
LICENSED MARRIAGE AND FAMILY THERAPIST	LMFT CLINICAL EXAM	85%	15%	2,414
LICENSED MARRIAGE AND FAMILY THERAPIST	LMFT LAW AND ETHICS	80%	20%	3,756
LICENSED CLINICAL SOCIAL WORKER	LCSW CLINICAL EXAM (ASWB)	73%	27%	2,454
LICENSED CLINICAL SOCIAL WORKER	LCSW LAW AND ETHICS	78%	22%	4,311
LICENSED EDUCATIONAL PSYCHOLOGIST	LEP STANDARD WRITTEN EXAM	76%	24%	179
LICENSED PROFESSIONAL CLINICAL COUNSELOR	LPCC LAW AND ETHICS	71%	29%	1,559
LICENSED PROFESSIONAL CLINICAL COUNSELOR	NCMHCE EXAM	79%	21%	643

BOARD OF BEHAVIORAL SCIENCES

SUMMARY OF ENFORCEMENT ACTIVITY

COMPLAINTS—INTAKE	
2,984	RECEIVED
920	CLOSED WITHOUT REFERRAL FOR INVESTIGATION
2,058	REFERRED FOR INVESTIGATION
18	PENDING

INVESTIGATIONS	
2,058	OPENED
2,174	CLOSED
399	PENDING

ENFORCEMENT AGING—COMPLETED INTAKE AND INVESTIGATIONS	
1,616	UP TO 90 DAYS
308	91 TO 180 DAYS
175	181 DAYS TO 1 YEAR
66	1 TO 2 YEARS
9	2 TO 3 YEARS
0	OVER 3 YEARS
4	AVERAGE NUMBER OF DAYS FROM RECEIPT OF COMPLAINT TO ASSIGNMENT OF INVESTIGATOR
76	AVERAGE NUMBER OF DAYS FOR ALL INVESTIGATION OUTCOMES (FROM START OF INVESTIGATION TO REFERRAL FOR PROSECUTION OR CASE CLOSURE WITHOUT REFERRAL FOR PROSECUTION)
78	AVERAGE NUMBER OF DAYS FROM RECEIPT OF COMPLAINT TO REFERRAL FOR ACTION/PROSECUTION OR CASE CLOSURE WITHOUT REFERRAL FOR ACTION/PROSECUTION

INSPECTIONS	
0	CONDUCTED
0	CITATIONS ISSUED
0	DISCIPLINARY ACTION TAKEN

CITATIONS AND FINES	
1	ISSUED WITHOUT A FINE
37	ISSUED WITH A FINE
10	WITHDRAWN/DISMISSED/REDUCED/MODIFIED
202	AVERAGE NUMBER OF DAYS TO ISSUE A CITATION
0	ADMINISTRATIVE FINES

TOTAL AMOUNT OF FINES	
\$44,100.00	ASSESSED
\$16,800.00	WITHDRAWN/DISMISSED/REDUCED
\$26,732.76	COLLECTED

CRIMINAL/CIVIL ACTIONS	
1	REFERRALS FOR CRIMINAL/CIVIL ACTION
1	CRIMINAL ACTIONS FILED
0	CIVIL ACTIONS FILED

OFFICE OF THE ATTORNEY GENERAL/INHOUSE/DISCIPLINARY ACTIONS	
91	CASES OPENED/INITIATED
85	CASES CLOSED
0	- CONSOLIDATED CASES CLOSED
28	CASES PENDING - AG PRE-FILING
48	CASES PENDING - AG POST-FILING

ENFORCEMENT AGING – COMPLETED ATTORNEY GENERAL AND INHOUSE CASES	
62	UP TO 1 YEAR
18	1 TO 2 YEARS
0	2 TO 3 YEARS
0	OVER 3 YEARS

FORMAL ACTIONS FILED/WITHDRAWN/DISMISSED	
3	RESTRAINING/RESTRICTION/SUSPENSION ORDERS SOUGHT
1	RESTRAINING/RESTRICTION/SUSPENSION ORDERS GRANTED
47	ACCUSATIONS FILED
7	PETITIONS TO REVOKE PROBATION AND ACCUSATIONS AND PETITIONS TO REVOKE PROBATION FILED
2	ACCUSATIONS WITHDRAWN/DISMISSED
0	PETITIONS TO REVOKE PROBATION AND ACCUSATIONS AND PETITIONS TO REVOKE PROBATION WITHDRAWN/DISMISSED

BOARD OF BEHAVIORAL SCIENCES

ADMINISTRATIVE OUTCOMES/FINAL ORDERS	
9	REVOCATION
10	SURRENDER OF LICENSE
0	PROBATION WITH SUSPENSION
0	SUSPENSION ONLY
32	PROBATION ONLY
0	PUBLIC REPRIMAND/PUBLIC REPROVAL/PUBLIC LETTER OF REPRIMAND
0	OTHER DECISIONS
51	TOTAL
276	AVERAGE NUMBER OF DAYS FROM CLOSURE OF INVESTIGATION TO IMPOSING FORMAL DISCIPLINE
431	AVERAGE NUMBER OF DAYS TO IMPOSE DISCIPLINE FROM RECEIPT OF COMPLAINT

PROBATION	
59	PROBATIONS COMPLETED
211	PROBATIONERS PENDING (CLOSE OF FY) (BOTH FACILITIES AND INDIVIDUALS)
0	CEASE PRACTICE ORDERS ISSUED

SUBSEQUENT DISCIPLINE	
6	PROBATIONS REVOKED
17	PROBATIONER'S LICENSE SURRENDERED
0	ADDITIONAL PROBATION WITH SUSPENSION
4	ADDITIONAL PROBATION
0	OTHER CONDITIONS ADDED ONLY
0	OTHER PROBATION OUTCOME

PETITION FOR MODIFICATION OR TERMINATION OF PROBATION	
9	GRANTED
4	DENIED

PETITION FOR REINSTATEMENT OF REVOKED/SURRENDERED LICENSE/REGISTRATION/CERTIFICATE	
2	GRANTED
1	- LICENSE ISSUED WITH NO RESTRICTIONS
1	- LICENSE ISSUED AND PLACED ON PROBATION
0	- LICENSE ISSUED AND PLACED ON PROBATION WITH PRECEDENT CONDITION
0	- OTHER DECISION
0	DENIED

ADMINISTRATIVE/CRIMINAL COST RECOVERY	
\$114,105.50	ADMINISTRATIVE COST RECOVERY ORDERED
\$0.00	- ORDERED WITH REVOKED/SURRENDERED DECISION
\$114,105.50	- ORDERED WITH ALL OTHER DECISIONS
\$0.00	ADMINISTRATIVE COST RECOVERY COLLECTED
0	CRIMINAL COST RECOVERY ORDERED
0	CRIMINAL COST RECOVERY COLLECTED

RESTITUTION TO CONSUMERS/REFUNDS/SAVINGS	
N/A	RESTITUTION ORDERED
N/A	AMOUNT REFUNDED
N/A	REWORK AT NO CHARGE
N/A	ADJUSTMENTS/RETURNS/EXCHANGES
N/A	TOTAL SAVINGS ACHIEVED FOR CONSUMERS

SUBSTANCE ABUSING LICENSEES	
108	PROBATIONERS SUBJECT TO DRUG TESTING
2,751	DRUG TESTS ORDERED
15	POSITIVE DRUG TESTS

APPLICANT ACTION	
52	LICENSE APPLICATION DENIED (NO APPEAL)
24	STATEMENTS OF ISSUES FILED
0	LICENSE DENIED (STATEMENT OF ISSUES GRANTED)
22	LICENSE ISSUED WITH PROBATION OR PROBATIONARY LICENSE ISSUED
0	LICENSE GRANTED (STATEMENT OF ISSUES DENIED)
0	LICENSE ISSUED WITH A PUBLIC LETTER OF REPRIMAND
10	STATEMENT OF ISSUES WITHDRAWN



CEMETERY AND FUNERAL BUREAU

Licenses and regulates funeral establishments and funeral directors; embalmers and apprentices; cemetery brokers, salespersons, and managers; cremated remains disposers, crematories, hydrolysis facilities, and crematory managers; and privately owned cemeteries in California.

www.cfb.ca.gov

Staff: 28.5 civil servant positions, 1 exempt

Licenses, Registrations, Certificates, and Permits: 10,534

Advisory Committee Membership: 3 public representatives, 4 licensees

Bureau Leadership:

Gina Sanchez

Chief

gina.sanchez@dca.ca.gov

Sandra Patterson

Deputy Chief

sandra.patterson@dca.ca.gov

Laws and Regulations:

Business and Professions Code section 7600–7746

California Code of Regulations, title 16, section 1200–1291

California Code of Regulations, title 16, section 2300–2390

Health and Safety Code section 7000–9677, section 102100–103800

Government Code section 27460–27530

Welfare and Institutions Code section 11150–11160, section 12150–12156, section 17400–17410

Sunset Review:

Last review: 2024 | Next review: 2028

BUREAU HIGHLIGHTS

RECIPROCITY

The Bureau does not have reciprocity.

ACCOMPLISHMENTS

Technological Advancements

In March 2024, the Bureau released an online application for funeral establishments through its new software platform, CFB Connect. This modernization initiative empowers licensees to manage their licenses more effectively online and will allow consumers to easily file complaints and monitor status updates. CFB Connect improves accessibility of applications, renewals, and required licensee reports promoting continuity of licensure and business in California.

Consumer Protection

The Bureau's Audit Unit conducted 72 reviews of audited trust funds reports and remediated over \$300,000 in mismanaged or untrusted funds.

Communications and Outreach

The Bureau provided stakeholders with resources and educational information regarding the regulation and operation of the death care industry and participated in multiple outreach events.

The events included:

- Providing a guest lecture for the American River College Mortuary Program.
- Attending the North America Death Care Regulators Association meeting.

CEMETERY AND FUNERAL BUREAU

- Attending both annual California association meetings to provide an update on Bureau activities and legislative and regulatory changes.
- Attending the Army Base Fort Irwin Education, Credentialing, and Resource Fair.
- Presenting to consumers at the End-of-Life Care Coalition.
- Presenting to consumers at the West San Gabriel Valley Elder Abuse Coalition.
- Presenting at Assemblymember Bill Essayli's Senior Scam Stopper Event in Corona.

Sunset Review

The Bureau submitted its 2024 Sunset Review Report on January 3, 2024. On March 11, 2024, the DCA director and CFB bureau chief participated in a joint oversight hearing held by the Senate Committee on Business, Professions and Economic Development and Assembly Committee on Business and Professions. The Bureau's sunset bill extends the Bureau's regulation of the death care industry to January 1, 2029, and includes various provisions to aid the Bureau in its consumer protection mission specifically related to cemetery endowment care funds.

NEW LEGISLATION

AB 3254 (Berman, Chapter 589, Statutes of 2024) is the sunset bill for the Bureau. This bill extends the sunset date for the Bureau to January 1, 2029. It also makes other statutory changes in response to issues raised in the sunset review process, including establishing a working group to explore long-term solutions for abandoned cemeteries, requiring the Bureau to conserve endowment care funds for abandoned cemeteries, and requiring licensed cemeteries to provide the Bureau with specified information for an endowment care sufficiency study report.

LICENSE REQUIREMENTS*

LICENSE REQUIREMENTS	Y/N
CONTINUING EDUCATION/COMPETENCY	N
DEGREE/PROFESSIONAL SCHOOLING	Y
EXAMINATION	Y
FINGERPRINT REQUIREMENT	Y
QUALIFYING EXPERIENCE (MAY INCLUDE EDUCATION)	Y

* Applicable to specific license types. Refer to the laws and regulations for details.

FEES

LICENSE TYPE	ACTUAL FEE	STATUTORY LIMIT
APPRENTICE EMBALMER		
REGISTRATION FEE	\$120.00	\$120.00
CEMETERY BRANCH ADDITIONAL		
LICENSE FEE	\$190.00	\$190.00
RENEWAL FEE	\$190.00	\$190.00
CEMETERY BRANCH BROKER		
LICENSE FEE	\$190.00	\$190.00
RENEWAL FEE	\$190.00	\$190.00
CEMETERY BROKER		
APPLICATION/ CEMETERY BROKER EXAMINATION/LICENSE FEE	\$750.00	\$750.00
RENEWAL FEE	\$560.00	\$560.00
CEMETERY MANAGER		
LICENSE FEE	\$130.00	\$130.00
CEMETERY MANAGER WRITTEN EXAMINATION FEE	\$800.00	\$900.00
RENEWAL FEE	\$150.00	\$150.00
CEMETERY SALESPERSON		
LICENSE FEE	\$60.00	\$60.00
RENEWAL FEE	\$50.00	\$50.00
CERTIFICATE OF AUTHORITY (CEMETERY)		
APPLICATION/LICENSE FEE	\$750.00	\$750.00
RENEWAL FEE	\$750.00	\$750.00
CREMATED REMAINS DISPOSER		
REGISTRATION FEE	\$190.00	\$190.00
RENEWAL FEE	\$100.00	\$100.00
CREMATORY		
APPLICATION/LICENSE FEE	\$750.00	\$750.00
RENEWAL FEE	\$750.00	\$750.00
CREMATORY MANAGER		
LICENSE FEE	\$130.00	\$130.00
CREMATORY MANAGER WRITTEN EXAMINATION FEE	\$680.00	\$680.00
RENEWAL FEE	\$150.00	\$150.00

CEMETERY AND FUNERAL BUREAU

LICENSE TYPE (CONTINUED)	ACTUAL FEE	STATUTORY LIMIT
EMBALMER		
APPLICATION/ EMBALMER CALIFORNIA EXAMINATION/LICENSE FEE	\$280.00	\$280.00
RENEWAL FEE	\$190.00	\$190.00
FUNERAL DIRECTOR		
LICENSE FEE	\$380.00	\$380.00
FUNERAL DIRECTOR WRITTEN EXAMINATION FEE	\$190.00	\$190.00
RENEWAL FEE	\$380.00	\$380.00
FUNERAL ESTABLISHMENT		
APPLICATION/LICENSE FEE	\$750.00	\$750.00
RENEWAL FEE	\$750.00	\$750.00
HYDROLYSIS FACILITY		
APPLICATION/LICENSE FEE	\$900.00	\$900.00
RENEWAL FEE	\$900.00	\$900.00

SUMMARY OF LICENSING ACTIVITY

INITIAL LICENSES/REGISTRATIONS/CERTIFICATES/PERMITS			
LICENSE TYPE	APPLICATIONS RECEIVED	ISSUED	RENEWED
ALKALINE HYDROLYSIS FACILITY	2	3	1
APPRENTICE EMBALMER	63	60	0
CEMETERY BROKER	44	31	190
CEMETERY BROKER ADDITIONAL	0	1	8
CEMETERY BROKER BRANCH	2	0	50
CEMETERY MANAGER	42	22	276
CEMETERY SALESPERSON	864	899	3,471
CERTIFICATE OF AUTHORITY (CEMETERY)	4	2	186
CREMATED REMAINS DISPOSER	25	19	125
CREMATORY	8	7	219
CREMATORY MANAGER	43	36	497
EMBALMER	60	60	1,360
FUNERAL ESTABLISHMENT	33	32	1,070
FUNERAL DIRECTOR	279	135	2,071
TOTAL	1,469	1,307	9,524

APPLICATIONS FOR INITIAL EXAMINATION/RE-EXAMINATION				
LICENSE TYPE	EXAM TYPE	INITIAL APPLICATIONS FOR EXAMINATION RECEIVED	APPLICATIONS FOR RE-EXAMINATION RECEIVED	EXAMINATION APPLICATIONS APPROVED
CEMETERY BROKER	CEMETERY BROKER EXAMINATION	32	7	0
CEMETERY MANAGER	CEMETERY MANAGER EXAMINATION	42	0	45
CREMATORY MANAGER	CREMATORY MANAGER EXAMINATION	43	0	46
EMBALMER	EMBALMER EXAMINATION	60	0	65
FUNERAL DIRECTOR	FUNERAL DIRECTOR EXAMINATION	279	0	250
TOTAL		193	7	181

LICENSING POPULATION BY TYPE					
LICENSE TYPE	ACTIVE LICENSES/ REGISTRATIONS/ CERTIFICATES/ PERMITS	DELINQUENT/ EXPIRED	RETIRED	INACTIVE	OTHER
ALKALINE HYDROLYSIS FACILITY	4	0	0	0	0
APPRENTICE EMBALMER	359	71	0	0	0
CEMETERY BROKER	197	29	0	0	0
CEMETERY BROKER ADDITIONAL	11	3	0	0	0
CEMETERY BROKERS BRANCH	59	1	0	0	0
CEMETERY MANAGER	301	76	0	0	0
CEMETERY SALESPERSON	3,886	804	0	0	1
CERTIFICATE OF AUTHORITY - CEMETERY	184	3	0	0	0
CREMATORY MANAGER	526	146	0	0	0
CREMATED REMAINS DISPOSER	138	106	0	0	0
CREMATORY	229	4	0	0	0
EMBALMER	1,377	400	0	0	1
FUNERAL DIRECTOR	2,172	645	0	0	0
FUNERAL DIRECTOR ESTABLISHMENT	1,095	24	0	0	0
TOTAL	10,534	2,312	0	0	2

CEMETERY AND FUNERAL BUREAU

RENEWAL AND CONTINUING EDUCATION (CE)

LICENSE TYPE	FREQUENCY OF RENEWAL
CEMETERY BRANCH BROKER*	EVERY YEAR
CEMETERY BROKER/ADDITIONAL BROKER*	EVERY YEAR
CEMETERY MANAGER*	EVERY YEAR
CEMETERY SALESPERSON*	EVERY YEAR
CERTIFICATE OF AUTHORITY (CEMETERY)*	EVERY YEAR
CREMATED REMAINS DISPOSER*	EVERY YEAR
CREMATORY*	EVERY YEAR
CREMATORY MANAGER*	EVERY YEAR
EMBALMER*	EVERY YEAR
FUNERAL DIRECTOR*	EVERY YEAR
FUNERAL ESTABLISHMENT*	EVERY YEAR
HYDROLYSIS FACILITY*	EVERY YEAR

* There are no continuing education requirements for this license type.

EXAMINATION RESULTS

LICENSE TYPE	EXAM DESCRIPTION	% PASS	% FAIL	TOTAL NUMBER CANDIDATES
CEMETERY BROKER	CEMETERY BROKER WRITTEN EXAMINATION	38	62	13
CEMETERY MANAGER	CEMETERY MANAGER WRITTEN EXAMINATION	60	40	35
CREMATORY MANAGER	CREMATORY MANAGER WRITTEN EXAMINATION	85	15	48
EMBALMER	EMBALMER CALIFORNIA LAW EXAMINATION	97	3	62
FUNERAL DIRECTOR	FUNERAL DIRECTOR WRITTEN EXAMINATION	68	32	208

SUMMARY OF ENFORCEMENT ACTIVITY

COMPLAINTS—INTAKE

1,079	RECEIVED
0	CLOSED WITHOUT REFERRAL FOR INVESTIGATION
1,085	REFERRED FOR INVESTIGATION
6	PENDING

INVESTIGATIONS

1,081	OPENED
997	CLOSED
306	PENDING

ENFORCEMENT AGING—COMPLETED INTAKE AND INVESTIGATIONS

630	UP TO 90 DAYS
180	91 TO 180 DAYS
171	181 DAYS TO 1 YEAR
13	1 TO 2 YEARS
1	2 TO 3 YEARS
0	OVER 3 YEARS
6	AVERAGE NUMBER OF DAYS FROM RECEIPT OF COMPLAINT TO ASSIGNMENT OF INVESTIGATOR (START OF INVESTIGATION)
82	AVERAGE NUMBER OF DAYS FOR ALL INVESTIGATION OUTCOMES (FROM START OF INVESTIGATION TO REFERRAL FOR PROSECUTION OR CASE CLOSURE WITHOUT REFERRAL FOR PROSECUTION)
86	AVERAGE NUMBER OF DAYS FROM RECEIPT OF COMPLAINT TO REFERRAL FOR ACTION/PROSECUTION OR CASE CLOSURE WITHOUT REFERRAL FOR ACTION/PROSECUTION

INSPECTIONS

1,173	CONDUCTED
20	CITATIONS ISSUED
0	DISCIPLINARY ACTION TAKEN

CITATIONS AND FINES

1	ISSUED WITHOUT A FINE
214	ISSUED WITH A FINE
10	WITHDRAWN/DISMISSED/REDUCED
79	AVERAGE NUMBER OF DAYS TO ISSUE A CITATION (FROM COMPLAINT RECEIPT/INSPECTION CONDUCTED TO CITATION ISSUED)

TOTAL AMOUNT OF FINES

\$97,650.00	ASSESSED
\$5,650.00	WITHDRAWN/DISMISSED/REDUCED
\$106,650.00	COLLECTED

CRIMINAL/CIVIL ACTIONS

0	REFERRALS FOR CRIMINAL/CIVIL ACTION
0	CRIMINAL ACTIONS FILED
0	CIVIL ACTIONS FILED

OFFICE OF THE ATTORNEY GENERAL/INHOUSE/DISCIPLINARY ACTIONS

8	CASES OPENED/INITIATED
21	CASES CLOSED
11	- CONSOLIDATED CASES CLOSED
0	CASES PENDING - AG PRE-FILING
8	CASES PENDING - AG POST-FILING

CEMETERY AND FUNERAL BUREAU

ENFORCEMENT AGING – COMPLETED ATTORNEY GENERAL AND INHOUSE CASES	
3	UP TO 1 YEAR
17	1 TO 2 YEARS
1	2 TO 3 YEARS
0	OVER 3 YEARS

FORMAL ACTIONS FILED/WITHDRAWN/DISMISSED	
0	RESTRAINING/RESTRICTION/SUSPENSION ORDERS SOUGHT
0	RESTRAINING/RESTRICTION/SUSPENSION ORDERS GRANTED
5	ACCUSATIONS FILED
1	PETITIONS TO REVOKE PROBATION AND ACCUSATIONS AND PETITIONS TO REVOKE PROBATION FILED
0	ACCUSATIONS WITHDRAWN/DISMISSED

ADMINISTRATIVE OUTCOMES/FINAL ORDERS	
2	REVOCATION
16	SURRENDER OF LICENSE
0	PROBATION WITH SUSPENSION
0	SUSPENSION ONLY
1	PROBATION ONLY
0	PUBLIC REPRIMAND/PUBLIC REPROVAL/PUBLIC LETTER OF REPRIMAND
0	OTHER DECISIONS
19	TOTAL
491	AVERAGE NUMBER OF DAYS FROM CLOSURE OF INVESTIGATION TO IMPOSING FORMAL DISCIPLINE
0	AVERAGE NUMBER OF DAYS TO IMPOSE DISCIPLINE FROM RECEIPT OF COMPLAINT

PROBATION	
6	PROBATIONS COMPLETED
0	PROBATIONERS PENDING (CLOSE OF FY)
0	CEASE PRACTICE ORDERS ISSUED

SUBSEQUENT DISCIPLINE	
1	PROBATIONS REVOKED
0	PROBATIONER'S LICENSE SURRENDERED
0	ADDITIONAL PROBATION WITH SUSPENSION
0	ADDITIONAL PROBATION
0	OTHER CONDITIONS ADDED ONLY
0	OTHER PROBATION OUTCOME

PETITION FOR MODIFICATION OR TERMINATION OF PROBATION	
0	GRANTED
0	DENIED

PETITION FOR REINSTATEMENT OF REVOKED/SURRENDERED LICENSE/REGISTRATION/CERTIFICATE	
0	GRANTED
0	- LICENSE ISSUED WITH NO RESTRICTIONS
0	- LICENSE ISSUED AND PLACED ON PROBATION
0	- LICENSE ISSUED AND PLACED ON PROBATION WITH PRECEDENT CONDITION
0	- OTHER DECISION
1	DENIED

ADMINISTRATIVE/CRIMINAL COST RECOVERY	
\$8,000.00	ADMINISTRATIVE COST RECOVERY ORDERED
\$0.00	- ORDERED WITH REVOKED/SURRENDERED DECISION
\$80,000.00	- ORDERED WITH ALL OTHER DECISIONS
\$21,800.00	ADMINISTRATIVE COST RECOVERY COLLECTED
0	CRIMINAL COST RECOVERY ORDERED
0	CRIMINAL COST RECOVERY COLLECTED

RESTITUTION TO CONSUMERS/REFUNDS/SAVINGS	
0	RESTITUTION ORDERED
\$25,568.16	AMOUNT REFUNDED
0	REWORK AT NO CHARGE
0	ADJUSTMENTS/RETURNS/EXCHANGES
\$25,568.16	TOTAL SAVINGS ACHIEVED FOR CONSUMERS

SUBSTANCE ABUSING LICENSEES	
N/A	PROBATIONERS SUBJECT TO DRUG TESTING
N/A	DRUG TESTS ORDERED
N/A	POSITIVE DRUG TESTS

APPLICANT ACTION	
3	LICENSE APPLICATION DENIED (PRE-HEARING)
1	STATEMENTS OF ISSUES FILED
1	LICENSE DENIED (STATEMENT OF ISSUES GRANTED)
0	LICENSE ISSUED WITH PROBATION OR PROBATIONARY LICENSE ISSUED
1	LICENSE GRANTED (STATEMENT OF ISSUES DENIED)
0	LICENSE ISSUED WITH A PUBLIC LETTER OF REPRIMAND
0	STATEMENT OF ISSUES WITHDRAWN



BOARD OF CHIROPRACTIC EXAMINERS

Licenses and regulates chiropractors. Registers and certifies chiropractic corporations, referral services, and satellite offices.

www.chiro.ca.gov

Staff: 17.8 civil servant positions, 1 exempt

Licenses, Registrations, Certificates, and Permits: 16,895

Board Membership: 2 public representatives, 5 licensees

Board Leadership:

Kristin Walker

Executive Officer

kristin.walker@dca.ca.gov

Tammi Pitto

Assistant Executive Officer

tammi.pitto@dca.ca.gov

Laws and Regulations:

Chiropractic Initiative Act of California, Business and Professions Code section 1000–1058

California Code of Regulations, title 16, section 301–390.6

Sunset Review:

Last review: 2022 | Next review: 2026

BOARD HIGHLIGHTS

RECIPROCITY

The Board does not have reciprocity.

ACCOMPLISHMENTS

Technological Advancements

The Board continued to collaborate with DCA's Office of Information Services (OIS) on the implementation of a modern application, licensing, and enforcement system known as Connect. The Board enhanced the user experience for applicants and licensees, resulting in an 86% utilization rate by new applicants for licensure.

Future project phases in fiscal year 2024/25 will focus on developing continuing education application, approval, and audit processes and expanding system compatibility with mobile devices.

Communications and Outreach

The Board participated in a series of roundtable discussions with leaders of chiropractic colleges and associations to gather input on the Board's modernization of approval standards for Doctor of Chiropractic (D.C.) degree programs, including curriculum requirements that reflect the unique needs of California consumers.

The Board also engaged directly with students, applicants, licensees, and other stakeholders by conducting presentations on upcoming regulatory changes, the enforcement process, and tips for safeguarding a chiropractic practice from potential violations.

BOARD OF CHIROPRACTIC EXAMINERS

Strategic Plan

Building upon the Board's vision of ensuring California consumers receive high-quality, patient-centered and collaborative care, in May 2024, the Board received training in diversity, equity, and inclusion (DEI) and engaged in a supplemental strategic planning session to modify the goals and objectives to more effectively advance equity and serve all Californians. The updated 2022-2026 Strategic Plan was adopted by the Board in October 2024.

Updates to Enforcement

The Board implemented a series of enhancements to its case management, desk investigation, and field investigation workflows to improve productivity, reduce investigation time frames, and, most importantly, ensure a consumer-centered approach to the complaint process.

The Board hired additional special investigators and trained its enforcement analysts on chiropractic practice, interviewing, and report writing to expand the Board's internal investigation capacity. The Board also created a new case management section to focus on licensee arrests and convictions, records issues, citations, disciplinary cases, probation monitoring, and policy recommendations.

As a result of these efforts, the Enforcement Unit closed 572 complaints while reducing its pending caseload by 35%.

Leadership in the Chiropractic Profession

The Board worked to ensure California's priorities, interests, and perspectives were represented at the national level. During the annual meeting of the Federation of Chiropractic Licensing Boards (FCLB), Board Chair David Paris, D.C., was elected District IV Director by representatives of the other Southwest state chiropractic boards. Additionally, Vice Chair Laurence Adams, D.C. was selected to participate in FCLB's new Recognized Chiropractic Specialty Programs Committee, which is tasked with protecting consumers by assessing the rigor and quality of chiropractic specialty programs.

NEW LEGISLATION

There was no enacted legislation solely related to the Board.

LICENSE REQUIREMENTS*

LICENSE REQUIREMENTS	Y/N
CONTINUING EDUCATION/COMPETENCY	Y
DEGREE/PROFESSIONAL SCHOOLING	Y
EXAMINATION	Y
FINGERPRINT REQUIREMENT	Y
QUALIFYING EXPERIENCE (MAY INCLUDE EDUCATION)	N

* Applicable to specific license types. Refer to the laws and regulations for details.

FEES*

LICENSE TYPE	ACTUAL FEE	STATUTORY LIMIT
CHIROPRACTIC CORPORATION		
CORPORATION REGISTRATION APPLICATION	\$171.00	\$171.00
CORPORATION SPECIAL REPORT FILING	\$98.00	\$98.00
CORPORATION RENEWAL FILING	\$62.00	\$62.00
CONTINUING EDUCATION PROVIDERS		
CONTINUING EDUCATION PROVIDER RENEWAL	\$118.00	\$118.00
CONTINUING EDUCATION PROVIDER APPLICATION	\$291.00	\$291.00
CONTINUING EDUCATION COURSE APPLICATION	\$116.00 per hour of instruction	\$116.00 per hour of instruction
DOCTOR OF CHIROPRACTIC		
INITIAL LICENSE	\$137.00	\$137.00
LICENSE APPLICATION FEE	\$345.00	\$345.00
LICENSE RENEWAL	\$336.00	\$500.00
LICENSE REPLACEMENT	\$71.00	\$71.00
PETITION FOR EARLY TERMINATION OF PROBATION OR REDUCTION OF PENALTY	\$3,195.00	\$3,195.00
PETITION FOR REINSTATEMENT OF REVOKED LICENSE	\$4,185.00	\$4,185.00
PRECEPTOR	\$72.00	\$72.00
RECIPROCAL LICENSE APPLICATION	\$283.00	\$283.00
REFERRAL SERVICES		
REFERRAL SERVICES APPLICATION	\$279.00	\$279.00
RESTORATION OF LICENSE	\$672.00	\$1,000.00

BOARD OF CHIROPRACTIC EXAMINERS

LICENSE TYPE (CONTINUED)	ACTUAL FEE	STATUTORY LIMIT
SATELLITE OFFICES		
SATELLITE CERTIFICATE APPLICATION	\$69.00	\$69.00
SATELLITE CERTIFICATE RENEWAL	\$50.00	\$50.00
SATELLITE CERTIFICATE REPLACEMENT	\$71.00	\$71.00

* Additional fees may be required. Refer to the laws and regulations for details.

SUMMARY OF LICENSING ACTIVITY

INITIAL LICENSES/REGISTRATIONS/CERTIFICATES/PERMITS			
LICENSE TYPE	APPLICATIONS RECEIVED	ISSUED	RENEWED
CHIROPRACTOR	387	363	11,562
CORPORATION	112	118	1,323
SATELLITE OFFICE	1,753	1811	3,634
TOTAL	2,252	2,292	16,519

LICENSING POPULATION BY TYPE					
LICENSE TYPE	ACTIVE LICENSES/ REGISTRATIONS/ CERTIFICATES/ PERMITS	DELINQUENT/ EXPIRED	RETIRED	INACTIVE	OTHER
CHIROPRACTOR	10,551	1,739	0	1,068	11
CORPORATION	1,253	836	0	0	0
SATELLITE OFFICE	5,091	5,878	0	21	2
TOTAL	16,895	8,453	0	1,089	13

RENEWAL AND CONTINUING EDUCATION (CE)		
LICENSE TYPE	FREQUENCY OF RENEWAL	NUMBER OF CE HOURS REQUIRED EACH CYCLE
CHIROPRACTIC CORPORATION	ANNUAL	N/A
DOCTOR OF CHIROPRACTIC	ANNUAL	24
REFERRAL SERVICES	N/A	N/A
SATELLITE OFFICES (BCE)	ANNUAL	N/A

EXAMINATION RESULTS				
LICENSE TYPE	EXAM DESCRIPTION	% PASS	% FAIL	TOTAL NUMBER CANDIDATES
CHIROPRACTOR	CALIFORNIA CHIROPRACTIC LAW EXAMINATION	90%	10%	367

SUMMARY OF ENFORCEMENT ACTIVITY

COMPLAINTS—INTAKE	
513	RECEIVED
109	CLOSED WITHOUT REFERRAL FOR INVESTIGATION
408	REFERRED FOR INVESTIGATION
2	PENDING

INVESTIGATIONS	
408	OPENED
572	CLOSED
331	PENDING

ENFORCEMENT AGING—COMPLETED INTAKE AND INVESTIGATIONS	
114	UP TO 90 DAYS
74	91 TO 180 DAYS
113	181 DAYS TO 1 YEAR
167	1 TO 2 YEARS
63	2 TO 3 YEARS
41	OVER 3 YEARS
4	AVERAGE NUMBER OF DAYS FROM RECEIPT OF COMPLAINT TO ASSIGNMENT OF INVESTIGATOR
428	AVERAGE NUMBER OF DAYS FOR ALL INVESTIGATION OUTCOMES (FROM START OF INVESTIGATION TO REFERRAL FOR ACTION OR CASE CLOSURE WITHOUT REFERRAL FOR ACTION)
432	AVERAGE NUMBER OF DAYS FROM RECEIPT OF COMPLAINT TO REFERRAL FOR ACTION/PROSECUTION OR CASE CLOSURE WITHOUT REFERRAL FOR ACTION/PROSECUTION

INSPECTIONS	
N/A	CONDUCTED
N/A	CITATIONS ISSUED
N/A	DISCIPLINARY ACTION TAKEN

CITATIONS AND FINES	
0	ISSUED WITHOUT A FINE
33	ISSUED WITH A FINE
9	WITHDRAWN/DISMISSED/REDUCED
685	AVERAGE NUMBER OF DAYS TO ISSUE A CITATION (FROM COMPLAINT RECEIPT/INSPECTION CONDUCTED TO CITATION ISSUED)
0	ADMINISTRATIVE FINES

BOARD OF CHIROPRACTIC EXAMINERS

TOTAL AMOUNT OF FINES	
\$58,750	ASSESSED
\$14,500	WITHDRAWN/DISMISSED/REDUCED
\$43,608	COLLECTED

CRIMINAL/CIVIL ACTIONS	
10	REFERRALS FOR CRIMINAL/CIVIL ACTION
0	CRIMINAL ACTIONS FILED
0	CIVIL ACTIONS FILED

OFFICE OF THE ATTORNEY GENERAL/INHOUSE/DISCIPLINARY ACTIONS	
28	CASES OPENED/INITIATED
36	CASES CLOSED
0	- CONSOLIDATED CASES CLOSED
46	CASES PENDING - AG PRE-FILING
11	CASES PENDING - AG POST-FILING

ENFORCEMENT AGING – COMPLETED ATTORNEY GENERAL AND INHOUSE CASES	
8	UP TO 1 YEAR
10	1 TO 2 YEARS
14	2 TO 3 YEARS
4	OVER 3 YEARS

FORMAL ACTIONS FILED/WITHDRAWN/DISMISSED	
3	RESTRAINING/RESTRICTION/SUSPENSION ORDERS SOUGHT
2	RESTRAINING/RESTRICTION/SUSPENSION ORDERS GRANTED
13	ACCUSATIONS FILED
0	PETITIONS TO REVOKE PROBATION AND ACCUSATIONS AND PETITIONS TO REVOKE PROBATION FILED
4	ACCUSATIONS WITHDRAWN/DISMISSED
0	PETITIONS TO REVOKE PROBATION AND ACCUSATIONS AND PETITIONS TO REVOKE PROBATION WITHDRAWN/DISMISSED

ADMINISTRATIVE OUTCOMES/FINAL ORDERS	
5	REVOCATION
10	SURRENDER OF LICENSE
0	SUSPENSION ONLY
0	PROBATION WITH SUSPENSION
8	PROBATION ONLY
2	PUBLIC REPRIMAND/PUBLIC REPROVAL/PUBLIC LETTER OF REPRIMAND
0	OTHER DECISIONS
25	TOTAL
755	AVERAGE NUMBER OF DAYS FROM CLOSURE OF INVESTIGATION TO IMPOSING FORMAL DISCIPLINE
1,357	AVERAGE NUMBER OF DAYS TO IMPOSE DISCIPLINE FROM RECEIPT OF COMPLAINT

PROBATION	
13	PROBATIONS COMPLETED
70	PROBATIONERS PENDING (CLOSE OF FY)
0	CEASE PRACTICE ORDERS ISSUED

SUBSEQUENT DISCIPLINE	
0	PROBATIONS REVOKED
1	PROBATIONER'S LICENSE SURRENDERED
0	ADDITIONAL PROBATION WITH SUSPENSION
1	ADDITIONAL PROBATION
0	OTHER CONDITIONS ADDED
0	OTHER PROBATION OUTCOME

PETITION FOR MODIFICATION OR TERMINATION OF PROBATION	
0	GRANTED
1	DENIED

BOARD OF CHIROPRACTIC EXAMINERS

PETITION FOR REINSTATEMENT OF REVOKED/SURRENDERED LICENSE/ REGISTRATION/CERTIFICATE

2	GRANTED
0	- LICENSE ISSUED WITH NO RESTRICTIONS
1	- LICENSE ISSUED AND PLACED ON PROBATION
1	- LICENSE ISSUED AND PLACED ON PROBATION WITH PRECEDENT CONDITION
0	- OTHER DECISION
0	DENIED

ADMINISTRATIVE/CRIMINAL COST RECOVERY

\$260,817	ADMINISTRATIVE COST RECOVERY ORDERED
\$199,933	- ORDERED WITH REVOKED/SURRENDERED DECISION
\$60,884	- ORDERED WITH ALL OTHER DECISIONS
\$97,994	ADMINISTRATIVE COST RECOVERY COLLECTED
\$0	CRIMINAL COST RECOVERY ORDERED
\$0	CRIMINAL COST RECOVERY COLLECTED

RESTITUTION TO CONSUMERS/REFUNDS/SAVINGS

\$0	RESTITUTION ORDERED
\$0	AMOUNT REFUNDED
\$0	REWORK AT NO CHARGE
\$0	ADJUSTMENTS/RETURNS/EXCHANGES
\$0	TOTAL SAVINGS ACHIEVED FOR CONSUMERS

SUBSTANCE ABUSING LICENSEES

8	PROBATIONERS SUBJECT TO DRUG TESTING
178	DRUG TESTS ORDERED
0	POSITIVE DRUG TESTS

APPLICANT ACTION

1	LICENSE APPLICATION DENIED (NO APPEAL)
0	STATEMENTS OF ISSUES FILED
1	LICENSE DENIED (STATEMENT OF ISSUES GRANTED)
0	LICENSE ISSUED WITH PROBATION OR PROBATIONARY LICENSE ISSUED
0	LICENSE GRANTED (STATEMENT OF ISSUES DENIED)
0	LICENSE ISSUED WITH A PUBLIC LETTER OF REPRIMAND
0	STATEMENT OF ISSUES WITHDRAWN



CONTRACTORS STATE LICENSE BOARD

Licenses and regulates contractors in
45 classifications.

www.cslb.ca.gov

Staff: 424 civil servant positions, 1 exempt

**Licenses, Registrations, Certificates,
and Permits:** 269,883

Board Membership: 7 public members, 5 contractor
members, 1 senior citizen member, 1 building official
member, 1 labor member

Board Leadership:

David Fogt

Registrar

david.fogt@cslb.ca.gov

Laws and Regulations:

Business and Professions Code section 7000–7191

California Code of Regulations, title 16, section
810–890

Sunset Review:

Last review: 2024 | Next review: 2028

BOARD HIGHLIGHTS

RECIPROCITY

Pursuant to Business and Professions Code section 7065.4, the Board has reciprocity agreements in place with Arizona, Louisiana, and Nevada. The following reciprocity requirements are the same for these states:

- The contractor must be applying for a license in a classification that appears on that state's Reciprocal Classifications List.
- The contractor must have held an active license in good standing in one of the reciprocal states for the previous five years.
- The contractor must submit to the Board the Request for Verification of License form that is completed by the licensing entity under which he or she is already licensed.
- The contractor must complete the Application for Original Contractor's License.
- The Certification of Work Experience form 13A-11 must be used to report and confirm the journey-level work experience for the previous five years.

If the Board grants reciprocity to a contractor, it can waive the trade portion of the examination (the contractor still must take the business law examination section); however, the Board retains the right to require the examination.

ACCOMPLISHMENTS

Sunset Review

During its December 2023 meeting, the Board approved its Sunset Review Report. Registrar David Fogt, Board Chair Diana Love, and Board Secretary Miguel Galarza testified during a Joint Sunset Review Oversight Hearing by the Senate and Assembly Committees on Business and Professions on March 11, 2024. The committees voted to approve Senate Bill 1455 (Ashby, Chapter 485, Statutes of 2024) that extends the Board's sunset date until January 1, 2029. Among other items, the sunset bill authorizes CSLB to license federally recognized tribes, provides direction to awarding agencies on selecting a properly classified contractor, and requires licensees who are subject to a workmanship complaint that results in a letter of admonishment or citation to pay for industry expert costs.

Strategic Plan

In June 2024, the Board approved its 2025-27 Strategic Plan, which outlines goals in the areas of licensing and testing, enforcement, legislation, public affairs, and executive leadership, with the Board's consumer protection mission at the forefront. A prominent theme among plan objectives is education, whether that is of licensees, consumers, or other stakeholders; and includes informing consumers about the need to hire licensed contractors for any home improvement projects.

Updates to Enforcement

In furthering its consumer protection mission, CSLB was able to provide more than \$68.4 million in restitution to consumers in fiscal year 2023-24. CSLB settled 2,282 consumer complaints, with 397 of those related to solar. During its June 2024 meeting, CSLB collaborated with the Nevada State Contractors Board (NSCB) on ways the states can work together to address solar contractor complaints. CSLB has also worked with Nevada to address unlicensed activity, including collaborating on a May 2024 sting in South Lake Tahoe, which was among 18 stings CSLB conducted during the fiscal year.

Updates to Licensing

On January 1, 2024, the new C-49 – Tree and Palm Contractor classification took effect. CSLB created this classification to ensure tree service contractors are tested on health and safety protocols in the tree service industry. Tree service contractors were previously under the D-49 classification, which did not have a trade exam.

On June 5, 2024, the Office of Administrative Law (OAL) approved regulatory updates to the C-10 Electrical and C-46 Solar classifications, defining which contractors are allowed to install batteries for a solar energy system. Battery energy storage systems were added to the C-10 regulation while C-46 contractors are allowed to install battery energy storage systems up to 80 kilowatt-hours if it is incidental or supplemental to the overall solar energy system project.

Diversity, Equity, and Inclusion (DEI)

In furtherance of diversity, equity, and inclusion (DEI) efforts, CSLB now offers 10 of its 48 exams in written Spanish. These exams were selected as they are the top 10 exams for which Spanish translators are requested. Candidates may use oral translators for exams not offered in written Spanish or other languages. All 48 exams have Spanish study guides, and additional publications on the website for both licensees and consumers are available in Spanish.

The Board held twice-monthly, interactive, virtual "Get Licensed to Build" workshops in English and Spanish. The workshops included a review of the benefits of licensure, an overview of the licensing requirements, and the steps involved in getting a license. Questions from participants were also answered.

Disaster Response Updates

CSLB continued to provide support to disaster survivors in California and in other states. Following the August 2023 fire in Lahaina, Maui, CSLB reached out to the Hawaii Contractors License Board to provide resources to assist with rebuilding efforts, including disaster outreach kit materials, signs, and presentations. The Board also supported California's disaster recovery efforts by staffing eight local assistance centers and/or disaster recovery centers since July 1, 2023. At the centers, CSLB staff shared information and resources with disaster survivors whose homes were damaged or destroyed.

Communications and Outreach

CSLB presented at 54 Senior Scam Stopper seminars throughout the year. These seminars, held in-person and virtually, educate seniors about hiring contractors and how to avoid being scammed. In August 2023, the Board's Public Affairs Office (PAO) issued a licensee newsletter highlighting Board members' attendance at Senior Scam Stopper seminars and efforts to encourage

CONTRACTORS STATE LICENSE BOARD

women in construction. Another edition of the newsletter was distributed in February 2024, which highlighted the streamlined “California Contractors License Law and Reference Book.” The newsletter provides information to licensees about law changes, board meeting updates, and other pertinent issues.

Information Technology

In June 2024, the CSLB Office of Information Technology completed the transition to a new call center software, Amazon Web Services (AWS) Connect, which offers an improved call routing system, ensuring customer calls are directed swiftly and efficiently to the most appropriate representative, reducing wait times, and enhancing customer satisfaction.

NEW LEGISLATION

AB 2622 (Juan Carrillo, Chapter 240, Statutes of 2024) increases the minor work exemption that allows a person without a contractor’s license to advertise and perform construction work or improvements from \$500 to \$1,000 in total costs. This bill also specifies that the work exemption does not apply to work that requires a building permit or involving the hiring of another person.

SB 1455 (Ashby, Chapter 485, Statutes of 2024) extends the sunset date of the Board from January 1, 2025, to January 1, 2029, adds federally recognized tribes to the definition of persons eligible for licensure, extends the operative date requiring all contractors to carry workers’ compensation insurance, and makes other statutory changes in response to issues identified in the sunset review process.

LICENSE REQUIREMENTS*

LICENSE REQUIREMENTS	Y/N
CONTINUING EDUCATION/COMPETENCY	N
DEGREE/PROFESSIONAL SCHOOLING	N
EXAMINATION	Y
FINGERPRINT REQUIREMENT	Y
QUALIFYING EXPERIENCE (MAY INCLUDE EDUCATION)	Y

* Applicable to specific license types. Refer to the laws and regulations for details.

FEES*

LICENSE TYPE	ACTUAL FEE	STATUTORY LIMIT
CONTRACTOR'S LICENSE		
APPLICATION FEE (INCLUDES EXAM FEE)	\$450.00	\$563.00
INITIAL LICENSE FEE (BASED ON ENTITY TYPE)		
SOLE OWNER	\$200.00	\$250.00
NON-SOLE OWNER	\$350.00	\$438.00
RENEWAL LICENSE FEE (SOLE OWNER)	\$450.00	\$563.00
RENEWAL LICENSE FEE (NON-SOLE OWNER)	\$700.00	\$875.00
ADDITIONAL CLASSIFICATION FEE (ORIGINAL LICENSE)	\$150.00	\$188.00
ADDITIONAL CLASSIFICATION FEE (EXISTING LICENSE)	\$230.00	\$288.00
HOME IMPROVEMENT SALESPERSON REGISTRATION		
INITIAL REGISTRATION FEE	\$200.00	\$250.00
RENEWAL REGISTRATION FEE	\$200.00	\$250.00

* Additional fees may be required. Refer to the laws and regulations for details.

SUMMARY OF LICENSING ACTIVITY

INITIAL LICENSES/REGISTRATIONS/CERTIFICATES/PERMITS			
LICENSE TYPE	APPLICATIONS RECEIVED	ISSUED	RENEWED
CONTRACTOR'S LICENSE	28,038	19,162	116,909
HOME IMPROVEMENT SALESPERSON REGISTRATION	12,238	8,399	7,227
TOTAL	40,276	27,561	124,136

APPLICATIONS FOR INITIAL EXAMINATION/RE-EXAMINATION				
LICENSE TYPE	EXAM TYPE	INITIAL APPLICATIONS FOR EXAMINATION RECEIVED	APPLICATIONS FOR RE-EXAMINATION RECEIVED	EXAMINATION APPLICATIONS APPROVED
CONTRACTOR'S LICENSE	CONTRACTOR'S LICENSE EXAMINATION	18,245	19,876	52,452
TOTAL		18,245	19,876	52,452

CONTRACTORS STATE LICENSE BOARD

ASSOCIATED CERTIFICATIONS			
LICENSE TYPE	INITIAL APPLICATIONS RECEIVED	CERTIFICATIONS ISSUED	CERTIFICATION POPULATION
ASBESTOS	46	6	861
HAZARDOUS SUBSTANCES REMOVAL	88	43	1,805
TOTAL	134	49	2,666

LICENSING POPULATION BY TYPE					
LICENSE TYPE	ACTIVE LICENSES/ REGISTRATIONS/ CERTIFICATES/ PERMITS	DELINQUENT/ EXPIRED	RETIRED	INACTIVE	OTHER
CONTRACTOR'S LICENSE*	238,789	64,167	N/A	46,416	N/A
HOME IMPROVEMENT SALESPERSON REGISTRATION	31,094	17,412	N/A	N/A	N/A
TOTAL	269,883	81,579	0	46,416	0

*Represents the number of Contractor licenses that hold at least one classification. Contractors may hold multiple classifications under one Contractor License.

CLASSIFICATION TOTALS	
CLASS CODE & DESCRIPTION	TOTAL ACTIVE
(A) GENERAL ENGINEERING	15,149
(B) GENERAL BUILDING	105,619
(B-2) RESIDENTIAL REMODELING	834
(C-2) INSULATION AND ACOUSTICAL	1,185
(C-4) BOILER, HOT-WATER HEATING AND STEAM FITTING	711
(C-5) FRAMING AND ROUGH CARPENTRY	1,008
(C-6) CABINET, MILLWORK AND FINISH CARPENTRY	4,587
(C-7) LOW VOLTAGE SYSTEMS	4,948
(C-8) CONCRETE	5,745
(C-9) DRYWALL	3,226
(C-10) ELECTRICAL	27,875
(C-11) ELEVATOR	210
(C-12) EARTHWORK AND PAVING	2,507
(C-13) FENCING	1,786
(C-15) FLOORING AND FLOOR COVERING	7,312
(C-16) FIRE PROTECTION	2,233
(C-17) GLAZING	3,111
(C-20) WARM-AIR HEATING, VENTILATING AND AIR CONDITIONING	12,032
(C-21) BUILDING MOVING AND DEMOLITION	1,802

CLASSIFICATION TOTALS (CONTINUED)	
CLASS CODE & DESCRIPTION	TOTAL ACTIVE
(C-22) ASBESTOS ABATEMENT	313
(C-23) ORNAMENTAL METAL	1,112
(C-27) LANDSCAPING	12,239
(C-28) LOCK AND SECURITY EQUIPMENT	379
(C-29) MASONRY	2,289
(C-31) CONSTRUCTION ZONE TRAFFIC CONTROL	428
(C-32) PARKING AND HIGHWAY IMPROVEMENT	497
(C-33) PAINTING AND DECORATING	15,991
(C-34) PIPELINE	525
(C-35) LATHING AND PLASTERING	1,897
(C-36) PLUMBING	17,137
(C-38) REFRIGERATION	1,757
(C-39) ROOFING	5,426
(C-42) SANITATION SYSTEM	979
(C-43) SHEET METAL	1,367
(C-45) SIGN	909
(C-46) SOLAR	1,267
(C-47) GENERAL MANUFACTURED HOUSING	439
(C-49) TREE AND PALM	54
(C-50) REINFORCING STEEL	269
(C-51) STRUCTURAL STEEL	1,580
(C-53) SWIMMING POOL	2,855
(C-54) CERAMIC AND MOSAIC TILE	6,476
(C-55) WATER CONDITIONING	310
(C-57) WELL DRILLING	786
(C-60) WELDING	1,093
(C-61) SPECIALTY**	21,735

**C61- Specialty Classification includes specialties such as: D49 – Tree Service, D28 - Doors, Gates & Activating Devices, D12 – Synthetic Products, D35 – Pool and Spa Maintenance AND D52 – Window Covering, etc.

RENEWAL AND CONTINUING EDUCATION (CE)		
LICENSE TYPE	FREQUENCY OF RENEWAL	NUMBER OF CE HOURS REQUIRED EACH CYCLE
CONTRACTOR*	EVERY 2 YEARS	N/A
HOME IMPROVEMENT SALESPERSON*	EVERY 2 YEARS	N/A

* There are no continuing education requirements for this license type.

CONTRACTORS STATE LICENSE BOARD

EXAMINATION RESULTS				
LICENSE TYPE	EXAM DESCRIPTION	% PASS	% FAIL	TOTAL NUMBER CANDIDATES
ASBESTOS CERTIFICATION (ASB)	ASBESTOS CERTIFICATION (ASB) EXAMINATION	67%	33%	3
HAZARDOUS SUBSTANCE REMOVAL (HAZ)	HAZARDOUS SUBSTANCE REMOVAL (HAZ) EXAMINATION	67%	33%	3
LAW AND BUSINESS	LAW AND BUSINESS EXAMINATION	75%	25%	16,038
(A) GENERAL ENGINEERING	(A) GENERAL ENGINEERING EXAMINATION	76%	24%	615
(B) GENERAL BUILDING	(B) GENERAL BUILDING EXAMINATION	64%	36%	5,307
(B-2) RESIDENTIAL REMODELING	(B-2) RESIDENTIAL REMODELING EXAMINATION	64%	36%	524
(C-2) INSULATION AND ACOUSTICAL	(C-2) INSULATION AND ACOUSTICAL EXAMINATION	38%	62%	60
(C-4) BOILER, HOT-WATER HEATING AND STEAM FITTING	(C-4) BOILER, HOT-WATER HEATING AND STEAM FITTING EXAMINATION	74%	26%	19
(C-5) FRAMING AND ROUGH CARPENTRY	(C-5) FRAMING AND ROUGH CARPENTRY EXAMINATION	59%	41%	103
(C-6) CABINET, MILLWORK AND FINISH CARPENTRY	(C-6) CABINET, MILLWORK AND FINISH CARPENTRY EXAMINATION	64%	36%	235
(C-7) LOW VOLTAGE SYSTEMS	(C-7) LOW VOLTAGE SYSTEMS EXAMINATION	76%	24%	262
(C-8) CONCRETE EXAMINATION	(C-8) CONCRETE EXAMINATION	56%	44%	522
(C-9) DRYWALL EXAMINATION	(C-9) DRYWALL EXAMINATION	53%	47%	302
(C-10) ELECTRICAL	(C-10) ELECTRICAL EXAMINATION	74%	26%	1,743
(C-11) ELEVATOR	(C-11) ELEVATOR EXAMINATION	47%	53%	17
(C-12) EARTHWORK AND PAVING	(C-12) EARTHWORK AND PAVING EXAMINATION	66%	34%	133
(C-13) FENCING	(C-13) FENCING EXAMINATION	63%	37%	146
(C-15) FLOORING AND FLOOR COVERING	(C-15) FLOORING AND FLOOR COVERING EXAMINATION	63%	37%	413
(C-16) FIRE PROTECTION	(C-16) FIRE PROTECTION EXAMINATION	39%	61%	70
(C-17) GLAZING	(C-17) GLAZING EXAMINATION	62%	38%	179
(C-20) WARM-AIR HEATING, VENTILATING AND AIR CONDITIONING	(C-20) WARM-AIR HEATING, VENTILATING AND AIR CONDITIONING EXAMINATION	72%	28%	796

EXAMINATION RESULTS (CONTINUED)				
LICENSE TYPES	EXAM DESCRIPTION	% PASS	% FAIL	TOTAL NUMBER CANDIDATES
(C-21) BUILDING MOVING AND DEMOLITION	(C-21) BUILDING MOVING AND DEMOLITION EXAMINATION	67%	33%	99
(C-22) ASBESTOS ABATEMENT	(C-22) ASBESTOS ABATEMENT EXAMINATION	92%	8%	12
(C-23) ORNAMENTAL METAL	(C-23) ORNAMENTAL METAL EXAMINATION	72%	28%	67
(C-27) LANDSCAPING	(C-27) LANDSCAPING EXAMINATION	64%	36%	931
(C-28) LOCK AND SECURITY EQUIPMENT	(C-28) LOCK AND SECURITY EQUIPMENT EXAMINATION	67%	33%	15
(C-29) MASONRY	(C-29) MASONRY EXAMINATION	51%	49%	92
(C-31) CONSTRUCTION ZONE TRAFFIC CONTROL	(C-31) CONSTRUCTION ZONE TRAFFIC CONTROL EXAMINATION	61%	39%	33
(C-32) PARKING AND HIGHWAY IMPROVEMENT	(C-32) PARKING AND HIGHWAY IMPROVEMENT EXAMINATION	70%	30%	37
(C-33) PAINTING AND DECORATING	(C-33) PAINTING AND DECORATING EXAMINATION	67%	33%	1,074
(C-34) PIPELINE	(C-34) PIPELINE EXAMINATION	73%	27%	30
(C-35) LATHING AND PLASTERING	(C-35) LATHING AND PLASTERING EXAMINATION	67%	33%	106
(C-36) PLUMBING	(C-36) PLUMBING EXAMINATION	69%	31%	1,116
(C-38) REFRIGERATION	(C-38) REFRIGERATION EXAMINATION	80%	20%	69
(C-39) ROOFING	(C-39) ROOFING EXAMINATION	54%	46%	622
(C-42) SANITATION SYSTEM	(C-42) SANITATION SYSTEM EXAMINATION	68%	32%	34
(C-43) SHEET METAL	(C-43) SHEET METAL EXAMINATION	53%	47%	36
(C-45) SIGN	(C-45) SIGN EXAMINATION	79%	21%	33
(C-46) SOLAR	(C-46) SOLAR EXAMINATION	39%	61%	59
(C-47) GENERAL MANUFACTURED HOUSING	(C-47) GENERAL MANUFACTURED HOUSING EXAMINATION	71%	29%	21
(C-49) TREE AND PALM	(C-49) TREE AND PALM EXAMINATION	86%	14%	95
(C-50) REINFORCING STEEL	(C-50) REINFORCING STEEL EXAMINATION	43%	57%	23

CONTRACTORS STATE LICENSE BOARD

EXAMINATION RESULTS (CONTINUED)				
LICENSE TYPES	EXAM DESCRIPTION	% PASS	% FAIL	TOTAL NUMBER CANDIDATES
(C-51) STRUCTURAL STEEL	(C-51) STRUCTURAL STEEL EXAMINATION	79%	21%	94
(C-53) SWIMMING POOL	(C-53) SWIMMING POOL EXAMINATION	66%	34%	188
(C-54) CERAMIC AND MOSAIC TILE	(C-54) CERAMIC AND MOSAIC TILE EXAMINATION	67%	33%	371
(C-55) WATER CONDITIONING	(C-55) WATER CONDITIONING EXAMINATION	78%	22%	18
(C-57) WELL DRILLING	(C-57) WELL DRILLING EXAMINATION	83%	17%	23
(C-60) WELDING	(C-60) WELDING EXAMINATION	75%	25%	101

SUMMARY OF ENFORCEMENT ACTIVITY

COMPLAINTS—INTAKE	
19,746	RECEIVED
0	CLOSED WITHOUT REFERRAL FOR INVESTIGATION
19,735	REFERRED FOR INVESTIGATION
1,888	PENDING

INVESTIGATIONS	
19,735	OPENED
21,503	CLOSED
4,254	PENDING

ENFORCEMENT AGING—COMPLETED INTAKE AND INVESTIGATIONS	
13,637	UP TO 90 DAYS
2,948	91 TO 180 DAYS
4,424	181 DAYS TO 1 YEAR
489	1 TO 2 YEARS
2	2 TO 3 YEARS
3	OVER 3 YEARS
3	AVERAGE NUMBER OF DAYS FROM RECEIPT OF COMPLAINT TO ASSIGNMENT OF INVESTIGATOR
110	AVERAGE NUMBER OF DAYS FOR ALL INVESTIGATION OUTCOMES (FROM START OF INVESTIGATION TO REFERRAL FOR ACTION OR CASE CLOSURE WITHOUT REFERRAL FOR ACTION)
113	AVERAGE NUMBER OF DAYS FROM RECEIPT OF COMPLAINT TO REFERRAL FOR ACTION/PROSECUTION OR CASE CLOSURE WITHOUT REFERRAL FOR ACTION/PROSECUTION

INSPECTIONS	
N/A	CONDUCTED
N/A	CITATIONS ISSUED
N/A	DISCIPLINARY ACTION TAKEN

CITATIONS AND FINES	
N/A	ISSUED WITHOUT A FINE
1,366	ISSUED WITH A FINE
532	WITHDRAWN/DISMISSED/REDUCED
284	AVERAGE NUMBER OF DAYS TO ISSUE A CITATION (FROM COMPLAINT RECEIPT/INSPECTION CONDUCTED TO CITATION ISSUED)

TOTAL AMOUNT OF FINES	
\$6,574,200	ASSESSED
\$1,221,875	WITHDRAWN/DISMISSED/REDUCED
\$2,466,207	COLLECTED

CRIMINAL/CIVIL ACTIONS	
936	REFERRALS FOR CRIMINAL/CIVIL ACTION
N/A	CRIMINAL ACTIONS FILED
N/A	CIVIL ACTIONS FILED

* The Board does not track criminal filings after referral.

OFFICE OF THE ATTORNEY GENERAL/INHOUSE/DISCIPLINARY ACTIONS	
398	CASES OPENED/INITIATED
177	CASES CLOSED
0	- CONSOLIDATED CASES CLOSED
255	CASES PENDING - AG PRE-FILING
161	CASES PENDING - AG POST-FILING

ENFORCEMENT AGING – COMPLETED ATTORNEY GENERAL AND INHOUSE CASES	
127	UP TO 1 YEAR
47	1 TO 2 YEARS
2	2 TO 3 YEARS
1	OVER 3 YEARS

CONTRACTORS STATE LICENSE BOARD

FORMAL ACTIONS FILED/WITHDRAWN/DISMISSED	
1	RESTRAINING/RESTRICTION/SUSPENSION ORDERS SOUGHT
0	RESTRAINING/RESTRICTION/SUSPENSION ORDERS GRANTED
206	ACCUSATIONS FILED
4	PETITIONS TO REVOKE PROBATION AND ACCUSATIONS AND PETITIONS TO REVOKE PROBATION FILED
9	ACCUSATIONS WITHDRAWN/DISMISSED
0	PETITIONS TO REVOKE PROBATION AND ACCUSATIONS AND PETITIONS TO REVOKE PROBATION WITHDRAWN/DISMISSED

ADMINISTRATIVE OUTCOMES/FINAL ORDERS	
183	REVOCATION
0	SURRENDER OF LICENSE
1	SUSPENSION ONLY
0	PROBATION WITH SUSPENSION
61	PROBATION ONLY
3	PUBLIC REPRIMAND/PUBLIC REPROVAL/PUBLIC LETTER OF REPRIMAND
65	OTHER DECISIONS
313	TOTAL
466	AVERAGE NUMBER OF DAYS FROM CLOSURE OF INVESTIGATION TO IMPOSING FORMAL DISCIPLINE
749	AVERAGE DAYS TO IMPOSE DISCIPLINE FROM RECEIPT OF COMPLAINT

PROBATION	
64	PROBATIONS COMPLETED
252	PROBATIONERS PENDING (CLOSE OF FY)
0	CEASE PRACTICE ORDERS ISSUED

SUBSEQUENT DISCIPLINE	
8	PROBATIONS REVOKED
0	PROBATIONERS LICENSE SURRENDERED
0	ADDITIONAL PROBATION WITH SUSPENSION
0	ADDITIONAL PROBATION
0	OTHER CONDITIONS ADDED ONLY
0	OTHER PROBATION OUTCOME

PETITION FOR MODIFICATION OR TERMINATION OF PROBATION	
N/A	GRANTED
N/A	DENIED

PETITION FOR REINSTATEMENT OF REVOKED/SURRENDERED LICENSE/REGISTRATION/CERTIFICATE	
N/A	GRANTED
N/A	- LICENSE ISSUED WITH NO RESTRICTIONS
N/A	- LICENSE ISSUED AND PLACED ON PROBATION
N/A	- LICENSE ISSUED AND PLACED ON PROBATION WITH PRECEDENT CONDITION
N/A	- OTHER DECISION
N/A	DENIED

ADMINISTRATIVE/CRIMINAL COST RECOVERY	
\$1,875,620	ADMINISTRATIVE COST RECOVERY ORDERED
\$1,450,024	- ORDERED WITH REVOKED/SURRENDERED DECISION
\$425,596	- ORDERED WITH ALL OTHER DECISIONS
\$345,524	ADMINISTRATIVE COST RECOVERY COLLECTED
0	CRIMINAL COST RECOVERY ORDERED
0	CRIMINAL COST RECOVERY COLLECTED

RESTITUTION TO CONSUMERS/REFUNDS/SAVINGS	
\$3,104,397	RESTITUTION ORDERED
\$64,086,259	AMOUNT REFUNDED
\$1,242,635	REWORK AT NO CHARGE
N/A	ADJUSTMENTS/RETURNS/EXCHANGES
\$68,433,291.00	TOTAL SAVINGS ACHIEVED FOR CONSUMERS

SUBSTANCE ABUSING LICENSEES	
N/A	PROBATIONERS SUBJECT TO DRUG TESTING
N/A	DRUG TESTS ORDERED
N/A	POSITIVE DRUG TESTS

APPLICANT ACTION	
113	LICENSE APPLICATION DENIED (NO APPEAL)
8	STATEMENTS OF ISSUES FILED
7	LICENSE DENIED (STATEMENT OF ISSUES GRANTED)
2	LICENSE ISSUED WITH PROBATION OR PROBATIONARY LICENSE ISSUED
0	LICENSE GRANTED (STATEMENT OF ISSUES DENIED)
0	LICENSE ISSUED WITH A PUBLIC LETTER OF REPRIMAND
2	STATEMENT OF ISSUES WITHDRAWN



COURT REPORTERS BOARD
OF CALIFORNIA

COURT REPORTERS BOARD OF CALIFORNIA

Licenses and regulates certified shorthand reporters, also known as court reporters, and oversees California's schools of court reporting. Also manages the Transcript Reimbursement Fund, which reimburses costs of transcripts for low-income litigants.

www.courtreportersboard.ca.gov

Staff: 3.5 civil servant positions, 1 exempt

Licenses, Registrations, Certificates, and Permits: 5,710

Board Membership: 3 public representatives, 2 licensees

Board Leadership:

Yvonne K. Fenner
Executive Officer

yvonne.fenner@dca.ca.gov

Laws and Regulations:

Business and Professions Code section 8000–8051
California Code of Regulations, title 16, section 2400–2481

Sunset Review:

Last review: 2024 | Next review: 2028

BOARD HIGHLIGHTS

RECIPROCITY

The Board does not have reciprocity.

ACCOMPLISHMENTS

Updates to Licensing

The introduction of voice writing is a major change to the court reporting industry in California. The Board has licensed more than 70 voice writers and had regulations approved to set the curriculum for voice writing training programs. With a shorter training program than other court reporting disciplines, voice writing aligns more closely with adult education and vocational guidelines, and has resulted in increased enrollment in court reporter training programs in California. The shorter training period has also resulted in a steady increase in license exam applications.

Strategic Planning

In December 2023, the Board approved its 2024-28 Strategic Plan. The plan continues the Board's exploration of license reciprocity and changing the format of the skills exam from four-voice to the universal three-part exam used by national court reporting associations and all other court reporting licensing boards in other states. Additionally, the Board is evaluating provisional licensing proposals.

COURT REPORTERS BOARD OF CALIFORNIA

Workforce issues remain a top priority for the Board and the strategic plan includes a goal of gathering demographic data to evaluate workforce issues. Legislative initiatives in the strategic plan include instating continuing education requirements and requiring court reporters to state their license number at the beginning of a proceeding.

Sunset Review

The Board participated in its Sunset Review Hearing on March 12, 2024. The Board chair and executive officer answered questions from members of the legislative committees and worked with legislative staff on the Board's sunset extension legislation. The Board's sunset date was extended to January 1, 2029.

NEW LEGISLATION

AB 3013 (Maienschein, Chapter 250, Statutes of 2024) authorizes superior courts in 13 counties to conduct pilot programs, beginning July 1, 2025, to study the effectiveness of remote court reporting. Specific requirements apply, including the types of cases that are eligible, the physical location of the court reporters, and how many courtrooms may participate. Participating superior courts are tasked with submitting data and information to the Judicial Council on the results of the pilot project and the Council will be required to submit a report to the Legislature within six months of the conclusion of the pilot project.

AB 3252 (Berman, Chapter 587, Statutes of 2024) is the sunset bill for the Board and extends the Board's sunset date until January 1, 2029. This bill makes several minor changes identified in the Board's Sunset Review Report, including revising and clarifying aspects of the licensing examination requirements, as well as encouraging licensees to maintain an active email address and requiring licensees to provide that email address to the Board. The bill further requires a certified shorthand reporter to state on the record their full name and license number, as shown on their certificate, at the beginning of a proceeding.

LICENSE REQUIREMENTS

LICENSE REQUIREMENTS	Y/N
CONTINUING EDUCATION/COMPETENCY	N
DEGREE/PROFESSIONAL SCHOOLING	Y
EXAMINATION	Y
FINGERPRINT REQUIREMENT	Y
QUALIFYING EXPERIENCE (MAY INCLUDE EDUCATION)	Y

FEES*

LICENSE TYPE	ACTUAL FEE	STATUTORY LIMIT
COURT REPORTER/APPLICATION FEE	\$40.00	\$40.00
COURT REPORTER/EXAMINATION FEE	\$25.00	\$75.00
COURT REPORTER/LATE RENEWAL FEE	\$112.50	\$125.00
COURT REPORTER/LICENSE ISSUANCE	\$225.00	\$250.00
COURT REPORTER/RENEWAL FEE	\$225.00	\$250.00

* Additional fees may be required. Refer to the laws and regulations for details.

SUMMARY OF LICENSING ACTIVITY

INITIAL LICENSES/REGISTRATIONS/CERTIFICATES/PERMITS			
LICENSE TYPE	APPLICATIONS RECEIVED	ISSUED	RENEWED
CERTIFIED SHORTHAND REPORTER	123	123	5,371
COURT REPORTER FIRM	15	15	182
TOTAL	138	138	5,553

APPLICATIONS FOR INITIAL EXAMINATION/RE-EXAMINATION				
LICENSE TYPE	EXAM TYPE	INITIAL APPLICATIONS FOR EXAMINATION RECEIVED	APPLICATIONS FOR RE-EXAMINATION RECEIVED	EXAMINATION APPLICATIONS APPROVED
CERTIFIED SHORTHAND REPORTER	ENGLISH COMPETENCE EXAM	189	57	258
CERTIFIED SHORTHAND REPORTER	PROFESSIONAL PRACTICE EXAM	189	51	253
TOTAL		581	249	714

LICENSING POPULATION BY TYPE					
LICENSE TYPE	ACTIVE LICENSES/ REGISTRATIONS/ CERTIFICATES/ PERMITS	DELINQUENT/ EXPIRED	RETIRED	INACTIVE	OTHER
CERTIFIED SHORTHAND REPORTER	5,521	912	788	0	0
COURT REPORTER FIRM	189	1	0	0	0
TOTAL	5,710	913	788	0	0

COURT REPORTERS BOARD OF CALIFORNIA

RENEWAL AND CONTINUING EDUCATION (CE)	
LICENSE TYPE	FREQUENCY OF RENEWAL
CERTIFIED SHORTHAND REPORTER*	EVERY YEAR

* There are no continuing education requirements for this license type.

EXAMINATION RESULTS			
EXAMINATION TITLE	% PASS	% FAIL	TOTAL NUMBER OF CANDIDATES
DICTATION EXAMINATION	43%	57%	326
ENGLISH EXAMINATION	65%	34%	214
PROFESSIONAL PRACTICE EXAMINATION	72%	28%	194

SUMMARY OF ENFORCEMENT ACTIVITY

COMPLAINTS—INTAKE	
146	RECEIVED
0	CLOSED WITHOUT REFERRAL FOR INVESTIGATION
146	REFERRED FOR INVESTIGATION
0	PENDING

INVESTIGATIONS	
146	OPENED
143	CLOSED
23	PENDING

ENFORCEMENT AGING—COMPLETED INTAKE AND INVESTIGATIONS	
124	UP TO 90 DAYS
11	91 TO 180 DAYS
8	181 DAYS TO 1 YEAR
0	1 TO 2 YEARS
0	2 TO 3 YEARS
0	OVER 3 YEARS
1	AVERAGE NUMBER OF DAYS FROM RECEIPT OF COMPLAINT TO ASSIGNMENT OF INVESTIGATOR
53	AVERAGE NUMBER OF DAYS FOR ALL INVESTIGATION OUTCOMES (FROM START OF INVESTIGATION TO REFERRAL FOR ACTION OR CASE CLOSURE WITHOUT REFERRAL FOR ACTION)
54	AVERAGE NUMBER OF DAYS FROM RECEIPT OF COMPLAINT TO REFERRAL FOR ACTION/PROSECUTION OR CASE CLOSURE WITHOUT REFERRAL FOR ACTION/PROSECUTION

INSPECTIONS	
N/A	CONDUCTED
N/A	CITATIONS ISSUED
N/A	DISCIPLINARY ACTION TAKEN

CITATIONS AND FINES	
0	ISSUED WITHOUT A FINE
16	ISSUED WITH A FINE
5	WITHDRAWN/DISMISSED/REDUCED
50	AVERAGE NUMBER OF DAYS TO ISSUE A CITATION (FROM COMPLAINT RECEIPT/INSPECTION CONDUCTED TO CITATION ISSUED)
0	ADMINISTRATIVE FINES

TOTAL AMOUNT OF FINES	
\$21,500.00	ASSESSED
\$1,750.00	WITHDRAWN/DISMISSED/REDUCED
\$17,246.50	COLLECTED

CRIMINAL/CIVIL ACTIONS	
0	REFERRALS FOR CRIMINAL/CIVIL ACTION
0	CRIMINAL ACTIONS FILED
0	CIVIL ACTIONS FILED

OFFICE OF THE ATTORNEY GENERAL/INHOUSE/DISCIPLINARY ACTIONS	
5	CASES OPENED/INITIATED
3	CASES CLOSED
0	- CONSOLIDATED CASES CLOSED
0	CASES PENDING - AG PRE-FILING
4	CASES PENDING - AG POST-FILING

ENFORCEMENT AGING – COMPLETED ATTORNEY GENERAL AND INHOUSE CASES	
2	UP TO 1 YEAR
1	1 TO 2 YEARS
0	2 TO 3 YEARS
0	OVER 3 YEARS

COURT REPORTERS BOARD OF CALIFORNIA

FORMAL ACTIONS FILED/WITHDRAWN/DISMISSED	
0	RESTRAINING/RESTRICTION/SUSPENSION ORDERS SOUGHT
0	RESTRAINING/RESTRICTION/SUSPENSION ORDERS GRANTED
5	ACCUSATIONS FILED
0	PETITIONS TO REVOKE PROBATION AND ACCUSATIONS AND PETITIONS TO REVOKE PROBATION FILED
0	ACCUSATIONS WITHDRAWN/DISMISSED
0	PETITIONS TO REVOKE PROBATION AND ACCUSATIONS AND PETITIONS TO REVOKE PROBATION WITHDRAWN/DISMISSED

ADMINISTRATIVE OUTCOMES/FINAL ORDERS	
1	REVOCATION
1	SURRENDER OF LICENSE
0	SUSPENSION ONLY
0	PROBATION WITH SUSPENSION
0	PROBATION ONLY
1	PUBLIC REPRIMAND/PUBLIC REPROVAL/PUBLIC LETTER OF REPRIMAND
0	OTHER DECISIONS
3	TOTAL
334	AVERAGE NUMBER OF DAYS FROM CLOSURE OF INVESTIGATION TO IMPOSING FORMAL DISCIPLINE
378	AVERAGE NUMBER OF DAYS TO IMPOSE DISCIPLINE FROM RECEIPT OF COMPLAINT

PROBATION	
0	PROBATIONS COMPLETED
3	PROBATIONERS PENDING (CLOSE OF FY)
0	CEASE PRACTICE ORDERS ISSUED

SUBSEQUENT DISCIPLINE	
0	PROBATIONS REVOKED
0	PROBATIONER'S LICENSE SURRENDERED
0	ADDITIONAL PROBATION WITH SUSPENSION
0	ADDITIONAL PROBATION
0	OTHER CONDITIONS ADDED
0	OTHER PROBATION OUTCOME

PETITION FOR MODIFICATION OR TERMINATION OF PROBATION	
0	GRANTED
0	DENIED

PETITION FOR REINSTATEMENT OF REVOKED/SURRENDERED LICENSE/REGISTRATION/CERTIFICATE	
0	GRANTED
0	- LICENSE ISSUED WITH NO RESTRICTIONS
0	- LICENSE ISSUED AND PLACED ON PROBATION
0	- LICENSE ISSUED AND PLACED ON PROBATION WITH PRECEDENT CONDITION
0	- OTHER DECISION
0	DENIED

ADMINISTRATIVE/CRIMINAL COST RECOVERY	
\$8,385.00	ADMINISTRATIVE COST RECOVERY ORDERED
\$4,275.00	- ORDERED WITH REVOKED/SURRENDERED DECISION
\$4,110.00	- ORDERED WITH ALL OTHER DECISIONS
\$453.75	ADMINISTRATIVE COST RECOVERY COLLECTED
\$0.00	CRIMINAL COST RECOVERY ORDERED
\$0.00	CRIMINAL COST RECOVERY COLLECTED

RESTITUTION TO CONSUMERS/REFUNDS/SAVINGS	
\$0.00	RESTITUTION ORDERED
\$3,818.29	AMOUNT REFUNDED
\$0.00	REWORK AT NO CHARGE
\$435.60	ADJUSTMENTS/RETURNS/EXCHANGES
\$4,253.89	TOTAL SAVINGS ACHIEVED FOR CONSUMERS

SUBSTANCE ABUSING LICENSEES	
0	PROBATIONERS SUBJECT TO DRUG TESTING
0	DRUG TESTS ORDERED
0	POSITIVE DRUG TESTS

APPLICANT ACTION	
0	LICENSE APPLICATION DENIED (NO APPEAL)
0	STATEMENTS OF ISSUES FILED
0	LICENSE DENIED (STATEMENT OF ISSUES GRANTED)
0	LICENSE ISSUED WITH PROBATION OR PROBATIONARY LICENSE ISSUED
0	LICENSE GRANTED (STATEMENT OF ISSUES DENIED)
0	LICENSE ISSUED WITH A PUBLIC LETTER OF REPRIMAND
0	STATEMENT OF ISSUES WITHDRAWN



DENTAL BOARD OF CALIFORNIA

Licenses and regulates dentists, registered dental assistants, registered dental assistants in extended functions, and holders of orthodontic assistant and dental sedation assistant permits.

www.dbc.ca.gov

Staff: 84 civil servant positions, 1 exempt

Licenses, Registrations, Certificates, and Permits: 82,026

Board Membership: 5 public representatives, 10 licensees

Board Leadership:

Vacant	Christy Bell
<i>Executive Officer</i>	<i>Assistant Executive Officer</i>
	christy.bell@dca.ca.gov

Laws and Regulations:

Business and Professions Code section 1600–1808, section 1970–1976

California Code of Regulations, title 16, section 1000–1090.1

Sunset Review:

Last review: 2024 | Next review: 2028

BOARD HIGHLIGHTS

RECIPROCITY

The Dental Board of California does not offer licensure as a dentist or registered dental assistant through reciprocity.

The Board does accept out-of-state dental licenses, in good standing, as a pathway to licensure through the Licensure by Credential application process if additional requirements are met. Requirements are:

- A completed application and payment of all fees.
- A current license issued by another state to practice dentistry that is not revoked, suspended, or otherwise restricted.
- Proof the applicant has either been in active clinical practice or has been a full-time faculty member in an accredited dental education program and in active clinical practice for a total of at least 5,000 hours in five of the seven consecutive years immediately preceding the date of application.
- A maximum of two years of clinical practice credit is allowed for a residency training program accredited by the American Dental Association Commission on Dental Accreditation. With two years of clinical practice, or a completed residency, the remainder of the five-year requirement may be fulfilled with a contract to teach or to practice in settings specified in Business and Professions Code section 1635.5(a)(3)(B) and section 1635.5(a)(3)(C).

- The applicant may not have failed the California licensure exam or the Western Regional Examining Board (WREB) clinical exam within the last five years. A letter from WREB stating that the applicant has not failed the exam must be submitted as proof.
- Fifty units of continuing education in the last two years, including current mandatory courses.

ACCOMPLISHMENTS

Sunset Review

The Board participated in its Sunset Review Hearing on March 12, 2024. The Board's sunset bill (SB 1453, Ashby) extends its regulatory and enforcement authority for another four years until January 1, 2029. The Board submitted 18 legislative proposals to the Assembly Committee on Business and Professions and the Senate Committee on Business, Professions and Economic Development for consideration within the Board's sunset bill. All but one proposal was accepted and included in the bill. The proposals included substantive changes to reduce barriers to licensure and improve access to care while maintaining consumer protection for Californians who seek dental services. Consumer protection remains the Board's priority.

To address increasing complaints of unlicensed practice, the Board submitted a proposal authorizing citations for unlicensed activity to be posted on the Board's website. Another submitted proposal authorized penalties for fraudulent advertising and for distributing misleading information about dental assisting courses or programs. Lastly, additional competency-based educational and experience requirements were either added or clarified through the Sunset Review process.

Communications and Outreach

The Board participated in dental professional and consumer outreach events. In April 2024, Board staff presented at the annual conference of the California Association of Dental Assisting Teachers (CADAT) and the California Dental Assistants Association (CDAA). Topics included initial licensure application pitfalls and frequent deficiencies, continued license maintenance, and continuing education audits. In June 2024, Board staff were interviewed by Univision Los Angeles for a televised segment on how to make informed decisions about dental treatment.

Diversity, Equity, and Inclusion (DEI)

The Board conducted a supplemental diversity, equity, and inclusion (DEI) survey and incorporated the feedback as action items into the Board's strategic plan. Several of these action items are related to the ongoing work of the Board's Access to Care Committee, which was reinstituted in 2023.

To educate dental professionals on DEI and its impact on the delivery of dental services, the Board included a legislative proposal in its sunset bill allowing DEI training courses to count toward fulfilling continuing education requirements.

Regulations

The Board updated its disciplinary guidelines to better protect California consumers and ensure consistency in the Board's enforcement actions. These guidelines went into effect on October 1, 2024. The Board also implemented new regulations that provide for temporary licenses for military spouses or partners of California residents. The purpose is to better serve California consumers of dental services by facilitating the practice of qualified dentists and dental auxiliaries seeking to practice under a license from another jurisdiction as they wait for the processing of their applications for California licensure.

NEW LEGISLATION

SB 1453 (Ashby, Chapter 483, Statutes of 2024)

extends the Board's sunset date from January 1, 2025, to January 1, 2029. This bill also makes changes related to the composition of the board, expands eligibility requirement options, and adds more detailed descriptions of requirements to obtain a license for registered dental assistants with an effective date of July 1, 2025. Additionally, the bill clarifies the licensure by credentialing pathway and eliminates the licensure by portfolio pathway for dentists, along with other statutory changes in response to issues that arose in the sunset review process.

DENTAL BOARD OF CALIFORNIA

LICENSE REQUIREMENTS*

LICENSE REQUIREMENTS	Y/N
CONTINUING EDUCATION/COMPETENCY	Y
DEGREE/PROFESSIONAL SCHOOLING*	Y
EXAMINATION	Y
FINGERPRINT REQUIREMENT	Y
QUALIFYING EXPERIENCE (MAY INCLUDE EDUCATION)	Y

* Applies to Dentist License, Oral and Maxillofacial Surgery Permit, and Special Permit.

FEES*

LICENSE TYPE	ACTUAL FEE	STATUTORY LIMIT
ADDITIONAL OFFICE PERMIT		
APPLICATION FEE	\$350.00	\$750.00
RENEWAL FEE	\$250.00	\$1,200.00
DENTAL SEDATION ASSISTANT PERMIT		
APPLICATION FEE	\$120.00	\$200.00
WRITTEN EXAMINATION	\$27.23	ACTUAL COST OF EXAMINATION SET BY PSI
RENEWAL FEE	\$100.00	\$200.00
DENTIST LICENSURE BY (ADEX) EXAMINATION		
APPLICATION FEE	\$400.00	\$1,000.00
INITIAL LICENSE FEE	\$650.00	\$800.00
DENTAL LAW AND ETHICS APPLICATION	\$125.00	\$250.00
DENTAL LAW AND ETHICS EXAMINATION FEE	\$24.75	ACTUAL COST OF EXAMINATION SET BY PSI
ADEX EXAMINATION	\$2,295.00	SET BY ADEX
RENEWAL FEE	\$650.00	\$800.00
DENTIST LICENSURE BY CREDENTIAL		
APPLICATION FEE	\$525.00	\$1,000.00
INITIAL LICENSE FEE	\$650.00	\$800.00
RENEWAL FEE	\$650.00	\$800.00
DENTIST LICENSURE BY PORTFOLIO		
APPLICATION FEE	\$400.00	\$1,500.00
INITIAL LICENSE FEE	\$650.00	\$800.00
DENTAL LAW AND ETHICS APPLICATION	\$125.00	\$250.00
DENTAL LAW AND ETHICS EXAMINATION FEE	\$24.75	ACTUAL COST OF EXAMINATION SET BY PSI
RENEWAL FEE	\$650.00	\$800.00

LICENSE TYPE (CONTINUED)	ACTUAL FEE	STATUTORY LIMIT
DENTIST LICENSURE BY RESIDENCY		
APPLICATION FEE	\$800.00	\$1,000.00
INITIAL LICENSE FEE	\$650.00	\$800.00
DENTAL LAW AND ETHICS APPLICATION	\$125.00	\$250.00
DENTAL LAW AND ETHICS EXAMINATION FEE	\$24.75	ACTUAL COST OF EXAMINATION SET BY PSI
RENEWAL FEE	\$650.00	\$800.00
DENTIST LICENSURE BY (WREB**) EXAMINATION		
APPLICATION FEE	\$400.00	\$1,000.00
INITIAL LICENSE FEE	\$650.00	\$800.00
DENTAL LAW AND ETHICS APPLICATION	\$125.00	\$250.00
DENTAL LAW AND ETHICS EXAMINATION FEE	\$24.75	ACTUAL COST OF EXAMINATION SET BY PSI
WREB EXAMINATION	\$2,185.00–\$2,420.00	SET BY WREB
RENEWAL FEE	\$650.00	\$800.00
ELECTIVE FACIAL COSMETIC SURGERY PERMIT		
APPLICATION FEE	\$850.00	\$4,000.00
RENEWAL FEE	\$400.00	\$400.00
FICTITIOUS NAME PERMIT		
APPLICATION FEE	\$650.00	\$800.00
RENEWAL FEE	\$325.00	\$400.00
GENERAL ANESTHESIA PERMIT		
APPLICATION FEE	\$524.00	\$1,000.00
RENEWAL FEE	\$325.00	\$600.00
GENERAL ANESTHESIA PERMIT – PEDIATRIC ENDORSEMENT		
APPLICATION FEE	\$532.00	\$1,000.00
MEDICAL GENERAL ANESTHESIA PERMIT		
APPLICATION FEE	\$524.00	\$1,000.00
RENEWAL FEE	\$325.00	\$600.00
MEDICAL GENERAL ANESTHESIA PERMIT – PEDIATRIC ENDORSEMENT		
APPLICATION FEE	\$532.00	\$1,000.00
MOBILE DENTAL CLINIC PERMIT		
APPLICATION FEE	\$100.00	\$750.00
RENEWAL FEE	\$100.00	\$750.00
MODERATE SEDATION PERMIT		
APPLICATION FEE	\$524.00	\$1,000.00
RENEWAL FEE	\$325.00	\$600.00

DENTAL BOARD OF CALIFORNIA

LICENSE TYPE (CONTINUED)	ACTUAL FEE	STATUTORY LIMIT
MODERATE SEDATION PERMIT - PEDIATRIC ENDORSEMENT		
APPLICATION FEE	\$532.00	\$1,000.00
ORAL AND MAXILLOFACIAL SURGERY PERMIT		
APPLICATION FEE	\$500.00	\$1,000.00
RENEWAL FEE	\$650.00	\$1,200.00
ORAL CONSCIOUS SEDATION CERTIFICATE		
APPLICATION FEE	\$368.00	\$1,000.00
RENEWAL FEE	\$168.00	\$600.00
ORTHODONTIC ASSISTANT PERMIT		
APPLICATION FEE	\$120.00	\$200.00
WRITTEN EXAMINATION	\$36.91	ACTUAL COST OF EXAMINATION SET BY PSI
RENEWAL FEE	\$100.00	\$200.00
PEDIATRIC MINIMAL SEDATION PERMIT		
APPLICATION FEE	\$459.00	\$1,000.00
RENEWAL FEE	\$182.00	\$600.00
REGISTERED DENTAL ASSISTANT		
APPLICATION FEE	\$120.00	\$200.00
GENERAL AND LAW AND ETHICS EXAMINATION	\$42.35	ACTUAL COST OF EXAMINATION SET BY PSI
RENEWAL FEE	\$100.00	\$200.00
REGISTERED DENTAL ASSISTANT IN EXTENDED FUNCTIONS		
APPLICATION FEE	\$120.00	\$200.00
WRITTEN EXAMINATION FEE	\$24.75	ACTUAL COST OF EXAMINATION SET BY PSI
RENEWAL FEE	\$100.00	\$200.00
REGISTERED PROVIDER PERMIT		
APPLICATION FEE	\$410.00	\$500.00
RENEWAL FEE	\$325.00	N/A
SPECIAL PERMIT		
APPLICATION FEE	1,000.00	1,000.00
DENTAL LAW AND ETHICS EXAMINATION FEE	\$24.75	ACTUAL COST OF EXAMINATION SET BY PSI
RENEWAL FEE	\$125.00	\$600.00

* Additional fees may be required. Refer to the laws and regulations for details.

** WREB examination is no longer administered as of August 1, 2022, per CDCA-WREB-CITA merger. Examination results are valid for five years.

SUMMARY OF LICENSING ACTIVITY

INITIAL LICENSES/REGISTRATIONS/CERTIFICATES/PERMITS			
LICENSE TYPE	APPLICATIONS RECEIVED	ISSUED	RENEWED
ADDITIONAL OFFICE PERMIT	369	294	1,098
DENTAL SEDATION ASSISTANT PERMIT	11	9	28
DENTIST LICENSE	2,720	1,341	17,864
ELECTIVE FACIAL COSMETIC SURGERY PERMIT	2	1	13
FICTITIOUS NAME PERMIT	849	779	3,182
GENERAL ANESTHESIA PERMIT	36	29	472
MEDICAL GENERAL ANESTHESIA PERMIT	33	29	53
MOBILE DENTAL CLINIC PERMIT	22	12	12
MODERATE SEDATION PERMIT	280	276	45
ORAL AND MAXILLOFACIAL SURGERY PERMIT	1	1	50
ORAL CONSCIOUS SEDATION CERTIFICATE	118	117	507
ORTHODONTIC ASSISTANT PERMIT	248	169	821
PEDIATRIC MINIMAL SEDATION PERMIT	214	210	17
REGISTERED DENTAL ASSISTANT LICENSE	3,231	2,502	15,303
REGISTERED DENTAL ASSISTANT IN EXTENDED FUNCTIONS LICENSE	196	221	1,041
REGISTERED PROVIDER PERMIT	97	57	357
SPECIAL PERMIT FOR FACULTY	27	10	31
TOTAL	8,454	6,057	40,894

APPLICATIONS FOR INITIAL EXAMINATION/RE-EXAMINATION				
LICENSE TYPE	EXAM TYPE	INITIAL APPLICATIONS FOR EXAMINATION RECEIVED	APPLICATIONS FOR RE-EXAMINATION RECEIVED	EXAMINATION APPLICATIONS APPROVED
DENTIST LICENSE	DENTIST LAW AND ETHICS EXAMINATION	1,269	393	1,619
DENTAL SEDATION ASSISTANT PERMIT	DENTAL SEDATION ASSISTANT WRITTEN EXAMINATION	11	1	9
ORTHODONTIC ASSISTANT PERMIT	ORTHODONTIC ASSISTANT WRITTEN EXAMINATION	248	178	391

DENTAL BOARD OF CALIFORNIA

APPLICATIONS FOR INITIAL EXAMINATION/RE-EXAMINATION (CONTINUED)				
LICENSE TYPE	EXAM TYPE	INITIAL APPLICATIONS FOR EXAMINATION RECEIVED	APPLICATIONS FOR RE-EXAMINATION RECEIVED	EXAMINATION APPLICATIONS APPROVED
REGISTERED DENTAL ASSISTANT IN EXTENDED FUNCTIONS LICENSE	REGISTERED DENTAL ASSISTANT IN EXTENDED FUNCTIONS WRITTEN EXAMINATION	196	108	305
REGISTERED DENTAL ASSISTANT LICENSE	REGISTERED DENTAL ASSISTANT COMBINED EXAMINATION	3,231	1,406	4,307
SPECIAL PERMIT FOR FACULTY	DENTIST LAW AND ETHICS FOR SPECIAL PERMIT EXAMINATION	13	0	11
TOTAL		4,968	2,086	6,642

ASSOCIATED CERTIFICATIONS			
LICENSE TYPE	INITIAL APPLICATIONS RECEIVED	CERTIFICATIONS ISSUED	CERTIFICATION POPULATION
GENERAL ANESTHESIA PERMIT-PEDIATRIC ENDORSEMENT	70	66	98
MEDICAL GENERAL ANESTHESIA PERMIT-PEDIATRIC ENDORSEMENT	39	38	66
MODERATE SEDATION PERMIT-PEDIATRIC ENDORSEMENT	30	26	35
TOTAL	139	130	199

LICENSING POPULATION BY TYPE					
LICENSE TYPE	ACTIVE LICENSES/ REGISTRATIONS/ CERTIFICATES/ PERMITS	DELINQUENT/ EXPIRED	RETIRED	INACTIVE	OTHER
ADDITIONAL OFFICE PERMIT	2,527	1,285	0	0	0
CONSCIOUS SEDATION PERMIT	153	0	0	0	0
DENTAL SEDATION ASSISTANT PERMIT	53	12	0	4	0
DENTIST LICENSE	35,215	6,101	0	1,692	0
ELECTIVE FACIAL COSMETIC SURGERY PERMIT	27	6	0	0	0
EXTRAMURAL DENTAL FACILITY	67	0	0	0	0

LICENSING POPULATION BY TYPE (CONTINUED)					
LICENSE TYPE	ACTIVE LICENSES/ REGISTRATIONS/ CERTIFICATES/ PERMITS	DELINQUENT/ EXPIRED	RETIRED	INACTIVE	OTHER
FICTITIOUS NAME PERMIT	6,886	2,694	0	0	0
GENERAL ANESTHESIA PERMIT	935	44	0	0	0
MEDICAL GENERAL ANESTHESIA PERMIT	150	38	0	1	0
MOBILE DENTAL CLINIC PERMIT	48	40	0	0	0
MODERATE SEDATION PERMIT*	446	4	0	0	0
ORAL AND MAXILLOFACIAL SURGERY PERMIT	96	10	0	0	0
ORAL CONSCIOUS SEDATION CERTIFICATE	1,512	405	0	0	0
ORTHODONTIC ASSISTANT PERMIT	1,703	372	0	50	0
PEDIATRIC MINIMAL SEDATION PERMIT	308	2	0	0	0
REGISTERED DENTAL ASSISTANT	29,084	13,446	0	3,703	4
REGISTERED DENTAL ASSISTANT IN EXTENDED FUNCTIONS	2,108	327	0	82	0
REGISTERED PROVIDER PERMIT	737	616	0	0	0
SPECIAL PERMIT	38	9	0	0	0
TOTAL	82,093	25,411	0	5,532	4

* The Moderate Sedation (MS) Permit has effectively replaced the Conscious Sedation (CS) Permit, which is no longer being issued or renewed due to SB 501 (Glazer, Chapter 929, Statutes of 2018).

RENEWAL AND CONTINUING EDUCATION (CE)		
LICENSE TYPE	FREQUENCY OF RENEWAL	NUMBER OF CE HOURS REQUIRED EACH CYCLE
ADDITIONAL OFFICE PERMIT	EVERY 2 YEARS	N/A
DENTAL SEDATION ASSISTANT PERMIT	EVERY 2 YEARS	25
DENTIST LICENSE	EVERY 2 YEARS	50
ELECTIVE FACIAL COSMETIC SURGERY PERMIT	EVERY 2 YEARS	N/A
FICTITIOUS NAME PERMIT	EVERY 2 YEARS	N/A
GENERAL ANESTHESIA PERMIT	EVERY 2 YEARS	24
MEDICAL GENERAL ANESTHESIA PERMIT	EVERY 2 YEARS	24
MOBILE DENTAL CLINIC PERMIT	EVERY 2 YEARS	N/A

DENTAL BOARD OF CALIFORNIA

RENEWAL AND CONTINUING EDUCATION (CE) (CONTINUED)

LICENSE TYPE	FREQUENCY OF RENEWAL	NUMBER OF CE HOURS REQUIRED EACH CYCLE
ORAL CONSCIOUS SEDATION CERTIFICATE	EVERY 2 YEARS	7
ORAL AND MAXILLOFACIAL SURGERY PERMIT	EVERY 2 YEARS	50
ORTHODONTIC ASSISTANT PERMIT	EVERY 2 YEARS	25
PEDIATRIC MINIMAL SEDATION PERMIT	EVERY 2 YEARS	N/A
REGISTERED DENTAL ASSISTANT	EVERY 2 YEARS	25
REGISTERED DENTAL ASSISTANT IN EXTENDED FUNCTIONS	EVERY 2 YEARS	25
REGISTERED PROVIDER PERMIT	EVERY 2 YEARS	N/A
SPECIAL PERMIT FOR FACULTY	EVERY YEAR	25

EXAMINATION RESULTS

LICENSE TYPE	EXAM DESCRIPTION	% PASS	% FAIL	TOTAL NUMBER CANDIDATES
DENTIST LICENSE*	ADEX Examination 2023	92%	8%	6,631
DENTIST LICENSE	DENTISTRY LAW AND ETHICS	87%	13%	1,301
DENTAL SEDATION ASSISTANT PERMIT	DSA WRITTEN EXAM	88%	12%	8
ORTHODONTIC ASSISTANT PERMIT	OA WRITTEN	72%	28%	171
REGISTERED DENTAL ASSISTANT	RDA COMBINE	80%	20%	2,467
REGISTERED DENTAL ASSISTANT IN EXTENDED FUNCTIONS LICENSE	AEF WRITTEN	83%	17%	213

*ADEX examination results are provided by vendor for calendar year 2023.

SUMMARY OF ENFORCEMENT ACTIVITY

COMPLAINTS—INTAKE

5,402	RECEIVED
5	CLOSED WITHOUT REFERRAL FOR INVESTIGATION
5,378	REFERRED FOR INVESTIGATION
25	PENDING

INVESTIGATIONS

5,378	OPENED
5,338	CLOSED
1,978	PENDING

ENFORCEMENT AGING—COMPLETED INTAKE AND INVESTIGATIONS

3,881	UP TO 90 DAYS
801	91 TO 180 DAYS
199	181 DAYS TO 1 YEAR
188	1 TO 2 YEARS
237	2 TO 3 YEARS
32	OVER 3 YEARS
3	AVERAGE NUMBER OF DAYS FROM RECEIPT OF COMPLAINT TO ASSIGNMENT OF INVESTIGATOR
128	AVERAGE NUMBER OF DAYS FOR ALL INVESTIGATION OUTCOMES (FROM START OF INVESTIGATION TO REFERRAL FOR PROSECUTION OR CASE CLOSURE WITHOUT REFERRAL FOR PROSECUTION)
129	AVERAGE NUMBER OF DAYS FROM RECEIPT OF COMPLAINT TO REFERRAL FOR ACTION/PROSECUTION OR CASE CLOSURE WITHOUT REFERRAL FOR ACTION/PROSECUTION

INSPECTIONS

86	CONDUCTED
0	CITATIONS ISSUED
0	DISCIPLINARY ACTION TAKEN

CITATIONS AND FINES

1	ISSUED WITHOUT A FINE
263	ISSUED WITH A FINE
42	WITHDRAWN/DISMISSED/REDUCED/MODIFIED
168	AVERAGE NUMBER OF DAYS TO ISSUE A CITATION
0	ADMINISTRATIVE FINES

DENTAL BOARD OF CALIFORNIA

TOTAL AMOUNT OF FINES	
\$238,457.00	ASSESSED
\$56,702.00	WITHDRAWN/DISMISSED/REDUCED
\$179,950.00	COLLECTED

CRIMINAL/CIVIL ACTIONS	
11	REFERRALS FOR CRIMINAL/CIVIL ACTION
7	CRIMINAL ACTIONS FILED
0	CIVIL ACTIONS FILED

OFFICE OF THE ATTORNEY GENERAL/INHOUSE/DISCIPLINARY ACTIONS	
113	CASES OPENED/INITIATED
85	CASES CLOSED
13	- CONSOLIDATED CASES CLOSED
31	CASES PENDING - AG PRE-FILED
120	CASES PENDING - AG POST-FILED

ENFORCEMENT AGING – COMPLETED ATTORNEY GENERAL AND INHOUSE CASES	
32	UP TO 1 YEAR
36	1 TO 2 YEARS
11	2 TO 3 YEARS
5	OVER 3 YEARS

FORMAL ACTIONS FILED/WITHDRAWN/DISMISSED	
6	RESTRAINING/RESTRICTION/SUSPENSION ORDERS SOUGHT
3	RESTRAINING/RESTRICTION/SUSPENSION ORDERS GRANTED
83	ACCUSATIONS FILED
5	PETITIONS TO REVOKE PROBATION AND ACCUSATIONS AND PETITIONS TO REVOKE PROBATION FILED
2	ACCUSATIONS WITHDRAWN/DISMISSED
0	PETITIONS TO REVOKE PROBATION AND ACCUSATIONS AND PETITIONS TO REVOKE PROBATION WITHDRAWN/DISMISSED

ADMINISTRATIVE OUTCOMES/FINAL ORDERS	
9	REVOCATION
6	SURRENDER OF LICENSE
0	PROBATION WITH SUSPENSION
1	SUSPENSION ONLY
29	PROBATION
11	PUBLIC REPRIMAND/PUBLIC REPROVAL/PUBLIC LETTER OF REPRIMAND
0	OTHER DECISIONS
56	TOTAL
474	AVERAGE NUMBER OF DAYS FROM CLOSURE OF INVESTIGATION TO IMPOSING FORMAL DISCIPLINE
1,233	AVERAGE NUMBER OF DAYS TO IMPOSE DISCIPLINE FROM RECEIPT OF COMPLAINT

PROBATION	
30	PROBATIONS COMPLETED
106	PROBATIONERS PENDING (CLOSE OF FY) (BOTH FACILITIES AND INDIVIDUALS)
0	CEASE PRACTICE ORDERS ISSUED

SUBSEQUENT DISCIPLINE	
2	PROBATIONS REVOKED
0	PROBATIONER'S LICENSE SURRENDERED
0	ADDITIONAL PROBATION WITH SUSPENSION
0	ADDITIONAL PROBATION
0	OTHER CONDITIONS ADDED ONLY
0	OTHER PROBATION OUTCOME

PETITION FOR MODIFICATION OR TERMINATION OF PROBATION	
5	GRANTED
3	DENIED

PETITION FOR REINSTATEMENT OF REVOKED/SURRENDERED LICENSE/REGISTRATION/CERTIFICATE

1	GRANTED
0	- LICENSE ISSUED WITH NO RESTRICTIONS
1	- LICENSE ISSUED AND PLACED ON PROBATION
0	- LICENSE ISSUED AND PLACED ON PROBATION WITH PRECEDENT CONDITION
0	- OTHER DECISION
2	DENIED

ADMINISTRATIVE/CRIMINAL COST RECOVERY

\$466,611.86	ADMINISTRATIVE COST RECOVERY ORDERED
\$3,125.75	- ORDERED WITH REVOKED/SURRENDERED DECISION
\$463,486.11	- ORDERED WITH ALL OTHER DECISIONS
\$632,059.30	ADMINISTRATIVE COST RECOVERY COLLECTED
0	CRIMINAL COST RECOVERY ORDERED
0	CRIMINAL COST RECOVERY COLLECTED

RESTITUTION TO CONSUMERS/REFUNDS/SAVINGS

N/A	RESTITUTION ORDERED
N/A	AMOUNT REFUNDED
N/A	REWORK AT NO CHARGE
N/A	ADJUSTMENTS/RETURNS/EXCHANGES
N/A	TOTAL SAVINGS ACHIEVED FOR CONSUMERS

SUBSTANCE ABUSING LICENSEES

3	PROBATIONERS SUBJECT TO DRUG TESTING
216	DRUG TESTS ORDERED
0	POSITIVE DRUG TESTS

APPLICANT ACTION

0	LICENSE APPLICATION DENIED (NO APPEAL)
10	STATEMENTS OF ISSUES FILED
0	LICENSE DENIED (STATEMENT OF ISSUES GRANTED)
5	LICENSE ISSUED WITH PROBATION OR PROBATIONARY LICENSE ISSUED
0	LICENSE GRANTED (STATEMENT OF ISSUES DENIED)
0	LICENSE ISSUED WITH A PUBLIC LETTER OF REPRIMAND
2	STATEMENT OF ISSUES WITHDRAWN



DHBC

Dental Hygiene
Board of California

DENTAL HYGIENE BOARD OF CALIFORNIA

Licenses and regulates registered dental hygienists, registered dental hygienists in extended functions, and registered dental hygienists in alternative practice. Also oversees and approves all California dental hygiene educational programs.

www.dhbc.ca.gov

Staff: 14 civil servant positions, 1 exempt

Licenses, Registrations, Certificates, and Permits: 19,011

Board Membership: 4 public representatives, 5 licensees

Board Leadership:

Anthony Lum

Executive Officer

anthony.lum@dca.ca.gov

Laws and Regulations:

Business and Professions Code section 1900–1967.4

California Code of Regulations, title 16, section 1000–1023.8, section 1067–1090.1

California Code of Regulations, title 16, section 1100–1153

Sunset Review:

Last review: 2023 | Next review: 2027

BOARD HIGHLIGHTS

RECIPROCITY

Pursuant to Business and Professions Code section 1917.1, registered dental hygienists who are licensed in good standing in a state other than California for five years or more may achieve “licensure by credential” rather than through examination.

ACCOMPLISHMENTS

Strategic Plan

The Board developed its 2024-28 Strategic Plan, using data collected from surveys to stakeholders and Board staff. As part of developing the strategic plan, Board leadership, Board staff, and members of the public participated in a strategic planning session facilitated by DCA’s SOLID Planning Unit. The Board’s strategic plan reflects its mission of consumer protection in the dental hygiene profession. Highlights include simplifying renewal application language in BreEZe, reviewing and amending the Board’s disciplinary guidelines, pursuing the transfer of dental hygiene regulations found in existing Dental Board of California regulations into the Board’s regulations, improving the Board’s website, and increasing outreach to consumers, applicants, and licensees through social media, newsletters, and the Board’s website.

Communications and Outreach

The Board updated its website to enhance user experience. The Applicants page has been streamlined to include concise information and content, including directions to assist with application submission. As a result of the updates, the Board is receiving fewer calls and emails from applicants who have issues with the application process.

Updates to Licensing

The Board created a manager position to oversee the Licensing and Permit Issuance programs. This position manages and supervises program activities and staff, reviews and implements changes to improve efficiency, and oversees the Board's BreZze database system.

In 2023, the Board's Licensing Unit underwent changes that streamlined the Board's processes in reviewing and approving all applications the Board receives. As a result, the Board experienced increased productivity and efficiency within the unit, resulting in all complete applications being processed within 30 days or less.

Due to the Board's extensive oversight of Dental Hygiene Educational Programs (DHEP), the Legislature approved an amendment to Business and Professions Code section 1917(b)(2) [via Assembly Bill 1257 (Berman, Chapter 677, Statutes of 2023)]. Effective January 1, 2024, the changes allow all students who graduated from a Board-approved and Commission on Dental Accreditation (CODA)-accredited California DHEP, exemption from completing a dental hygiene clinical examination if they apply for the license within three years of their graduation date. Other legislative changes from AB 1257 that went into effect on January 1, 2024, include requiring registered dental hygienist (RDH) applicants to have a current certification in basic life support and allows an RDH or RDH in alternative practice to provide oral health in-service training to staff in a long-term health care facility.

Updates to Enforcement

The Board's Enforcement Unit continued to work diligently to reduce the backlog of citations and fines due to a large percentage of licensees failing to complete their continuing education hours required for the license renewal. The Board issued 363 citations and fines and collected approximately \$225,000 in fines.

The Board conducted seven DHEP site visits and identified major deficiencies of the laws or standards in two of them. Consequently, the Board placed them on probation to provide direct oversight and ensure compliance.

Updates to Regulations

The Board promulgated two regulatory packages. The approved regulations implemented by the Board were to 1) create a military and military spouse temporary license category; and 2) clarify the faculty to student ratios in DHEPs. The Board is currently promulgating three additional regulations pertaining to registering Registered Dental Hygienist in Alternative Practice (RDHAP)

Mobile Dental Hygiene Clinics and RDHAP stand-alone practices, as well as an appeals process and reinstatement of withdrawn DHEPs.

Diversity, Equity, and Inclusion (DEI)

The Board is dedicated to diversity, equity, and inclusion (DEI) goals and objectives by implementing and advocating for laws, regulations, policies, and procedures that create an environment where everyone feels valued and respected.

The Board executive leadership participated in DEI training facilitated by DCA's SOLID Training Unit. All Board staff have been encouraged to attend DEI trainings as they become available to help create a culture of awareness, reduce unconscious bias, and support those from varying backgrounds.

As part of the Board's commitment to DEI, the Board utilizes third-party translation services to assist those who are not fluent in English. In addition, the Board is exploring options with the Office of Professional Examination Services (OPES) and Professional Service Industries (PSI) to translate the Law and Ethics examination into Spanish.

NEW LEGISLATION

SB 1451 (Ashby, Chapter 481, Statutes of 2024) deletes a provision that required the Dental Board of California to approve, modify, or reject recommendations submitted by the Dental Hygiene Board. It also authorizes a registered dental hygienist in alternative practice with an existing practice in a dental health professional shortage area to continue to provide dental hygiene services if certification by the Department of Health Care Access is removed and the registered dental hygienist in alternative practice annually provides specified information to certain patients.

DENTAL HYGIENE BOARD OF CALIFORNIA

LICENSE REQUIREMENTS*

LICENSE REQUIREMENTS	Y/N
CONTINUING EDUCATION/COMPETENCY	Y
DEGREE/PROFESSIONAL SCHOOLING	Y
EXAMINATION	Y
FINGERPRINT REQUIREMENT	Y
QUALIFYING EXPERIENCE (MAY INCLUDE EDUCATION)	Y

* Applicable to specific license types. Refer to the laws and regulations for details.

FEES*

LICENSE TYPE	ACTUAL FEE	STATUTORY LIMIT
FICTITIOUS NAME PERMIT		
APPLICATION FEE—PERMIT ISSUED MORE THAN 1 YEAR	\$160.00	\$500.00
APPLICATION FEE—PERMIT ISSUED LESS THAN 1 YEAR	\$80.00	\$500.00
PERMIT RENEWAL FEE	\$160.00	\$500.00
MISCELLANEOUS FEES		
CERTIFICATION OF LICENSURE FEE	\$25.00	1/2 LICENSE RENEWAL FEE
REGISTERED DENTAL HYGIENIST		
APPLICATION FEE (WESTERN REGIONAL EXAMINATION BOARD, CENTRAL REGIONAL TESTING SERVICES, OR LICENSURE BY CREDENTIAL)	\$100.00	\$250.00
LICENSE ISSUANCE FEE	\$100.00	\$250.00
LICENSE RENEWAL FEE	\$300.00	\$500.00
REGISTERED DENTAL HYGIENIST IN ALTERNATIVE PRACTICE		
APPLICATION FEE	\$100.00	\$250.00
LICENSE ISSUANCE FEE	\$250.00	\$250.00
LICENSE RENEWAL FEE	\$160.00	\$500.00
REGISTERED DENTAL HYGIENIST IN EXTENDED FUNCTIONS		
LICENSE RENEWAL FEE	\$300.00	\$500.00

* Additional fees may be required. Refer to the laws and regulations for details.

SUMMARY OF LICENSING ACTIVITY

INITIAL LICENSES/REGISTRATIONS/CERTIFICATES/PERMITS			
LICENSE TYPE	APPLICATIONS RECEIVED	ISSUED	RENEWED
FICTITIOUS NAME PERMIT	26	19	63
REGISTERED DENTAL HYGIENIST LICENSE	832	864	9,392
REGISTERED DENTAL HYGIENIST IN ALTERNATIVE PRACTICE LICENSE	69	80	402
REGISTERED DENTAL HYGIENIST IN EXTENDED FUNCTIONS LICENSE*	0	0	12
TOTAL	927	963	9,869

* The Board no longer accepts applications or issues licenses in the discipline of registered dental hygienist in extended functions. Individuals who were issued those licenses in the past may continue to renew them.

APPLICATIONS FOR INITIAL EXAMINATION/RE-EXAMINATION				
LICENSE TYPE	EXAM TYPE	INITIAL APPLICATIONS FOR EXAMINATION RECEIVED	APPLICATIONS FOR RE-EXAMINATION RECEIVED	EXAMINATION APPLICATIONS APPROVED
REGISTERED DENTAL HYGIENIST	REGISTERED DENTAL HYGIENIST LAW AND ETHICS EXAMINATION	832	404	1,219
REGISTERED DENTAL HYGIENIST IN ALTERNATIVE PRACTICE	REGISTERED DENTAL HYGIENIST IN ALTERNATIVE PRACTICE LAW AND ETHICS EXAMINATION	69	57	132
TOTAL		901	461	1,351

LICENSING POPULATION BY TYPE					
LICENSE TYPE	ACTIVE LICENSES/ REGISTRATIONS/ CERTIFICATES/ PERMITS	DELINQUENT/ EXPIRED	RETIRED	INACTIVE	OTHER
FICTITIOUS NAME PERMIT	141	76	0	0	0
REGISTERED DENTAL HYGIENIST	18,083	4,107	632	1,420	0
REGISTERED DENTAL HYGIENIST IN ALTERNATIVE PRACTICE	768	117	32	63	0
REGISTERED DENTAL HYGIENIST IN EXTENDED FUNCTIONS	15	9	0	2	0
TOTAL	19,007	4,309	664	1,485	0

DENTAL HYGIENE BOARD OF CALIFORNIA

RENEWAL AND CONTINUING EDUCATION (CE)		
LICENSE TYPE	FREQUENCY OF RENEWAL	NUMBER OF CE HOURS REQUIRED EACH CYCLE
REGISTERED DENTAL HYGIENIST	EVERY 2 YEARS	25
REGISTERED DENTAL HYGIENIST IN ALTERNATIVE PRACTICE	EVERY 2 YEARS	35
REGISTERED DENTAL HYGIENIST IN EXTENDED FUNCTIONS	EVERY 2 YEARS	25

EXAMINATION RESULTS				
LICENSE TYPE	EXAM DESCRIPTION	% PASS	% FAIL	TOTAL NUMBER CANDIDATES
REGISTERED DENTAL HYGIENIST	CALIFORNIA LAWS & ETHICS EXAM	82%	18%	847
REGISTERED DENTAL HYGIENIST	CDCA/WREB/CITA (ADEX)	100%	0%	34
REGISTERED DENTAL HYGIENIST	CENTRAL REGIONAL DENTAL TESTING SERVICES	100%	0%	219
REGISTERED DENTAL HYGIENIST	WESTERN REGIONAL EXAMINING BOARD	100%	0%	308
REGISTERED DENTAL HYGIENIST IN ALTERNATIVE PRACTICE	HAP CALIFORNIA LAWS & ETHICS EXAM	76%	24%	76

*Effective January 1, 2024, for CA dental hygiene graduates, they no longer require a passing clinical examination result to obtain the dental hygiene license IF they apply for the license within 3 years of the graduation date. If they apply after the 3 years or for any out-of-state applicants, a passing clinical examination result is required to apply for the license.

SUMMARY OF ENFORCEMENT ACTIVITY

COMPLAINTS—INTAKE	
561	RECEIVED
2	CLOSED WITHOUT REFERRAL FOR INVESTIGATION
560	REFERRED FOR INVESTIGATION
0	PENDING

INVESTIGATIONS	
560	OPENED
600	CLOSED
101	PENDING

ENFORCEMENT AGING—COMPLETED INTAKE AND INVESTIGATIONS	
486	UP TO 90 DAYS
17	91 TO 180 DAYS
36	181 DAYS TO 1 YEAR
41	1 TO 2 YEARS
17	2 TO 3 YEARS
3	OVER 3 YEARS
2	AVERAGE NUMBER OF DAYS FROM RECEIPT OF COMPLAINT TO ASSIGNMENT OF INVESTIGATOR
113	AVERAGE NUMBER OF DAYS FOR ALL INVESTIGATION OUTCOMES (FROM START OF INVESTIGATION TO REFERRAL FOR PROSECUTION OR CASE CLOSURE WITHOUT REFERRAL FOR PROSECUTION)
114	AVERAGE NUMBER OF DAYS FROM RECEIPT OF COMPLAINT TO REFERRAL FOR ACTION/PROSECUTION OR CASE CLOSURE WITHOUT REFERRAL FOR ACTION/PROSECUTION

INSPECTIONS	
0	CONDUCTED
0	CITATIONS ISSUED
0	DISCIPLINARY ACTION TAKEN

CITATIONS AND FINES	
0	ISSUED WITHOUT A FINE
380	ISSUED WITH A FINE
42	WITHDRAWN/DISMISSED/REDUCED/MODIFIED
16	AVERAGE NUMBER OF DAYS TO ISSUE A CITATION
0	ADMINISTRATIVE FINES

TOTAL AMOUNT OF FINES	
\$305,300.00	ASSESSED
\$21,650.00	WITHDRAWN/DISMISSED/REDUCED
\$296,818.70	COLLECTED

CRIMINAL/CIVIL ACTIONS	
0	REFERRALS FOR CRIMINAL/CIVIL ACTION
0	CRIMINAL ACTIONS FILED
0	CIVIL ACTIONS FILED

OFFICE OF THE ATTORNEY GENERAL/INHOUSE/DISCIPLINARY ACTIONS	
18	CASES OPENED/INITIATED
6	CASES CLOSED
0	- CONSOLIDATED CASES CLOSED
8	CASES PENDING - AG PRE-FILING
13	CASES PENDING - AG POST-FILING

DENTAL HYGIENE BOARD OF CALIFORNIA

ENFORCEMENT AGING – COMPLETED ATTORNEY GENERAL AND INHOUSE CASES	
3	UP TO 1 YEAR
3	1 TO 2 YEARS
0	2 TO 3 YEARS
0	OVER 3 YEARS

FORMAL ACTIONS FILED/WITHDRAWN/DISMISSED	
0	RESTRAINING/RESTRICTION/SUSPENSION ORDERS SOUGHT
0	RESTRAINING/RESTRICTION/SUSPENSION ORDERS GRANTED
8	ACCUSATIONS FILED
0	PETITIONS TO REVOKE PROBATION AND ACCUSATIONS AND PETITIONS TO REVOKE PROBATION FILED
0	ACCUSATIONS WITHDRAWN/DISMISSED
0	PETITIONS TO REVOKE PROBATION AND ACCUSATIONS AND PETITIONS TO REVOKE PROBATION WITHDRAWN/DISMISSED

ADMINISTRATIVE OUTCOMES/FINAL ORDERS	
1	REVOCATION
2	SURRENDER OF LICENSE
0	PROBATION WITH SUSPENSION
0	SUSPENSION ONLY
2	PROBATION
1	PUBLIC REPRIMAND/PUBLIC REPROVAL/PUBLIC LETTER OF REPRIMAND
0	OTHER DECISIONS
6	TOTAL
324	AVERAGE NUMBER OF DAYS FROM CLOSURE OF INVESTIGATION TO IMPOSING FORMAL DISCIPLINE
664	AVERAGE NUMBER OF DAYS TO IMPOSE DISCIPLINE FROM RECEIPT OF COMPLAINT

PROBATION	
4	PROBATIONS COMPLETED
20	PROBATIONERS PENDING (CLOSE OF FY) (BOTH FACILITIES AND INDIVIDUALS)
0	CEASE PRACTICE ORDERS ISSUED

SUBSEQUENT DISCIPLINE	
0	PROBATIONS REVOKED
0	PROBATIONER'S LICENSE SURRENDERED
0	ADDITIONAL PROBATION WITH SUSPENSION
0	ADDITIONAL PROBATION
0	OTHER CONDITIONS ADDED ONLY
0	OTHER PROBATION OUTCOME

PETITION FOR MODIFICATION OR TERMINATION OF PROBATION	
0	GRANTED
0	DENIED

PETITION FOR REINSTATEMENT OF REVOKED/SURRENDERED LICENSE/REGISTRATION/CERTIFICATE	
1	GRANTED
1	- LICENSE ISSUED WITH NO RESTRICTIONS
0	- LICENSE ISSUED AND PLACED ON PROBATION
0	- LICENSE ISSUED AND PLACED ON PROBATION WITH PRECEDENT CONDITION
0	- OTHER DECISION
0	DENIED

ADMINISTRATIVE/CRIMINAL COST RECOVERY	
\$15,913.75	ADMINISTRATIVE COST RECOVERY ORDERED
\$0.00	- ORDERED WITH REVOKED/SURRENDERED DECISION
\$15,913.75	- ORDERED WITH ALL OTHER DECISIONS
\$30,029.16	ADMINISTRATIVE COST RECOVERY COLLECTED
0	CRIMINAL COST RECOVERY ORDERED
0	CRIMINAL COST RECOVERY COLLECTED

RESTITUTION TO CONSUMERS/REFUNDS/SAVINGS	
N/A	RESTITUTION ORDERED
N/A	AMOUNT REFUNDED
N/A	REWORK AT NO CHARGE
N/A	ADJUSTMENTS/RETURNS/EXCHANGES
N/A	TOTAL SAVINGS ACHIEVED FOR CONSUMERS

SUBSTANCE ABUSING LICENSEES	
21	PROBATIONERS SUBJECT TO DRUG TESTING
621	DRUG TESTS ORDERED
3	POSITIVE DRUG TESTS

APPLICANT ACTION	
5	LICENSE APPLICATION DENIED (NO APPEAL)
3	STATEMENTS OF ISSUES FILED
0	LICENSE DENIED (STATEMENT OF ISSUES GRANTED)
1	LICENSE ISSUED WITH PROBATION OR PROBATIONARY LICENSE ISSUED
0	LICENSE GRANTED (STATEMENT OF ISSUES DENIED)
0	LICENSE ISSUED WITH A PUBLIC LETTER OF REPRIMAND
0	STATEMENT OF ISSUES WITHDRAWN



BUREAU OF HOUSEHOLD GOODS AND SERVICES

BUREAU OF HOUSEHOLD GOODS AND SERVICES

Registers and regulates electronic and appliance repair businesses and has jurisdiction over the sale and administration of service contracts on various consumer products. Licenses and regulates the manufacture and sale (retail, wholesale, and import) of upholstered furniture and bedding, supply dealers, custom upholsterers, bedding sanitizers, and the manufacture of thermal insulation products, and tests for flammability and sanitization. Permits and regulates the transport of household goods and personal effects by household movers and brokers.

bhgs.dca.ca.gov

Staff: 68.9 civil servant positions, 1 exempt, 1 blanket

**Licenses, Registrations, Certificates,
and Permits:** 39,321

Advisory Council Membership: 1 public
representatives, 6 industry members

Bureau Leadership:

Vacant
Chief

Claire Goldstene
Deputy Bureau Chief
claire.goldstene@dca.ca.gov

Laws and Regulations:

Business and Professions Code section 9800–9874; section 19000–
19221; section 19225–19294

California Code of Regulations, title 16, section 2700–2775

California Code of Regulations, title 4, section 1101–1383.6

Sunset Review:

Last review: 2023 | Next review: 2027

BUREAU HIGHLIGHTS

RECIPROCITY

The Bureau does not have reciprocity.

ACCOMPLISHMENTS

Technological Advancements

In March 2024, the Bureau launched new online reporting and payment features for the Household Movers Program as part of DCA's Business Modernization (BizMod) Initiative. Permit holders are now able to submit quarterly reports and pay automatically calculated fees online. Additional phases of the Bureau's BizMod project are anticipated to be completed in fiscal year 2024-25.

Communications and Outreach

Ahead of the March 2024 launch of the new online features for the Household Movers Program, the Bureau released a short video introducing the new process and tips to register and get started. The video was posted on the Bureau's website, shared across social media platforms, and shared with permit holders.

The Bureau engaged in social media outreach, posting regularly on Facebook, X, Instagram, and LinkedIn to share information with consumers, licensees, and applicants across all Bureau programs. The Bureau has increased its overall following by 6.5%.

The Bureau participated in 18 consumer-focused outreach events across California in collaboration with other state agencies and local and state legislators.

BUREAU OF HOUSEHOLD GOODS AND SERVICES

Updates to Enforcement

In April 2024, the Bureau and Federal Motor Carrier Safety Administration (FMCSA) leveraged the Memorandum of Agreement (MOA or Agreement) to conduct a joint enforcement operation in the San Fernando Valley to inspect three different facilities associated with a mover with a history of consumer complaints. The joint operation, “Protect Your Move,” was part of a nationwide crackdown on scam interstate/intrastate household goods movers and brokers. The initiative led to the issuance of several citations and discovery of additional unlicensed carriers operating at the locations.

The Bureau updated how it reports savings to the public to provide more detail than in previous years. This is part of a multi-year approach to help consumers with mediating minor disputes with businesses and taking disciplinary action against movers with serious violations. The Bureau’s efforts resulted in more than \$110,000 in savings for consumers. This sum included approximately \$2,300 in adjustments to bills, \$5,100 worth of follow-up service repairs, \$3,500 in non-monetary settlements of disputes (e.g., replacing a product), and \$101,000 in direct refunds to consumers.

Each year the Bureau conducts enforcement sweeps in specific geographic areas. These sweeps are designed to decrease unlicensed activity within the electronic and appliance repair, service contracts, and home furnishings and thermal insulation industries the Bureau regulates. In fiscal year 2023-24, the Bureau conducted 7 sweeps, visited 121 businesses, and issued 82 citations.

In May 2024, the Bureau simplified its complaint filing process by creating a [single online form](#) that covers all four of its regulated industries.

NEW LEGISLATION

SB 1451 (Ashby, Chapter 481, Statutes of 2024), among other things, exempts out-of-state household movers from California residency and licensure examination requirements, as long as they only conduct interstate moves. This bill also requires the Bureau to post information on its website identifying which movers may conduct intrastate moves and which may only conduct interstate moves.

LICENSE REQUIREMENTS*

LICENSE REQUIREMENTS	Y/N
ELECTRONIC AND APPLIANCE REPAIR REGISTRATIONS/HOME FURNISHINGS AND THERMAL INSULATION LICENSES	
CONTINUING EDUCATION/COMPETENCY	N
DEGREE/PROFESSIONAL SCHOOLING	N
EXAMINATION	N
FINGERPRINT REQUIREMENT	N
QUALIFYING EXPERIENCE (MAY INCLUDE EDUCATION)	N
HOUSEHOLD MOVERS PERMITS	
CONTINUING EDUCATION/COMPETENCY	N
DEGREE/PROFESSIONAL SCHOOLING	N
EXAMINATION	Y
FINGERPRINT REQUIREMENT	Y
QUALIFYING EXPERIENCE (MAY INCLUDE EDUCATION)	N

* Applicable to specific license types. Refer to the laws and regulations for details.

FEES*

LICENSE TYPE	ACTUAL FEE	STATUTORY LIMIT
APPLIANCE SERVICE DEALER		
INITIAL REGISTRATION FEE	\$190.00	\$205.00
RENEWAL FEE	\$190.00	\$205.00
BEDDING RETAILER		
INITIAL LICENSE FEE	\$140.00	\$150.00
RENEWAL FEE	\$140.00	\$150.00
COMBINATION SERVICE DEALER		
INITIAL REGISTRATION FEE	\$375.00	\$405.00
RENEWAL FEE	\$375.00	\$400.00
CUSTOM UPHOLSTERER		
INITIAL LICENSE FEE	\$420.00	\$450.00
RENEWAL FEE	\$420.00	\$450.00
ELECTRONIC SERVICE DEALER		
INITIAL REGISTRATION FEE	\$190.00	\$205.00
RENEWAL FEE	\$190.00	\$205.00
FURNITURE AND BEDDING MANUFACTURER		
INITIAL LICENSE FEE	\$750.00	\$940.00
RENEWAL FEE	\$750.00	\$940.00

BUREAU OF HOUSEHOLD GOODS AND SERVICES

LICENSE TYPE (CONTINUED)	ACTUAL FEE	STATUTORY LIMIT
FURNITURE AND BEDDING RETAILER		
INITIAL LICENSE FEE	\$280.00	\$300.00
RENEWAL FEE	\$280.00	\$300.00
FURNITURE AND BEDDING WHOLESALE		
INITIAL LICENSE FEE	\$625.00	\$675.00
RENEWAL FEE	\$625.00	\$675.00
FURNITURE RETAILER		
INITIAL LICENSE FEE	\$140.00	\$150.00
RENEWAL FEE	\$140.00	\$150.00
HOUSEHOLD MOVER		
INITIAL APPLICATION FEE	\$500.00	\$500.00
QUARTERLY FEE	\$15.00 AND 1/10TH OF 1% OF REVENUE	\$15.00 AND 1/10TH OF 1% OF REVENUE
IMPORTER (INCLUDES OVERSEAS MANUFACTURERS)		
INITIAL LICENSE FEE	\$750.00	\$940.00
RENEWAL FEE	\$750.00	\$940.00
SANITIZER		
INITIAL LICENSE FEE	\$420.00	\$450.00
RENEWAL FEE	\$420.00	\$450.00
SERVICE CONTRACT ADMINISTRATOR		
INITIAL REGISTRATION FEE	\$95.00	\$95.00
RENEWAL FEE	\$95.00	\$95.00
SERVICE CONTRACT SELLER		
INITIAL REGISTRATION FEE	\$95.00	\$95.00
RENEWAL FEE	\$95.00	\$95.00
SUPPLY DEALER		
INITIAL LICENSE FEE	\$625.00	\$675.00
RENEWAL FEE	\$625.00	\$675.00
THERMAL INSULATION MANUFACTURER		
INITIAL LICENSE FEE	\$2,000.00	\$8,000.00
RENEWAL FEE	\$2,000.00	\$2,500.00

* Additional fees may be required. Refer to the laws and regulations for details.

SUMMARY OF LICENSING ACTIVITY

INITIAL LICENSES/REGISTRATIONS/CERTIFICATES/PERMITS			
LICENSE TYPE	APPLICATIONS RECEIVED	ISSUED	RENEWED
APPLIANCE SERVICE DEALER	520	530	2,333
BEDDING RETAILER	62	104	690
COMBINATION SERVICE DEALER	19	20	215
CUSTOM UPHOLSTERER	14	18	162
ELECTRONIC SERVICE DEALER	157	167	2,815
FURNITURE AND BEDDING IMPORTER	674	700	2,269
FURNITURE AND BEDDING MANUFACTURER	96	72	523
FURNITURE AND BEDDING RETAILER	195	389	5,323
FURNITURE AND BEDDING WHOLESALE	7	4	56
FURNITURE RETAILER	49	67	484
SANITIZER	3	1	25
SERVICE CONTRACT ADMINISTRATOR	2	3	76
SERVICE CONTRACT SELLER	222	2,826	10,732
SUPPLY DEALER	3	3	36
THERMAL INSULATION MANUFACTURER	7	10	97
TOTAL	2,030	4,914	25,836

ASSOCIATED CERTIFICATIONS			
LICENSE TYPE	INITIAL APPLICATIONS RECEIVED	CERTIFICATIONS ISSUED	CERTIFICATION POPULATION
HOUSEHOLD MOVERS	184	83	1,195
TOTAL	184	83	1,195

APPLICATIONS FOR INITIAL EXAMINATION/RE-EXAMINATION				
LICENSE TYPE	EXAM TYPE	INITIAL APPLICATIONS FOR EXAMINATION RECEIVED	APPLICATIONS FOR RE-EXAMINATION RECEIVED	EXAMINATION APPLICATIONS APPROVED
HOUSEHOLD MOVERS	HOUSEHOLD MOVERS EXAMINATION	184	0	133
TOTAL		184	0	133

BUREAU OF HOUSEHOLD GOODS AND SERVICES

LICENSING POPULATION BY TYPE					
LICENSE TYPE	ACTIVE LICENSES/ REGISTRATIONS/ CERTIFICATES/ PERMITS	DELINQUENT/ EXPIRED	RETIRED	INACTIVE	OTHER
APPLIANCE SERVICE DEALER	2,806	1,396	0	0	1
BEDDING RETAILER	1,893	299	0	0	0
COMBINATION SERVICE DEALER	233	113	0	0	0
CUSTOM UPHOLSTERER	349	194	0	0	0
ELECTRONIC SERVICE DEALER	2,855	1,835	0	0	0
FURNITURE & BEDDING RETAILER	9,585	1,336	0	0	0
FURNITURE AND BEDDING MANUFACTURERS	1,248	485	0	0	0
FURNITURE AND BEDDING WHOLESALERS	140	66	0	0	0
FURNITURE RETAILER	1,777	342	0	0	0
IMPORTERS	5,763	3,881	0	0	0
SANITIZER	31	2	0	0	0
SERVICE CONTRACT ADMINISTRATOR	77	9	0	0	0
SERVICE CONTRACT SELLER	12,384	754	0	0	0
SUPPLY DEALER	85	21	0	0	0
THERMAL INSULATION MANUFACTURER	95	20	0	0	0
TOTAL	39,321	10,753	0	0	1

RENEWAL AND CONTINUING EDUCATION (CE)	
LICENSE TYPE	FREQUENCY OF RENEWAL
APPLIANCE SERVICE DEALER*	EVERY YEAR
BEDDING RETAILER*	EVERY 2 YEARS
COMBINATION SERVICE DEALER*	EVERY YEAR
CUSTOM UPHOLSTERER*	EVERY 2 YEARS
ELECTRONIC SERVICE DEALER*	EVERY YEAR
FURNITURE AND BEDDING MANUFACTURER*	EVERY 2 YEARS
FURNITURE AND BEDDING RETAILER*	EVERY 2 YEARS
FURNITURE AND BEDDING WHOLESALER*	EVERY 2 YEARS
FURNITURE RETAILER*	EVERY 2 YEARS
IMPORTER*	EVERY 2 YEARS

RENEWAL AND CONTINUING EDUCATION (CE) (CONTINUED)	
LICENSE TYPE	FREQUENCY OF RENEWAL
SANITIZER*	EVERY 2 YEARS
SERVICE CONTRACT ADMINISTRATOR*	EVERY YEAR
SERVICE CONTRACT SELLER*	EVERY YEAR
SUPPLY DEALER*	EVERY YEAR
THERMAL INSULATION MANUFACTURER*	EVERY YEAR

* There are no continuing education requirements for this license type.

EXAMINATION RESULTS				
LICENSE TYPE	EXAM DESCRIPTION	% PASS	% FAIL	TOTAL NUMBER CANDIDATES
HOUSEHOLD MOVER	HOUSEHOLD MOVER EXAMINATION	91	9	121

SUMMARY OF ENFORCEMENT ACTIVITY

COMPLAINTS—INTAKE	
2,214	RECEIVED
953	CLOSED WITHOUT REFERRAL FOR INVESTIGATION
1,274	REFERRED FOR INVESTIGATION
42	PENDING

INVESTIGATIONS	
1,274	OPENED
951	CLOSED
1,460	PENDING

ENFORCEMENT AGING—COMPLETED INTAKE AND INVESTIGATIONS	
403	UP TO 90 DAYS
145	91 TO 180 DAYS
188	181 DAYS TO 1 YEAR
186	1 TO 2 YEARS
23	2 TO 3 YEARS
6	OVER 3 YEARS
4	AVERAGE NUMBER OF DAYS FROM RECEIPT OF COMPLAINT TO ASSIGNMENT OF INVESTIGATOR (START OF INVESTIGATION)
118	AVERAGE NUMBER OF DAYS FOR ALL INVESTIGATION OUTCOMES (FROM START OF INVESTIGATION TO REFERRAL FOR PROSECUTION OR CASE CLOSURE WITHOUT REFERRAL FOR PROSECUTION)
213	AVERAGE NUMBER OF DAYS FROM RECEIPT OF COMPLAINT TO REFERRAL FOR ACTION/PROSECUTION OR CASE CLOSURE WITHOUT REFERRAL FOR ACTION/PROSECUTION

BUREAU OF HOUSEHOLD GOODS AND SERVICES

INSPECTIONS	
875	CONDUCTED
20	CITATIONS ISSUED
0	DISCIPLINARY ACTION TAKEN

CITATIONS AND FINES	
26	ISSUED WITHOUT A FINE
307	ISSUED WITH A FINE
81	WITHDRAWN/DISMISSED/REDUCED
69	AVERAGE NUMBER OF DAYS TO ISSUE A CITATION (FROM COMPLAINT RECEIPT/INSPECTION CONDUCTED TO CITATION ISSUED)

TOTAL AMOUNT OF FINES	
\$199,445.00	ASSESSED
\$39,350.00	WITHDRAWN/DISMISSED/REDUCED
\$38,370.00	COLLECTED

CRIMINAL/CIVIL ACTIONS	
N/A	REFERRALS FOR CRIMINAL/CIVIL ACTION
N/A	CRIMINAL ACTIONS FILED
N/A	CIVIL ACTIONS FILED

OFFICE OF THE ATTORNEY GENERAL/INHOUSE/DISCIPLINARY ACTIONS	
3	CASES OPENED/INITIATED
2	CASES CLOSED
1	- CONSOLIDATED CASES CLOSED
1	CASES PENDING - AG PRE-FILING
4	CASES PENDING - AG POST-FILING

ENFORCEMENT AGING – COMPLETED ATTORNEY GENERAL AND INHOUSE CASES	
0	UP TO 1 YEAR
2	1 TO 2 YEARS
0	2 TO 3 YEARS
0	OVER 3 YEARS

FORMAL ACTIONS FILED/WITHDRAWN/DISMISSED	
0	RESTRAINING/RESTRICTION/SUSPENSION ORDERS SOUGHT
0	RESTRAINING/RESTRICTION/SUSPENSION ORDERS GRANTED
1	ACCUSATIONS FILED
0	PETITIONS TO REVOKE PROBATION AND ACCUSATIONS AND PETITIONS TO REVOKE PROBATION FILED
0	ACCUSATIONS WITHDRAWN/DISMISSED
0	PETITIONS TO REVOKE PROBATION AND ACCUSATIONS AND PETITIONS TO REVOKE PROBATION WITHDRAWN/DISMISSED

ADMINISTRATIVE OUTCOMES/FINAL ORDERS	
1	REVOCATION
0	SURRENDER OF LICENSE
0	PROBATION WITH SUSPENSION
0	SUSPENSION ONLY
0	PROBATION ONLY
0	PUBLIC REPRIMAND/PUBLIC REPROVAL/PUBLIC LETTER OF REPRIMAND
0	OTHER DECISIONS
1	TOTAL
450	AVERAGE NUMBER OF DAYS FROM CLOSURE OF INVESTIGATION TO IMPOSING FORMAL DISCIPLINE
1,575	AVERAGE NUMBER OF DAYS TO IMPOSE DISCIPLINE FROM RECEIPT OF COMPLAINT

PROBATION	
0	PROBATIONS COMPLETED
0	PROBATIONERS PENDING (CLOSE OF FY)
0	CEASE PRACTICE ORDERS ISSUED

SUBSEQUENT DISCIPLINE	
0	PROBATIONS REVOKED
0	PROBATIONER'S LICENSE SURRENDERED
0	ADDITIONAL PROBATION WITH SUSPENSION
0	ADDITIONAL PROBATION
0	OTHER CONDITIONS ADDED ONLY
0	OTHER PROBATION OUTCOME

BUREAU OF HOUSEHOLD GOODS AND SERVICES

PETITION FOR MODIFICATION OR TERMINATION OF PROBATION

N/A	GRANTED
N/A	DENIED

PETITION FOR REINSTATEMENT OF REVOKED/SURRENDERED LICENSE/REGISTRATION/CERTIFICATE

0	GRANTED
0	- LICENSE ISSUED WITH NO RESTRICTIONS
0	- LICENSE ISSUED AND PLACED ON PROBATION
0	- LICENSE ISSUED AND PLACED ON PROBATION WITH PRECEDENT CONDITION
0	- OTHER DECISION
0	DENIED

ADMINISTRATIVE/CRIMINAL COST RECOVERY

0	ADMINISTRATIVE COST RECOVERY ORDERED
0	- ORDERED WITH REVOKED/SURRENDERED DECISION
0	- ORDERED WITH ALL OTHER DECISIONS
0	ADMINISTRATIVE COST RECOVERY COLLECTED
0	CRIMINAL COST RECOVERY ORDERED
0	CRIMINAL COST RECOVERY COLLECTED

RESTITUTION TO CONSUMERS/REFUNDS/SAVINGS

0	RESTITUTION ORDERED
\$109,541.21	AMOUNT REFUNDED
\$5,117.99	REWORK AT NO CHARGE
\$2,343.68	ADJUSTMENTS/RETURNS/EXCHANGES
\$117,002.88	TOTAL SAVINGS ACHIEVED FOR CONSUMERS

SUBSTANCE ABUSING LICENSEES

N/A	PROBATIONERS SUBJECT TO DRUG TESTING
N/A	DRUG TESTS ORDERED
N/A	POSITIVE DRUG TESTS

APPLICANT ACTION

0	LICENSE APPLICATION DENIED (PRE-HEARING)
1	STATEMENTS OF ISSUES FILED
1	LICENSE DENIED (STATEMENT OF ISSUES GRANTED)
0	LICENSE ISSUED WITH PROBATION OR PROBATIONARY LICENSE ISSUED
0	LICENSE GRANTED (STATEMENT OF ISSUES DENIED)
0	LICENSE ISSUED WITH A PUBLIC LETTER OF REPRIMAND
0	STATEMENT OF ISSUES WITHDRAWN



MEDICAL BOARD OF CALIFORNIA

Licenses and regulates physicians and surgeons; licensed midwives, polysomnographic trainees, technicians, and technologists; research psychoanalysts; issues special faculty permits; and approves outpatient surgery setting accreditation agencies.

www.mbc.ca.gov

Staff: 179.3 civil servant positions, 1 exempt

Licenses, Registrations, Certificates, and Permits: 173,049

Board Membership: 7 public representatives, 8 licensees

Board Leadership:

Reji Varghese	Marina O'Connor
<i>Executive Director</i>	<i>Deputy Executive Director</i>
reji.varghese@mbc.ca.gov	marina.oconnor@mbc.ca.gov

Laws and Regulations:

Business and Professions Code section 2000–2448, section 2500–2529.6, section 3575–3579

California Code of Regulations, title 16, section 1300–1379.78

Sunset Review:

Last review: 2023 | Next review: 2027

BOARD HIGHLIGHTS

RECIPROCITY

The California Medical Practice Act does not allow for license reciprocity between states. Out-of-state applicants who are licensed in another state must apply and meet California licensing requirements before a license can be issued. Business and Professions Code sections 2135 and 2135.5 provide some exceptions when minimum requirements are deficient.

ACCOMPLISHMENTS

Sunset Review

The Board's sunset bill (SB 815, Roth) was signed into law on September 30, 2023. The legislation extended the Board's regulatory and enforcement authority until January 1, 2028 and brings significant changes to the Board's licensing and enforcement programs effective January 1, 2024. The bill transfers the research psychoanalyst program to the Board of Psychology, establishes a Complainant Liaison Unit, instates new requirements to conduct interviews prior to closing quality-of-care complaints, and calls for the Board to collect patient impact statements related to complaints referred to a field investigation. The Board began implementing these changes in 2024 and the Board's website will be updated to include information on these efforts as they are finalized and take effect.

Updates on Licensing

The 2nd Annual Progress Report on the Licensed Physicians from Mexico Pilot Program (LPMPP) was released in October 2023 and discussed at the Board's November/December 2023 meeting. The Board also supported two bills, AB 2860 (Garcia) and AB 2864 (Garcia), that extend and expand this successful program.

Outreach and Communications

In August 2023, the Board held an important public discussion on maternal mortality, which included a focus on data and statistics related to Black maternal health, and how Black maternal health outcomes in California and the United States compare to other states and nations. Board members and attendees heard perspectives on this vital topic from the public and distinguished national, state, and local speakers and leaders. The meeting agenda, presentation materials, and a [video recording](#) of this discussion are available on the [Board's website](#).

Board Leadership Changes

New leadership at the Board includes MBC Deputy Director Marina O'Connor, Chief of Licensing Douglas Hock, and Public Information Manager Alexandria Schembra.

Updates to Enforcement

SB 806 (Roth, 2021) required DCA to contract with an outside vendor to monitor and report on the Board's enforcement program. Alexan RPM Inc. was contracted in July 2022 and the enforcement monitor's final report was released in August 2023. The report included recommendations related to: 1) the Board's Central Complaint Unit; 2) the investigation and discipline process; 3) physician and surgeon demographic data analysis; and 4) administrative matters affecting the enforcement program. The Board received a presentation from the enforcement monitor and discussed the report during a [public meeting on March 1, 2024](#). The Board looks forward to working with stakeholders in its effort to continually improve the enforcement process.

NEW LEGISLATION

AB 2164 (Berman, Chapter 952, Statutes of 2024)

prohibits the Board from requiring physician licensure applicants to disclose conditions or disorders that do not impair the applicant's ability to practice medicine safely. This includes conditions for which applicants are receiving

appropriate treatment. The bill also requires the Board to provide applicants who disclose conditions that impair their ability to practice medicine with information on the availability of probationary or limited practice licenses.

AB 2860 (Garcia, Chapter 246, Statutes of 2024)

recasts the existing Licensed Physicians and Dentists from Mexico Pilot Program into two separate programs: the Licensed Physicians from Mexico Program and the Licensed Dentists from Mexico Pilot Program. While the statute governing the Licensed Dentists from Mexico Program will remain nearly identical to current law, numerous changes will be made to the Licensed Physicians from Mexico Program. These include extending the program, expanding the number of participants, allowing psychiatrists to participate, and switching from a philanthropic to a license fee funding model.

AB 2864 (Garcia, Chapter 247, Statutes of 2024) is an urgency bill that requires the Board to extend the licenses of physicians participating in the Licensed Physicians and Dentists from Mexico Pilot Program for an additional three years upon the request of a participant and the chief executive officer of the clinic that employs them. Participants must pay a fee of \$1,726.50 each for this one-time extension.

AB 3030 (Calderon, Chapter 848, Statutes of 2024)

requires health facilities, clinics, and physician's offices that use generative artificial intelligence to generate written or verbal patient communications pertaining to patient clinical information to provide a disclaimer and clear instructions describing how a patient may contact a human. The bill specifies the types of disclaimers needed for written, audio, and video communications. Exceptions apply for communications that are read and reviewed by a human licensed or certified health care provider.

SB 233 (Skinner, Chapter 11, Statutes of 2024) is an urgency bill that allowed physicians licensed in Arizona to perform abortion services in California on Arizona residents, through November 30, 2024, after registering with the Board. Upon receiving a completed application, which did not include a fee, the Boards would register the physician within five business days. The Board also had the authority to deny or revoke a registration that did not meet specified requirements.

SB 1451 (Ashby, Chapter 481, Statutes of 2024), among other things, eases licensing restrictions by allowing physicians still in residency to initially renew their licenses even if they have not completed 36 months of postgraduate training, if specified requirements are met.

MEDICAL BOARD OF CALIFORNIA

LICENSE REQUIREMENTS*

LICENSE REQUIREMENTS	Y/N
FICTITIOUS NAME PERMIT	
CONTINUING EDUCATION/COMPETENCY	N
DEGREE/PROFESSIONAL SCHOOLING	N
EXAMINATION	N
FINGERPRINT REQUIREMENT	N
QUALIFYING EXPERIENCE (MAY INCLUDE EDUCATION)	N
LICENSED MIDWIFE	
CONTINUING EDUCATION/COMPETENCY	Y
DEGREE/PROFESSIONAL SCHOOLING	Y
EXAMINATION	Y
FINGERPRINT REQUIREMENT	Y
QUALIFYING EXPERIENCE (MAY INCLUDE EDUCATION)	Y
OUTPATIENT SURGERY SETTING ACCREDITATION AGENCIES	
CONTINUING EDUCATION/COMPETENCY	N
DEGREE/PROFESSIONAL SCHOOLING	N
EXAMINATION	N
FINGERPRINT REQUIREMENT	N
QUALIFYING EXPERIENCE (MAY INCLUDE EDUCATION)	N
PHYSICIAN AND SURGEON	
CONTINUING EDUCATION/COMPETENCY	Y
DEGREE/PROFESSIONAL SCHOOLING	Y
EXAMINATION	Y
FINGERPRINT REQUIREMENT	Y
QUALIFYING EXPERIENCE (MAY INCLUDE EDUCATION)	Y
POLYSOMNOGRAPHIC TECHNICIAN	
CONTINUING EDUCATION/COMPETENCY	N
DEGREE/PROFESSIONAL SCHOOLING	Y
EXAMINATION	Y
FINGERPRINT REQUIREMENT	Y
QUALIFYING EXPERIENCE (MAY INCLUDE EDUCATION)	Y
POLYSOMNOGRAPHIC TECHNOLOGIST	
CONTINUING EDUCATION/COMPETENCY	N
DEGREE/PROFESSIONAL SCHOOLING	Y
EXAMINATION	Y
FINGERPRINT REQUIREMENT	Y
QUALIFYING EXPERIENCE (MAY INCLUDE EDUCATION)	Y

LICENSE REQUIREMENTS (CONTINUED)	Y/N
POLYSOMNOGRAPHIC TRAINEE	
CONTINUING EDUCATION/COMPETENCY	N
DEGREE/PROFESSIONAL SCHOOLING	N
EXAMINATION	N
FINGERPRINT REQUIREMENT	Y
QUALIFYING EXPERIENCE (MAY INCLUDE EDUCATION)	Y
POSTGRADUATE TRAINING LICENSE	
CONTINUING EDUCATION/COMPETENCY	N
DEGREE/PROFESSIONAL SCHOOLING	Y
EXAMINATION	Y
FINGERPRINT REQUIREMENT	Y
QUALIFYING EXPERIENCE (MAY INCLUDE EDUCATION)	N
RESEARCH PSYCHOANALYST	
CONTINUING EDUCATION/COMPETENCY	N
DEGREE/PROFESSIONAL SCHOOLING	Y
EXAMINATION	N
FINGERPRINT REQUIREMENT	Y
QUALIFYING EXPERIENCE (MAY INCLUDE EDUCATION)	Y
SPECIAL FACULTY PERMIT	
CONTINUING EDUCATION/COMPETENCY	Y
DEGREE/PROFESSIONAL SCHOOLING	Y
EXAMINATION	Y
FINGERPRINT REQUIREMENT	Y
QUALIFYING EXPERIENCE (MAY INCLUDE EDUCATION)	Y
SPECIAL PROGRAMS (INDIVIDUAL)	
CONTINUING EDUCATION/COMPETENCY	N
DEGREE/PROFESSIONAL SCHOOLING	Y
EXAMINATION	N
FINGERPRINT REQUIREMENT	Y
QUALIFYING EXPERIENCE (MAY INCLUDE EDUCATION)	Y

* Applicable to specific license types. Refer to the laws and regulations for details.

FEES*

LICENSE TYPE	ACTUAL FEE	STATUTORY LIMIT
FICTITIOUS NAME PERMIT		
FICTITIOUS NAME PERMIT FEE	\$70.00	\$70.00
FICTITIOUS NAME PERMIT RENEWAL FEE	\$50.00	\$50.00
LICENSED MIDWIFE		
INITIAL FEE	\$300.00**	\$300.00
RENEWAL FEE	\$200.00	\$200.00

MEDICAL BOARD OF CALIFORNIA

LICENSE TYPE (CONTINUED)	ACTUAL FEE	STATUTORY LIMIT
OUTPATIENT SURGERY SETTING ACCREDITATION AGENCIES		
INITIAL FEE	\$5,000.00**	\$5,000.00
RENEWAL FEE	\$100.00***	\$100.00
PHYSICIAN AND SURGEON		
APPLICATION FEE	\$625.00**	\$625.00
INITIAL LICENSE FEE	\$1,151.00	\$1,151.00
RENEWAL FEE (EVERY 2 YEARS)	\$1,151.00	\$1,151.00
POLYSOMNOGRAPHIC		
TRAINEE APPLICATION FEE	\$100.00**	\$100.00
TRAINEE REGISTRATION FEE	\$100.00	\$100.00
TECHNICIAN APPLICATION FEE	\$100.00**	\$100.00
TECHNICIAN REGISTRATION FEE	\$100.00	\$100.00
TECHNOLOGIST APPLICATION FEE	\$100.00**	\$100.00
TECHNOLOGIST REGISTRATION FEE	\$100.00	\$100.00
TRAINEE, TECHNICIAN, AND TECHNOLOGIST RENEWAL FEE	\$150.00	\$150.00
POSTGRADUATE TRAINING LICENSE		
APPLICATION FEE	\$625.00**	\$625.00
RESEARCH PSYCHOANALYST		
INITIAL FEE	\$150.00**	\$150.00
RENEWAL FEE	\$75.00	\$75.00
SPECIAL FACULTY PERMIT		
SPECIAL FACULTY PERMIT APPLICATION FEE	\$625.00**	\$625.00
SPECIAL FACULTY PERMIT INITIAL LICENSE FEE	\$1,151.00	\$1,151.00
SPECIAL FACULTY PERMIT	\$1,151.00	\$1,151.00
SPECIAL PROGRAMS APPLICATION FEE	\$86.00	\$86.00
SPECIAL PROGRAMS ANNUAL RENEWAL FEE	\$43.00	\$43.00

* Additional fees may be required. Refer to the laws and regulations for details.

**Additional \$49.00 Department of Justice/FBI fingerprint fee required.

***\$100.00 per setting every three years.

SUMMARY OF LICENSING ACTIVITY

INITIAL LICENSES/REGISTRATIONS/CERTIFICATES/PERMITS			
LICENSE TYPE	APPLICATIONS RECEIVED	ISSUED	RENEWED
FICTITIOUS NAME PERMIT	1,875	1,714	5,280
LICENSED MIDWIFE LICENSE	29	26	219
PHYSICIAN AND SURGEON LICENSE	7,482	9,807	72,685
PHYSICIAN'S AND SURGEON'S FROM MEXICO LICENSE	1	6	0

INITIAL LICENSES/REGISTRATIONS/CERTIFICATES/PERMITS (CONTINUED)			
LICENSE TYPE	APPLICATIONS RECEIVED	ISSUED	RENEWED
POLYSOMNOGRAPHIC TECHNICIAN REGISTRATION	125	117	239
POSTGRADUATE TRAINING LICENSE*	3,035	3,168	0
RESEARCH PSYCHOANALYST LICENSE	7	5	65
SPECIAL FACULTY PERMIT	2	2	10
SPECIAL PROGRAMS (INDIVIDUAL) LICENSE	63	57	66
TOTAL	12,619	14,902	78,564

* Postgraduate training licenses cannot be renewed.

LICENSING POPULATION BY TYPE					
LICENSE TYPE	ACTIVE LICENSES/ REGISTRATIONS/ CERTIFICATES/ PERMITS	DELINQUENT/ EXPIRED	RETIRED	INACTIVE	OTHER
FICTITIOUS NAME PERMIT	13,547	5,375	0	0	0
LICENSED MIDWIFE	474	85	27	24	0
PHYSICIAN AND SURGEON	153,933	17,952	11,492	336	133
PHYSICIAN'S AND SURGEON'S FROM MEXICO LICENSE	26	0	0	0	0
POLYSOMNOGRAPHIC TECHNICIAN	151	69	0	0	0
POLYSOMNOGRAPHIC TECHNOLOGIST	631	199	0	0	0
POLYSOMNOGRAPHIC TRAINEE	118	36	0	0	0
POSTGRADUATE TRAINING	3,919	0	0	0	0
RESEARCH PSYCHOANALYST	66	19	0	0	0
RESEARCH PSYCHOANALYST STUDENT	20	6	0	0	0
SPECIAL FACULTY	27	6	0	0	0
SPECIAL PROGRAMS (INDIVIDUAL)	137	16	0	0	0
TOTAL	173,049	23,763	11,519	360	133

MEDICAL BOARD OF CALIFORNIA

RENEWAL AND CONTINUING EDUCATION (CE)		
LICENSE TYPE	FREQUENCY OF RENEWAL	NUMBER OF CE HOURS REQUIRED EACH CYCLE
FICTITIOUS NAME PERMIT	EVERY 2 YEARS	N/A
LICENSED MIDWIFE	EVERY 2 YEARS	36
PHYSICIAN AND SURGEON	EVERY 2 YEARS	50
POLYSOMNOGRAPHIC TECHNICIAN	EVERY 2 YEARS	N/A
POLYSOMNOGRAPHIC TECHNOLOGIST	EVERY 2 YEARS	N/A
POLYSOMNOGRAPHIC TRAINEE	EVERY 2 YEARS	N/A
RESEARCH PSYCHOANALYST	EVERY 2 YEARS	N/A
SPECIAL PROGRAMS (INDIVIDUAL)	EVERY 2 YEARS	N/A
SPECIAL FACULTY	EVERY 2 YEARS	50

EXAMINATION RESULTS				
LICENSE TYPE	EXAM DESCRIPTION	% PASS	% FAIL	TOTAL NUMBER CANDIDATES
LICENSED MIDWIFE LICENSE	NORTH AMERICAN REGISTRY FOR MIDWIVES EXAMINATION	82%	18%	333
PHYSICIAN AND SURGEON LICENSE	UNITED STATES MEDICAL LICENSING EXAMINATION STEP 1	92%	8%	23,100
PHYSICIAN AND SURGEON LICENSE	UNITED STATES MEDICAL LICENSING EXAMINATION STEP 2 CLINICAL KNOWLEDGE	98%	2%	23,018
PHYSICIAN AND SURGEON LICENSE	UNITED STATES MEDICAL LICENSING EXAMINATION STEP 3	97%	3%	21,703

SUMMARY OF ENFORCEMENT ACTIVITY

COMPLAINTS—INTAKE	
9,809	RECEIVED
0	CLOSED WITHOUT REFERRAL FOR INVESTIGATION
9,653	REFERRED FOR INVESTIGATION
242	PENDING

INVESTIGATIONS	
9,653	OPENED
9,015	CLOSED
5,510	PENDING

ENFORCEMENT AGING—COMPLETED INTAKE AND INVESTIGATIONS	
4,756	UP TO 90 DAYS
1,178	91 TO 180 DAYS
1,568	181 DAYS TO 1 YEAR
1,149	1 TO 2 YEARS
350	2 TO 3 YEARS
14	OVER 3 YEARS
6	AVERAGE NUMBER OF DAYS FROM RECEIPT OF COMPLAINT TO ASSIGNMENT OF INVESTIGATOR
173	AVERAGE NUMBER OF DAYS FOR ALL INVESTIGATION OUTCOMES (FROM START OF INVESTIGATION TO REFERRAL FOR PROSECUTION OR CASE CLOSURE WITHOUT REFERRAL FOR PROSECUTION)
178	AVERAGE NUMBER OF DAYS FROM RECEIPT OF COMPLAINT TO REFERRAL FOR ACTION/PROSECUTION OR CASE CLOSURE WITHOUT REFERRAL FOR ACTION/PROSECUTION

INSPECTIONS	
N/A	CONDUCTED
N/A	CITATIONS ISSUED
N/A	DISCIPLINARY ACTION TAKEN

CITATIONS AND FINES	
1	ISSUED WITHOUT A FINE
136	ISSUED WITH A FINE
25	WITHDRAWN/DISMISSED/REDUCED/MODIFIED
370	AVERAGE NUMBER OF DAYS TO ISSUE A CITATION
0	ADMINISTRATIVE FINES

TOTAL AMOUNT OF FINES	
\$127,500.00	ASSESSED
\$23,400.00	WITHDRAWN/DISMISSED/REDUCED
\$84,436.00	COLLECTED

CRIMINAL/CIVIL ACTIONS	
24	REFERRALS FOR CRIMINAL/CIVIL ACTION
10	CRIMINAL ACTIONS FILED
4	CIVIL ACTIONS FILED

OFFICE OF THE ATTORNEY GENERAL/INHOUSE/DISCIPLINARY ACTIONS	
424	CASES OPENED/INITIATED
487	CASES CLOSED
54	- CONSOLIDATED CASES CLOSED
194	CASES PENDING - AG PRE-FILING
289	CASES PENDING - AG POST-FILING

MEDICAL BOARD OF CALIFORNIA

ENFORCEMENT AGING – COMPLETED ATTORNEY GENERAL AND INHOUSE CASES

205	UP TO 1 YEAR
195	1 TO 2 YEARS
59	2 TO 3 YEARS
28	OVER 3 YEARS

FORMAL ACTIONS FILED/WITHDRAWN/DISMISSED

67	RESTRAINING/RESTRICTION/SUSPENSION ORDERS SOUGHT
47	RESTRAINING/RESTRICTION/SUSPENSION ORDERS GRANTED
252	ACCUSATIONS FILED
27	PETITIONS TO REVOKE PROBATION AND ACCUSATIONS AND PETITIONS TO REVOKE PROBATION FILED
23	ACCUSATIONS WITHDRAWN/DISMISSED
3	PETITIONS TO REVOKE PROBATION AND ACCUSATIONS AND PETITIONS TO REVOKE PROBATION WITHDRAWN/DISMISSED

ADMINISTRATIVE OUTCOMES/FINAL ORDERS

16	REVOCATION
69	SURRENDER OF LICENSE
2	PROBATION WITH SUSPENSION
0	SUSPENSION ONLY
131	PROBATION
98	PUBLIC REPRIMAND/PUBLIC REPROVAL/PUBLIC LETTER OF REPRIMAND
3	OTHER DECISIONS
319	TOTAL
513	AVERAGE NUMBER OF DAYS FROM CLOSURE OF INVESTIGATION TO IMPOSING FORMAL DISCIPLINE
1,180	AVERAGE NUMBER OF DAYS TO IMPOSE DISCIPLINE FROM RECEIPT OF COMPLAINT

PROBATION

145	PROBATIONS COMPLETED
576	PROBATIONERS PENDING (CLOSE OF FY) (BOTH FACILITIES AND INDIVIDUALS)
23	CEASE PRACTICE ORDERS ISSUED

SUBSEQUENT DISCIPLINE

8	PROBATIONS REVOKED
38	PROBATIONER'S LICENSE SURRENDERED
0	ADDITIONAL PROBATION WITH SUSPENSION
7	ADDITIONAL PROBATION
0	OTHER CONDITIONS ADDED ONLY
2	OTHER PROBATION OUTCOME

PETITION FOR MODIFICATION OR TERMINATION OF PROBATION

19	GRANTED
2	DENIED

PETITION FOR REINSTATEMENT OF REVOKED/SURRENDERED LICENSE/REGISTRATION/CERTIFICATE

2	GRANTED
1	- LICENSE ISSUED WITH NO RESTRICTIONS
1	- LICENSE ISSUED AND PLACED ON PROBATION
0	- LICENSE ISSUED AND PLACED ON PROBATION WITH PRECEDENT CONDITION
0	- OTHER DECISION
7	DENIED

ADMINISTRATIVE/CRIMINAL COST RECOVERY

\$4,984,318.01	ADMINISTRATIVE COST RECOVERY ORDERED
\$0.00	- ORDERED WITH REVOKED/SURRENDERED DECISION
\$4,984,318.01	- ORDERED WITH ALL OTHER DECISIONS
\$2,825,816.75	ADMINISTRATIVE COST RECOVERY COLLECTED
0	CRIMINAL COST RECOVERY ORDERED
0	CRIMINAL COST RECOVERY COLLECTED

RESTITUTION TO CONSUMERS/REFUNDS/SAVINGS

N/A	RESTITUTION ORDERED
N/A	AMOUNT REFUNDED
N/A	REWORK AT NO CHARGE
N/A	ADJUSTMENTS/RETURNS/EXCHANGES
N/A	TOTAL SAVINGS ACHIEVED FOR CONSUMERS

SUBSTANCE ABUSING LICENSEES

176	PROBATIONERS SUBJECT TO DRUG TESTING
5,642	DRUG TESTS ORDERED
564	POSITIVE DRUG TESTS

APPLICANT ACTION

3	LICENSE APPLICATION DENIED (NO APPEAL)
6	STATEMENTS OF ISSUES FILED
1	LICENSE DENIED (STATEMENT OF ISSUES GRANTED)
10	LICENSE ISSUED WITH PROBATION OR PROBATIONARY LICENSE ISSUED
1	LICENSE GRANTED (STATEMENT OF ISSUES DENIED)
13	LICENSE ISSUED WITH A PUBLIC LETTER OF REPRIMAND
2	STATEMENT OF ISSUES WITHDRAWN



CALIFORNIA BOARD OF
NATUROPATHIC
MEDICINE

CALIFORNIA BOARD OF NATUROPATHIC MEDICINE

Licenses and regulates naturopathic doctors.

www.naturopathic.ca.gov

Staff: 2 civil servant position, 1 exempt

**Licenses, Registrations, Certificates,
and Permits:** 1,037

Board Membership: 2 public representatives, 5
licensees, 2 physicians: doctor of allopathic medicine
(M.D.), and/or doctor of osteopathic medicine (D.O.)

Board Leadership:

Rebecca Mitchell

Executive Officer

rebecca.mitchell@dca.ca.gov

Laws and Regulations:

Business and Professions Code, Chapter 8.2, section
3610–3686

California Code of Regulations, title 16, Division 40,
section 4200–4268

Sunset Review:

Last review: 2022 | Next review: 2026

BOARD HIGHLIGHTS

RECIPROCITY

Per Business and Professions Code (BPC) section 3633, the Board has reciprocity and may grant a license to an applicant who is licensed and in good standing as a naturopathic doctor in another state, jurisdiction, or territory in the United States. However, the applicant must provide information proving they meet requirements outlined in BPC sections 3630 and 3631 and must provide fingerprints for background checks.

ACCOMPLISHMENTS

Consumer Protections

In February 2024, the Board hired a fulltime consumer protection services analyst. This position was authorized during the last sunset review for increased enforcement actions against individuals that violate the Naturopathic Doctors Act.

Updates to Licensing

The Board continued its green initiative and encouraged applicants and licensees to complete their license applications and renewals online, including change of names and/or addresses. System improvements were made to expedite online processing and reduce the need for staff intervention. To encourage applicant and licensee usage of BreZE and increase process efficiencies, links to BreZE have replaced the paper applications available on the Board's website. Additionally, the Board has transitioned from a renewal notice via letter to a renewal notice via postcard to save postage costs and reduce paper waste.

CALIFORNIA BOARD OF NATUROPATHIC MEDICINE

Communications and Outreach

Board staff attended the California Naturopathic Doctors Association's (CNDA's) Annual Conference in April 2024. The executive officer (EO) provided a presentation regarding the Board's licensing and enforcement processes, online services, and new laws and regulations. During the conference, the EO allowed licensees to schedule 30-minute one-on-one sessions to answer specific questions and provide personalized outreach. This helped strengthen the licensees' understanding of Board processes and regulations and encouraged a better understanding of the licensees' roles and responsibilities.

In collaboration with DCA's Office of Public Affairs (OPA), the Board continues its outreach campaign on the Board's social media platforms to protect the California consumers against unlicensed activity. Topics included license application process steps, how licensees and consumers can contact Board staff, and trending topics. The Board also conducted outreach about the benefits of knowing the difference between licensed naturopathic doctors and unlicensed practitioners. The Board continues to identify a slight decrease in the practice of unlicensed naturopathic medicine complaints due to these efforts.

Strategic Plan

The Board started the review and development of its next strategic plan. In developing strategic plan objectives, the board focused on two issues. These issues were consumer safety; and diversity, equity, and inclusion (DEI). The Board wanted to ensure that consumer protection was at the center of accessible, integral, and collaborative quality healthcare.

NEW LEGISLATION

There was no enacted legislation solely related to the Board.

LICENSE REQUIREMENTS*

LICENSE REQUIREMENTS	Y/N
CONTINUING EDUCATION/COMPETENCY	Y
DEGREE/PROFESSIONAL SCHOOLING	Y
EXAMINATION	Y
FINGERPRINT REQUIREMENT	Y
QUALIFYING EXPERIENCE (MAY INCLUDE EDUCATION)	Y

* Applicable to specific license types. Refer to the laws and regulations for details.

FEES*

LICENSE TYPE	ACTUAL FEE	STATUTORY LIMIT
CURES FEE	\$18.00	\$18.00
FINGERPRINT PROCESSING FEE (PAID DIRECTLY TO DOJ)	\$49.00	\$49.00
NATUROPATHIC DOCTOR APPLICATION	\$400.00	\$600.00
NATUROPATHIC DOCTOR INITIAL LICENSE FEE	\$1,000.00	\$1,200.00
NATUROPATHIC DOCTOR LICENSE RENEWAL FEE	\$1,000.00	\$1,200.00
NATUROPATHIC DOCTOR LATE RENEWAL FEE	\$225.00	\$225.00

* Additional fees may be required. Refer to Business and Professions Code sections 3680–3681 and California Code of Regulations section 4240 for details.

SUMMARY OF LICENSING ACTIVITY

INITIAL LICENSES/REGISTRATIONS/CERTIFICATES/PERMITS			
LICENSE TYPE	APPLICATIONS RECEIVED	ISSUED	RENEWED
NATUROPATHIC DOCTOR LICENSE	89	74	495
TOTAL	89	74	495

LICENSING POPULATION BY TYPE					
LICENSE TYPE	ACTIVE LICENSES/ REGISTRATIONS/ CERTIFICATES/ PERMITS	DELINQUENT/ EXPIRED	RETIRED	INACTIVE	OTHER
NATUROPATHIC DOCTOR	1,037	126	9	25	0
TOTAL	1,037	126	9	25	0

RENEWAL AND CONTINUING EDUCATION (CE)		
LICENSE TYPE	FREQUENCY OF RENEWAL	NUMBER OF CE HOURS REQUIRED EACH CYCLE
NATUROPATHIC DOCTOR	EVERY 2 YEARS	60*

* 20 must be pharmaceutical.

EXAMINATION RESULTS				
LICENSE TYPE	EXAM DESCRIPTION	% PASS	% FAIL	TOTAL NUMBER CANDIDATES
NATUROPATHIC PHYSICIANS LICENSING	NATUROPATHIC PHYSICIANS LICENSING EXAMINATION	80%	20%	248

CALIFORNIA BOARD OF NATUROPATHIC MEDICINE

SUMMARY OF ENFORCEMENT ACTIVITY

COMPLAINTS—INTAKE	
93	RECEIVED
0	CLOSED WITHOUT REFERRAL FOR INVESTIGATION
95	REFERRED FOR INVESTIGATION
1	PENDING

INVESTIGATIONS	
95	OPENED
87	CLOSED
28	PENDING

ENFORCEMENT AGING—COMPLETED INTAKE AND INVESTIGATIONS	
52	UP TO 90 DAYS
10	91 TO 180 DAYS
17	181 DAYS TO 1 YEAR
7	1 TO 2 YEARS
1	2 TO 3 YEARS
0	OVER 3 YEARS
6	AVERAGE NUMBER OF DAYS FROM RECEIPT OF COMPLAINT TO ASSIGNMENT OF INVESTIGATOR
105	AVERAGE NUMBER OF DAYS FOR ALL INVESTIGATION OUTCOMES (FROM START OF INVESTIGATION TO REFERRAL FOR PROSECUTION OR CASE CLOSURE WITHOUT REFERRAL FOR PROSECUTION)
116	AVERAGE NUMBER OF DAYS FROM RECEIPT OF COMPLAINT TO REFERRAL FOR ACTION/PROSECUTION OR CASE CLOSURE WITHOUT REFERRAL FOR ACTION/PROSECUTION

INSPECTIONS	
0	CONDUCTED
0	CITATIONS ISSUED
0	DISCIPLINARY ACTION TAKEN

CITATIONS AND FINES	
0	ISSUED WITHOUT A FINE
3	ISSUED WITH A FINE
0	WITHDRAWN/DISMISSED/REDUCED/MODIFIED
98	AVERAGE NUMBER OF DAYS TO ISSUE A CITATION
0	ADMINISTRATIVE FINES

TOTAL AMOUNT OF FINES	
\$10,500.00	ASSESSED
\$0.00	WITHDRAWN/DISMISSED/REDUCED
\$0.00	COLLECTED

CRIMINAL/CIVIL ACTIONS	
0	REFERRALS FOR CRIMINAL/CIVIL ACTION
0	CRIMINAL ACTIONS FILED
0	CIVIL ACTIONS FILED

OFFICE OF THE ATTORNEY GENERAL/INHOUSE/DISCIPLINARY ACTIONS	
0	CASES OPENED/INITIATED
1	CASES CLOSED
0	- CONSOLIDATED CASES CLOSED
0	CASES PENDING - AG PRE-FILING
0	CASES PENDING - AG POST-FILING

ENFORCEMENT AGING – COMPLETED ATTORNEY GENERAL AND INHOUSE CASES	
1	UP TO 1 YEAR
0	1 TO 2 YEARS
0	2 TO 3 YEARS
0	OVER 3 YEARS

FORMAL ACTIONS FILED/WITHDRAWN/DISMISSED	
0	RESTRAINING/RESTRICTION/SUSPENSION ORDERS SOUGHT
0	RESTRAINING/RESTRICTION/SUSPENSION ORDERS GRANTED
1	ACCUSATIONS FILED
0	PETITIONS TO REVOKE PROBATION AND ACCUSATIONS AND PETITIONS TO REVOKE PROBATION FILED
0	ACCUSATIONS WITHDRAWN/DISMISSED
0	PETITIONS TO REVOKE PROBATION AND ACCUSATIONS AND PETITIONS TO REVOKE PROBATION WITHDRAWN/DISMISSED

CALIFORNIA BOARD OF NATUROPATHIC MEDICINE

ADMINISTRATIVE OUTCOMES/FINAL ORDERS	
0	REVOCATION
1	SURRENDER OF LICENSE
0	PROBATION WITH SUSPENSION
0	SUSPENSION ONLY
0	PROBATION ONLY
0	PUBLIC REPRIMAND/PUBLIC REPROVAL/PUBLIC LETTER OF REPRIMAND
0	OTHER DECISIONS
1	TOTAL
296	AVERAGE NUMBER OF DAYS FROM CLOSURE OF INVESTIGATION TO IMPOSING FORMAL DISCIPLINE
336	AVERAGE NUMBER OF DAYS TO IMPOSE DISCIPLINE FROM RECEIPT OF COMPLAINT

PROBATION	
0	PROBATIONS COMPLETED
0	PROBATIONERS PENDING (CLOSE OF FY) (BOTH FACILITIES AND INDIVIDUALS)
0	CEASE PRACTICE ORDERS ISSUED

SUBSEQUENT DISCIPLINE	
0	PROBATIONS REVOKED
0	PROBATIONER'S LICENSE SURRENDERED
0	ADDITIONAL PROBATION WITH SUSPENSION
0	ADDITIONAL PROBATION
0	OTHER CONDITIONS ADDED ONLY
0	OTHER PROBATION OUTCOME

PETITION FOR MODIFICATION OR TERMINATION OF PROBATION	
0	GRANTED
0	DENIED

PETITION FOR REINSTATEMENT OF REVOKED/SURRENDERED LICENSE/REGISTRATION/CERTIFICATE	
0	GRANTED
0	- LICENSE ISSUED WITH NO RESTRICTIONS
0	- LICENSE ISSUED AND PLACED ON PROBATION
0	- LICENSE ISSUED AND PLACED ON PROBATION WITH PRECEDENT CONDITION
0	- OTHER DECISION
0	DENIED

ADMINISTRATIVE/CRIMINAL COST RECOVERY	
\$0.00	ADMINISTRATIVE COST RECOVERY ORDERED
\$0.00	- ORDERED WITH REVOKED/SURRENDERED DECISION
\$0.00	- ORDERED WITH ALL OTHER DECISIONS
0	ADMINISTRATIVE COST RECOVERY COLLECTED
0	CRIMINAL COST RECOVERY ORDERED
0	CRIMINAL COST RECOVERY COLLECTED

RESTITUTION TO CONSUMERS/REFUNDS/SAVINGS	
N/A	RESTITUTION ORDERED
N/A	AMOUNT REFUNDED
N/A	REWORK AT NO CHARGE
N/A	ADJUSTMENTS/RETURNS/EXCHANGES
N/A	TOTAL SAVINGS ACHIEVED FOR CONSUMERS

SUBSTANCE ABUSING LICENSEES	
0	PROBATIONERS SUBJECT TO DRUG TESTING
0	DRUG TESTS ORDERED
0	POSITIVE DRUG TESTS

APPLICANT ACTION	
0	LICENSE APPLICATION DENIED (NO APPEAL)
0	STATEMENTS OF ISSUES FILED
0	LICENSE DENIED (STATEMENT OF ISSUES GRANTED)
0	LICENSE ISSUED WITH PROBATION OR PROBATIONARY LICENSE ISSUED
0	LICENSE GRANTED (STATEMENT OF ISSUES DENIED)
0	LICENSE ISSUED WITH A PUBLIC LETTER OF REPRIMAND
0	STATEMENT OF ISSUES WITHDRAWN



CALIFORNIA BOARD OF OCCUPATIONAL THERAPY

**Licenses and regulates occupational therapists
and occupational therapy assistants.**

www.bot.ca.gov

Staff: 16.7 authorized positions and 1 exempt

**Licenses, Registrations, Certificates,
and Permits:** 21,116

Board Membership: 3 public representatives,
4 licensees

Board Leadership:

Austin Porter

Executive Officer

austin.porter@dca.ca.gov

Laws and Regulations:

Business and Professions Code section 2570–2571

California Code of Regulations, title 16, section
4100–4187

Sunset Review:

Last review: 2022 | Next review: 2026

BOARD HIGHLIGHTS

RECIPROCITY

The Board does not have reciprocity.

ACCOMPLISHMENTS

Regulations

The Board approved a proposed regulatory package that is designed to implement a significant enforcement program restructuring. The proposed language will establish transparency, further clarify the laws and regulations of the profession, and improve the administration, coordination, and implementation of disciplinary matters and actions by the Board.

Joint Efforts or Collaborations

The Board enlisted the help of approximately 24 practitioners to serve on standing and ad hoc committees to introduce and provide updates on a variety of matters to the Board, such as supervision standards, non-licensees serving on committees, and practice issues. The committees are made up of practitioners at the top of their field of practice and/or academia, along with members and officers of occupational therapy associations. These committees have made great progress in their efforts to collaborate, put forth regulatory improvements, and update and/or clarify the Board's Guidelines and Procedures manual, the Occupational Therapy Practice Act, and the California Code of Regulations that pertain to the Board.

Consumer Protection

The Board's Enforcement Unit closed 30% more cases than the previous fiscal year, transmitted 131% more cases to the Office of the Attorney General (AG) and closed 143% more cases transmitted to the AG's office than the prior fiscal year. Additionally, there was a 135% increase in citation and fines issued over the previous fiscal year, further exemplifying the Board's dedication to its mandate to protect the health, safety, and welfare of California consumers.

Communications and Outreach

The Board president and executive officer (EO) attended and presented at the 2023 Occupational Therapy Association of California's (OTC's) Annual Conference and Expo. The Board presented on the topic of keeping licensees informed and what they need to know. The presentation was open to occupational therapy students and licensees, which was an optimum opportunity for outreach. Board staff also participated in the conference expo, which provided students and licensees an opportunity to meet Board staff and ask questions.

The Board utilizes X (formerly known as Twitter) and Facebook to provide information to licensees, consumers, and stakeholders regarding upcoming Board meetings, internet outages affecting the completion of BreZE online transactions, and other important updates.

The Board's website provides the latest updates regarding the application process and requirements, regulations, pocket license requests, and the expedited licensure process for military personnel and their spouses, refugees, asylees, and holders of special immigrant visas. Other outreach efforts include email communications notifying licensees and stakeholders of upcoming Board meeting agendas and disciplinary actions such as filed accusations, petitions to revoke probation, and final decisions.

NEW LEGISLATION

There was no enacted legislation solely related to the Board.

LICENSE REQUIREMENTS*

LICENSE REQUIREMENTS	Y/N
CONTINUING EDUCATION/COMPETENCY	Y
DEGREE/PROFESSIONAL SCHOOLING	Y
EXAMINATION	Y
FINGERPRINT REQUIREMENT	Y
QUALIFYING EXPERIENCE (MAY INCLUDE EDUCATION)	Y

* Applicable to specific license types. Refer to the laws and regulations for details.

FEES*

LICENSE TYPE	ACTUAL FEE	STATUTORY LIMIT
OCCUPATIONAL THERAPIST INITIAL LICENSE FEE (PRORATED)	\$270.00	N/A
OCCUPATIONAL THERAPIST/OCCUPATIONAL THERAPY ASSISTANT APPLICATION FEE	\$50.00	\$50.00
OCCUPATIONAL THERAPIST/OCCUPATIONAL THERAPY ASSISTANT FINGERPRINT PROCESSING FEE	\$49.00	N/A
OCCUPATIONAL THERAPIST/OCCUPATIONAL THERAPY ASSISTANT LIMITED PERMIT FEE	\$100.00	N/A
OCCUPATIONAL THERAPIST/OCCUPATIONAL THERAPY ASSISTANT RETIRED LICENSE FEE	\$25.00	\$25.00
OCCUPATIONAL THERAPIST RENEWAL FEE	\$270.00	\$150.00/YEAR
OCCUPATIONAL THERAPY ASSISTANT INITIAL LICENSE FEE (PRORATED)	\$210.00	N/A
OCCUPATIONAL THERAPY ASSISTANT RENEWAL FEE	\$210.00	\$150.00/YEAR

*Additional fees may be required. Refer to the laws and regulations for details.

CALIFORNIA BOARD OF OCCUPATIONAL THERAPY

SUMMARY OF LICENSING ACTIVITY

INITIAL LICENSES/REGISTRATIONS/CERTIFICATES/PERMITS			
LICENSE TYPES	APPLICATIONS RECEIVED	ISSUED	RENEWED
OCCUPATIONAL THERAPIST LICENSE	1,701	1,411	7,746
OCCUPATIONAL THERAPIST LIMITED PERMIT*	120	67	0
OCCUPATIONAL THERAPY ASSISTANT LICENSE	470	384	1,941
OCCUPATIONAL THERAPY ASSISTANT LIMITED PERMIT*	34	19	0
TOTAL	2,325	1,881	9,687

* A limited permit shall only be valid for three months from the date of issuance by the Board, upon receipt of a failing result, or two weeks following the expiration of the applicant's eligibility to test period, whichever occurs first.

ASSOCIATED CERTIFICATIONS

LICENSE TYPE	INITIAL APPLICATIONS RECEIVED	CERTIFICATIONS ISSUED	CERTIFICATION POPULATION
HAND THERAPY APPROVAL	61	80	1,617
PHYSICAL AGENT MODALITIES APPROVAL	160	149	1,251
SWALLOWING ASSESSMENT APPROVAL	45	47	807
TOTAL	266	276	3,675

LICENSING POPULATION BY TYPE

LICENSE TYPE	ACTIVE LICENSES/ REGISTRATIONS/ CERTIFICATES/ PERMITS	DELINQUENT/ EXPIRED	RETIRED	INACTIVE	OTHER
OCCUPATIONAL THERAPIST	16,855	3,288	811	374	0
OCCUPATIONAL THERAPIST LIMITED PERMIT	10	0	0	0	0
OCCUPATIONAL THERAPY ASSISTANT	4,249	1,045	180	101	0
OCCUPATIONAL THERAPY ASSISTANT LIMITED PERMIT	2	0	0	0	0
TOTAL	21,116	4,333	991	475	0

RENEWAL AND CONTINUING EDUCATION (CE)

LICENSE TYPE	FREQUENCY OF RENEWAL	NUMBER OF CE HOURS REQUIRED EACH CYCLE
OCCUPATIONAL THERAPIST	EVERY 2 YEARS	24
OCCUPATIONAL THERAPY ASSISTANT	EVERY 2 YEARS	24

EXAMINATION RESULTS

LICENSE TYPE	EXAM DESCRIPTION	% PASS	% FAIL	TOTAL NUMBER CANDIDATES
OCCUPATIONAL THERAPIST LICENSE	NATIONAL BOARD FOR CERTIFICATION IN OCCUPATIONAL THERAPY: OCCUPATIONAL THERAPIST REGISTERED EXAMINATION	77%	23%	1,009
OCCUPATIONAL THERAPY ASSISTANT LICENSE	NATIONAL BOARD FOR CERTIFICATION IN OCCUPATIONAL THERAPY: CERTIFIED OCCUPATIONAL THERAPY ASSISTANT EXAMINATION	79%	21%	327

SUMMARY OF ENFORCEMENT ACTIVITY

COMPLAINTS—INTAKE

801	RECEIVED
0	CLOSED WITHOUT REFERRAL FOR INVESTIGATION
801	REFERRED FOR INVESTIGATION
1	PENDING

INVESTIGATIONS

801	OPENED
845	CLOSED
414	PENDING

ENFORCEMENT AGING—COMPLETED INTAKE AND INVESTIGATIONS

324	UP TO 90 DAYS
165	91 TO 180 DAYS
222	181 DAYS TO 1 YEAR
110	1 TO 2 YEARS
15	2 TO 3 YEARS
9	OVER 3 YEARS
1	AVERAGE NUMBER OF DAYS FROM RECEIPT OF COMPLAINT TO ASSIGNMENT OF INVESTIGATOR
201	AVERAGE NUMBER OF DAYS FOR ALL INVESTIGATION OUTCOMES (FROM START OF INVESTIGATION TO REFERRAL FOR PROSECUTION OR CASE CLOSURE WITHOUT REFERRAL FOR PROSECUTION)
201	AVERAGE NUMBER OF DAYS FROM RECEIPT OF COMPLAINT TO REFERRAL FOR ACTION/PROSECUTION OR CASE CLOSURE WITHOUT REFERRAL FOR ACTION/PROSECUTION

CALIFORNIA BOARD OF OCCUPATIONAL THERAPY

INSPECTIONS	
0	CONDUCTED
0	CITATIONS ISSUED
0	DISCIPLINARY ACTION TAKEN

CITATIONS AND FINES	
0	ISSUED WITHOUT A FINE
228	ISSUED WITH A FINE
24	WITHDRAWN/DISMISSED/REDUCED/MODIFIED
217	AVERAGE NUMBER OF DAYS TO ISSUE A CITATION
0	ADMINISTRATIVE FINES

TOTAL AMOUNT OF FINES	
\$67,040.00	ASSESSED
\$7,405.00	WITHDRAWN/DISMISSED/REDUCED
\$47,694.00	COLLECTED

CRIMINAL/CIVIL ACTIONS	
0	REFERRALS FOR CRIMINAL/CIVIL ACTION
0	CRIMINAL ACTIONS FILED
0	CIVIL ACTIONS FILED

OFFICE OF THE ATTORNEY GENERAL/INHOUSE/DISCIPLINARY ACTIONS	
37	CASES OPENED/INITIATED
17	CASES CLOSED
0	- CONSOLIDATED CASES CLOSED
9	CASES PENDING - AG PRE-FILING
22	CASES PENDING - AG POST-FILING

ENFORCEMENT AGING – COMPLETED ATTORNEY GENERAL AND INHOUSE CASES	
15	UP TO 1 YEAR
1	1 TO 2 YEARS
1	2 TO 3 YEARS
0	OVER 3 YEARS

FORMAL ACTIONS FILED/WITHDRAWN/DISMISSED	
0	RESTRAINING/RESTRICTION/SUSPENSION ORDERS SOUGHT
0	RESTRAINING/RESTRICTION/SUSPENSION ORDERS GRANTED
25	ACCUSATIONS FILED
1	PETITIONS TO REVOKE PROBATION AND ACCUSATIONS AND PETITIONS TO REVOKE PROBATION FILED
1	ACCUSATIONS WITHDRAWN/DISMISSED
0	PETITIONS TO REVOKE PROBATION AND ACCUSATIONS AND PETITIONS TO REVOKE PROBATION WITHDRAWN/DISMISSED

ADMINISTRATIVE OUTCOMES/FINAL ORDERS	
4	REVOCATION
2	SURRENDER OF LICENSE
0	PROBATION WITH SUSPENSION
0	SUSPENSION ONLY
5	PROBATION ONLY
0	PUBLIC REPRIMAND/PUBLIC REPROVAL/PUBLIC LETTER OF REPRIMAND
0	OTHER DECISIONS
11	TOTAL
318	AVERAGE NUMBER OF DAYS FROM CLOSURE OF INVESTIGATION TO IMPOSING FORMAL DISCIPLINE
766	AVERAGE NUMBER OF DAYS TO IMPOSE DISCIPLINE FROM RECEIPT OF COMPLAINT

PROBATION	
4	PROBATIONS COMPLETED
22	PROBATIONERS PENDING (CLOSE OF FY) (BOTH FACILITIES AND INDIVIDUALS)
0	CEASE PRACTICE ORDERS ISSUED

SUBSEQUENT DISCIPLINE	
0	PROBATIONS REVOKED
0	PROBATIONER'S LICENSE SURRENDERED
0	ADDITIONAL PROBATION WITH SUSPENSION
0	ADDITIONAL PROBATION
0	OTHER CONDITIONS ADDED ONLY
0	OTHER PROBATION OUTCOME

CALIFORNIA BOARD OF OCCUPATIONAL THERAPY

PETITION FOR MODIFICATION OR TERMINATION OF PROBATION

0	GRANTED
0	DENIED

PETITION FOR REINSTATEMENT OF REVOKED/SURRENDERED LICENSE/ REGISTRATION/CERTIFICATE

1	GRANTED
0	- LICENSE ISSUED WITH NO RESTRICTIONS
0	- LICENSE ISSUED AND PLACED ON PROBATION
1	- LICENSE ISSUED AND PLACED ON PROBATION WITH PRECEDENT CONDITION
0	- OTHER DECISION
0	DENIED

ADMINISTRATIVE/CRIMINAL COST RECOVERY

\$26,100.00	ADMINISTRATIVE COST RECOVERY ORDERED
\$1,000.00	- ORDERED WITH REVOKED/SURRENDERED DECISION
\$25,100.00	- ORDERED WITH ALL OTHER DECISIONS
\$8,782.58	ADMINISTRATIVE COST RECOVERY COLLECTED
0	CRIMINAL COST RECOVERY ORDERED
0	CRIMINAL COST RECOVERY COLLECTED

RESTITUTION TO CONSUMERS/REFUNDS/SAVINGS

N/A	RESTITUTION ORDERED
N/A	AMOUNT REFUNDED
N/A	REWORK AT NO CHARGE
N/A	ADJUSTMENTS/RETURNS/EXCHANGES
N/A	TOTAL SAVINGS ACHIEVED FOR CONSUMERS

SUBSTANCE ABUSING LICENSEES

22	PROBATIONERS SUBJECT TO DRUG TESTING
96	DRUG TESTS ORDERED
1	POSITIVE DRUG TESTS

APPLICANT ACTION

1	LICENSE APPLICATION DENIED (NO APPEAL)
0	STATEMENTS OF ISSUES FILED
0	LICENSE DENIED (STATEMENT OF ISSUES GRANTED)
0	LICENSE ISSUED WITH PROBATION OR PROBATIONARY LICENSE ISSUED
0	LICENSE GRANTED (STATEMENT OF ISSUES DENIED)
0	LICENSE ISSUED WITH A PUBLIC LETTER OF REPRIMAND
0	STATEMENT OF ISSUES WITHDRAWN



CALIFORNIA STATE BOARD OF OPTOMETRY

Licenses, registers, and regulates optometrists, registered dispensing ophthalmic businesses, contact lens dispensers, spectacle lens dispensers, and nonresident ophthalmic lens dispensers.

www.optometry.ca.gov

Staff: 16.4 civil servant positions, 1 exempt

Licenses, Registrations, Certificates, and Permits: 17,105

Board Membership: 5 public representatives, 6 licensees

Board Leadership:

Gregory Pruden

Executive Officer

gregory.pruden@dca.ca.gov

Laws and Regulations:

Optometry: Business and Professions Code section 3000–3167

California Code of Regulations, title 16, section 1500–1582

Opticianry: Business and Professions Code section 2540–2545; 2550–2568

California Code of Regulations, title 16, section 1399.200–1399.285

Sunset Review:

Last review: 2021 | Next review: 2025

BOARD HIGHLIGHTS

RECIPROCITY

The Board does not have reciprocity.

ACCOMPLISHMENTS

Amended Strategic Plan Incorporates Diversity, Equity, Inclusion, and Belonging

The Board implemented Governor Newsom’s directive via Executive Order N-16-22, which tasked state agencies and departments to take additional actions to embed equity analysis and considerations into their policies and practices, including the strategic planning process. The Board worked with DCA’s SOLID Planning Unit and conducted a diversity, equity, and inclusion (DEI) survey scan and analysis during September and October of 2023. Feedback was solicited from external stakeholders, as well as Board leadership and staff. At its December meeting, the Board amended its strategic plan to incorporate DEI values based on survey feedback.

Communication and Outreach

The Board engaged in workforce and education initiatives to help improve awareness among applicants and licensees. One of the Board’s strategic plan outreach goals (Goal 5.7) was: “Evaluate and create better consumer outcomes such as access to care and addressing patient needs for marginalized populations by implementation of a multi-step action plan educating licensees about concepts of diversity, equity, inclusion, and belonging.” The Board took steps toward that goal by distributing a list of DEI continuing education courses to licensees. The list can be accessed here: [DEIB CE Course List](#).

The Board educated its licensees and the public about critical and emerging topics in optometry and vision services. At its February 2024 Consumer Protection, Public Relations, and Outreach Committee meeting, the Board received a presentation regarding the importance of children's vision health. At its May 2024 board meeting, the Board received a presentation regarding the role of hormones in shaping patient eye health.

The Board launched its "Give the Gift of Sight" awareness campaign to promote donations of used eyeglasses to organizations that distribute them to people in need. Donated eyeglasses can transform the vision possibilities of children and other vulnerable communities. More about this initiative, including how to donate, can be found here: [Give the Gift of Sight](#).

Access to Care Regulations

The Board approved three rulemakings to increase access to care. These regulations regarding mobile optometric offices, home residence permits, and the use of radiofrequency technology and devices to treat dry eye disease or syndrome are all expected to be enacted by the end of 2024.

Updates to Licensing

In fiscal year 2023-24, application processing times improved for every license issued by the Board, thanks in part to reforms implemented in fiscal year 2022-23. Processing times for optometrist and fictitious name permit applications saw dramatic improvement. In the third quarter of fiscal year 2022-23, the processing time was as high as 90 days for an optometrist's initial application. By the end of fiscal year 2022-23, that timeline went down to 68 days on average. In fiscal year 2023-24, the average processing time for an initial optometrist application declined further to just 4 days, a 94% reduction in processing time compared to the year prior. Fictitious name permit processing time similarly improved by 92%, with the average processing time going from 110 days in fiscal year 2022-23 to 9 days in fiscal year 2023-24.

Processing time for opticianry applications also improved from fiscal year 2022-23 to fiscal year 2023-24. Application processing time decreased by 35% for registered dispensing ophthalmic business applications, by 36% for spectacle lens dispenser applications, and by 37% for contact lens dispenser applications.

The Board identified an application process inefficiency that requires opticianry applicants to submit two completed applications to be issued the registration. The Board is working on consolidating the process into one application and anticipates additional processing time improvements will result.

Updates to Enforcement

Compared to fiscal year 2022-23, the Board nearly doubled the rate of continuing education (CE) audits, however the overall pass rate decreased. In fiscal year 2022-23, the overall pass rate was 86% and a total of 14 citations were issued for CE audit failures. In fiscal year 2023-24, the overall pass rate was 69% and 42 CE citations were issued. By the close of fiscal year 2023-24, the Board had increased its audit sample rate from 5% to 7.5%.

The Board has also significantly focused on unlicensed activity, particularly for unpermitted fictitious name permits, unregistered dispensing ophthalmic businesses, and unregistered nonresident ophthalmic lens dispensers. This focus on unlicensed activity significantly increased the Board's overall complaint volume. The Board received 446 complaints in fiscal year 2023-24 compared to 256 complaints in fiscal year 2022-23.

NEW LEGISLATION

AB 2327 (Wendy Carrillo, Chapter 391, Statutes of 2024) extends the sunset date for mobile optometric office licensing from July 1, 2025, to July 1, 2035, and extends the deadline for the Board to adopt regulations on mobile optometric offices from January 1, 2023, to January 1, 2026. The bill also prohibits the Board from taking enforcement action against an owner or operator of a mobile optometric office solely based on its affiliation with an optometry school until January 1, 2026, or until the Board adopts final regulations for the registration program, whichever is earlier.

LICENSE REQUIREMENTS*

LICENSE REQUIREMENTS	Y/N
CONTINUING EDUCATION/COMPETENCY	Y
DEGREE/PROFESSIONAL SCHOOLING	Y
EXAMINATION	Y
FINGERPRINT REQUIREMENT	Y
QUALIFYING EXPERIENCE (MAY INCLUDE EDUCATION)	Y

* Applicable to specific license types. Refer to the laws and regulations for details.

FEES*

LICENSE TYPE	ACTUAL FEE	STATUTORY LIMIT
FICTITIOUS NAME PERMIT		
FICTITIOUS NAME PERMIT APPLICATION FEE	\$50.00	\$50.00
FICTITIOUS NAME PERMIT RENEWAL FEE	\$50.00	\$50.00

CALIFORNIA STATE BOARD OF OPTOMETRY

LICENSE TYPE (CONTINUED)	ACTUAL FEE	STATUTORY LIMIT
NONRESIDENT CONTACT LENS SELLER REGISTRATION		
NONRESIDENT CONTACT LENS DISPENSER APPLICATION FEE	\$150.00	\$200.00
NONRESIDENT CONTACT LENS DISPENSER INITIAL REGISTRATION FEE	\$200.00	\$300.00
NONRESIDENT CONTACT LENS DISPENSER RENEWAL	\$200.00	\$300.00
OPTICIAN REGISTRATION		
OPTOMETRIST LICENSE APPLICATION FEE	\$275.00	\$275.00
OPTOMETRIST RENEWAL FEE	\$500.00	\$500.00
OTHER FEES		
THERAPEUTIC PHARMACEUTICAL AGENT CERTIFICATION	\$25.00	\$25.00
GLAUCOMA CERTIFICATION	\$50.00	\$50.00
LACRIMAL IRRIGATION AND DILATION CERTIFICATION	\$50.00	\$50.00
CONTINUING EDUCATION COURSE APPROVAL FEE	\$100.00	\$100.00
RETIRED LICENSE APPLICATION FEE	\$25.00	\$25.00
RETIRED VOLUNTEER APPLICATION FEE	\$50.00	\$50.00
REGISTERED CONTACT LENS DISPENSER REGISTRATION		
CONTACT LENS DISPENSER APPLICATION FEE	\$150.00	\$200.00
CONTACT LENS DISPENSER INITIAL REGISTRATION FEE	\$200.00	\$300.00
CONTACT LENS DISPENSER RENEWAL	\$200.00	\$300.00
REGISTERED DISPENSING OPHTHALMIC BUSINESS REGISTRATION		
REGISTERED DISPENSING OPHTHALMIC BUSINESS APPLICATION FEE	\$200.00	\$200.00
REGISTERED DISPENSING OPHTHALMIC BUSINESS INITIAL REGISTRATION FEE	\$300.00	\$300.00
REGISTERED DISPENSING OPTICIAN RENEWAL	\$300.00	\$300.00
REGISTERED SPECTACLE LENS DISPENSER REGISTRATION		
SPECTACLE LENS DISPENSER APPLICATION FEE	\$150.00	\$200.00
SPECTACLE LENS DISPENSER INITIAL REGISTRATION FEE	\$200.00	\$300.00
SPECTACLE LENS DISPENSER RENEWAL	\$200.00	\$300.00
STATEMENT OF LICENSURE CERTIFICATE		
STATEMENT OF LICENSURE APPLICATION FEE	\$40.00	\$40.00
STATEMENT OF LICENSURE RENEWAL	\$40.00	\$40.00

* Additional fees may be required. Refer to the laws and regulations for details.

SUMMARY OF LICENSING ACTIVITY

INITIAL LICENSES/REGISTRATIONS/CERTIFICATES/PERMITS			
LICENSE TYPE	APPLICATIONS RECEIVED	ISSUED	RENEWED
FICTITIOUS NAME PERMIT	205	195	1,443
NONRESIDENT CONTACT LENS SELLER REGISTRATION	2	2	5
OPTOMETRIST LICENSE	231	222	3,718
REGISTERED CONTACT LENS DISPENSER REGISTRATION	142	143	550
REGISTERED DISPENSING OPTICIAN	127	126	605
REGISTERED SPECTACLE LENS DISPENSER REGISTRATION	358	338	1,433
STATEMENT OF LICENSURE CERTIFICATE	674	674	555
TOTAL	1,739	1,700	8,309

APPLICATIONS FOR INITIAL EXAMINATION/RE-EXAMINATION

LICENSE TYPE	EXAM TYPE	INITIAL APPLICATIONS FOR EXAMINATION RECEIVED	APPLICATIONS FOR RE-EXAMINATION RECEIVED	EXAMINATION APPLICATIONS APPROVED
OPTOMETRIST	CALIFORNIA OPTOMETRY LAWS AND REGULATIONS EXAMINATION	295	36	330
TOTAL		295	36	330

ASSOCIATED CERTIFICATIONS

LICENSE TYPE	INITIAL APPLICATIONS RECEIVED	CERTIFICATIONS ISSUED	CERTIFICATION POPULATION
IMMUNIZATION CERTIFICATION	4	4	60
TOTAL	4	4	60

LICENSING POPULATION BY TYPE

LICENSE TYPE	ACTIVE LICENSES/ REGISTRATIONS/ CERTIFICATES/ PERMITS	DELINQUENT/ EXPIRED	RETIRED	INACTIVE	OTHER
BRANCH OFFICE LICENSE- RETIRED	0	1	0	0	0
FICTITIOUS NAME PERMIT	1,560	159	0	0	0
NONRESIDENT OPHTHALMIC LENS DISPENSERS	22	5	0	0	0
OPTOMETRIST	7,804	645	179	330	0
REGISTERED CONTACT LENS DISPENSER	1,371	258	0	0	0

CALIFORNIA STATE BOARD OF OPTOMETRY

LICENSING POPULATION BY TYPE (CONTINUED)

LICENSE TYPE	ACTIVE LICENSES/ REGISTRATIONS/ CERTIFICATES/ PERMITS	DELINQUENT/ EXPIRED	RETIRED	INACTIVE	OTHER
REGISTERED DISPENSING OPHTHALMIC BUSINESS	1,185	105	0	0	0
REGISTERED SPECTACLE LENS DISPENSER	3,302	800	0	0	2
STATEMENT OF LICENSURE	1,861	719	0	0	0
TOTAL	17,105	2,692	179	330	2

RENEWAL AND CONTINUING EDUCATION (CE)

LICENSE TYPE	FREQUENCY OF RENEWAL	NUMBER OF CE HOURS REQUIRED EACH CYCLE
FICTITIOUS NAME PERMIT	EVERY YEAR	N/A
NONRESIDENT OPHTHALMIC LENS DISPENSER	EVERY 2 YEARS	N/A
OPTOMETRIST	EVERY 2 YEARS	40–50
REGISTERED CONTACT LENS DISPENSER	EVERY 2 YEARS	N/A
REGISTERED DISPENSING OPHTHALMIC BUSINESS	EVERY 2 YEARS	N/A
REGISTERED SPECTACLE LENS DISPENSER	EVERY 2 YEARS	N/A
STATEMENT OF LICENSURE	EVERY 2 YEARS	N/A

EXAMINATION RESULTS

LICENSE TYPE	EXAM DESCRIPTION	% PASS	% FAIL	TOTAL NUMBER CANDIDATES
OPTOMETRIST	CALIFORNIA LAW AND REGS EXAM	82%	18%	252
OPTOMETRIST	CLRE-TMOD	100%	0%	137
OPTOMETRIST	NATIONAL BOARD OF EXAMINERS IN OPTOMETRY	100%	0%	177

COMPLAINTS—INTAKE

495	RECEIVED
2	CLOSED WITHOUT REFERRAL FOR INVESTIGATION
497	REFERRED FOR INVESTIGATION
1	PENDING

INVESTIGATIONS

497	OPENED
593	CLOSED
60	PENDING

ENFORCEMENT AGING—COMPLETED INTAKE AND INVESTIGATIONS

437	UP TO 90 DAYS
47	91 TO 180 DAYS
29	181 DAYS TO 1 YEAR
37	1 TO 2 YEARS
23	2 TO 3 YEARS
20	OVER 3 YEARS
2	AVERAGE NUMBER OF DAYS FROM RECEIPT OF COMPLAINT TO ASSIGNMENT OF INVESTIGATOR
160	AVERAGE NUMBER OF DAYS FOR ALL INVESTIGATION OUTCOMES (FROM START OF INVESTIGATION TO REFERRAL FOR ACTION OR CASE CLOSURE WITHOUT REFERRAL FOR ACTION)
163	AVERAGE NUMBER OF DAYS FROM RECEIPT OF COMPLAINT TO REFERRAL FOR ACTION/PROSECUTION OR CASE CLOSURE WITHOUT REFERRAL FOR ACTION/PROSECUTION

INSPECTIONS

N/A	CONDUCTED
N/A	CITATIONS ISSUED
N/A	DISCIPLINARY ACTION TAKEN

CITATIONS AND FINES

0	ISSUED WITHOUT A FINE
65	ISSUED WITH A FINE
10	WITHDRAWN/DISMISSED/REDUCED/MODIFIED
201	AVERAGE NUMBER OF DAYS TO ISSUE A CITATION
0	ADMINISTRATIVE FINES

TOTAL AMOUNT OF FINES

\$122,400.00	ASSESSED
--------------	----------

SUMMARY OF ENFORCEMENT ACTIVITY

CALIFORNIA STATE BOARD OF OPTOMETRY

TOTAL AMOUNT OF FINES	
\$17,100.00	WITHDRAWN/DISMISSED/REDUCED
\$103,550.00	COLLECTED

CRIMINAL/CIVIL ACTIONS	
1	REFERRALS FOR CRIMINAL/CIVIL ACTION
0	CRIMINAL ACTIONS FILED
0	CIVIL ACTIONS FILED

OFFICE OF THE ATTORNEY GENERAL/INHOUSE/DISCIPLINARY ACTIONS	
12	CASES OPENED/INITIATED
9	CASES CLOSED
0	- CONSOLIDATED CASES CLOSED
2	CASES PENDING - AG PRE-FILING
7	CASES PENDING - AG POST-FILING

ENFORCEMENT AGING – COMPLETED ATTORNEY GENERAL AND INHOUSE CASES	
5	UP TO 1 YEAR
4	1 TO 2 YEARS
0	2 TO 3 YEARS
0	OVER 3 YEARS

FORMAL ACTIONS FILED/WITHDRAWN/DISMISSED	
3	RESTRAINING/RESTRICTION/SUSPENSION ORDERS SOUGHT
4	RESTRAINING/RESTRICTION/SUSPENSION ORDERS GRANTED
8	ACCUSATIONS FILED
1	PETITIONS TO REVOKE PROBATION AND ACCUSATIONS AND PETITIONS TO REVOKE PROBATION FILED
0	ACCUSATIONS WITHDRAWN/DISMISSED
0	PETITIONS TO REVOKE PROBATION AND ACCUSATIONS AND PETITIONS TO REVOKE PROBATION WITHDRAWN/DISMISSED

ADMINISTRATIVE OUTCOMES/FINAL ORDERS	
2	REVOCATION
3	SURRENDER OF LICENSE
0	PROBATION WITH SUSPENSION
0	SUSPENSION ONLY
5	PROBATION ONLY
0	PUBLIC REPRIMAND/PUBLIC REPROVAL/PUBLIC LETTER OF REPRIMAND
0	OTHER DECISIONS
10	TOTAL
328	AVERAGE NUMBER OF DAYS FROM CLOSURE OF INVESTIGATION TO IMPOSING FORMAL DISCIPLINE
801	AVERAGE NUMBER OF DAYS TO IMPOSE DISCIPLINE FROM RECEIPT OF COMPLAINT

PROBATION	
5	PROBATIONS COMPLETED
7	PROBATIONERS PENDING (CLOSE OF FY) (BOTH FACILITIES AND INDIVIDUALS)
3	CEASE PRACTICE ORDERS ISSUED

SUBSEQUENT DISCIPLINE	
1	PROBATIONS REVOKED
0	PROBATIONER'S LICENSE SURRENDERED
0	ADDITIONAL PROBATION WITH SUSPENSION
0	ADDITIONAL PROBATION
0	OTHER CONDITIONS ADDED ONLY
0	OTHER PROBATION OUTCOME

PETITION FOR MODIFICATION OR TERMINATION OF PROBATION	
0	GRANTED
0	DENIED

PETITION FOR REINSTATEMENT OF REVOKED/SURRENDERED LICENSE/ REGISTRATION/CERTIFICATE

0	GRANTED
0	- LICENSE ISSUED WITH NO RESTRICTIONS
0	- LICENSE ISSUED AND PLACED ON PROBATION
0	- LICENSE ISSUED AND PLACED ON PROBATION WITH PRECEDENT CONDITION
0	- OTHER DECISION
0	DENIED

ADMINISTRATIVE/CRIMINAL COST RECOVERY

\$25,686.50	ADMINISTRATIVE COST RECOVERY ORDERED
\$0.00	- ORDERED WITH REVOKED/SURRENDERED DECISION
\$25,686.50	- ORDERED WITH ALL OTHER DECISIONS
\$7,044.33	ADMINISTRATIVE COST RECOVERY COLLECTED
0	CRIMINAL COST RECOVERY ORDERED
0	CRIMINAL COST RECOVERY COLLECTED

RESTITUTION TO CONSUMERS/REFUNDS/SAVINGS

N/A	RESTITUTION ORDERED
N/A	AMOUNT REFUNDED
N/A	REWORK AT NO CHARGE
N/A	ADJUSTMENTS/RETURNS/EXCHANGES
N/A	TOTAL SAVINGS ACHIEVED FOR CONSUMERS

SUBSTANCE ABUSING LICENSEES

5	PROBATIONERS SUBJECT TO DRUG TESTING
40	DRUG TESTS ORDERED
3	POSITIVE DRUG TESTS

APPLICANT ACTION

0	LICENSE APPLICATION DENIED (NO APPEAL)
1	STATEMENTS OF ISSUES FILED
0	LICENSE DENIED (STATEMENT OF ISSUES GRANTED)
0	LICENSE ISSUED WITH PROBATION OR PROBATIONARY LICENSE ISSUED
0	LICENSE GRANTED (STATEMENT OF ISSUES DENIED)
0	LICENSE ISSUED WITH A PUBLIC LETTER OF REPRIMAND
0	STATEMENT OF ISSUES WITHDRAWN



OSTEOPATHIC MEDICAL BOARD OF CALIFORNIA

Licenses and regulates osteopathic physicians
and surgeons.

www.ombc.ca.gov

Staff: 13.9 civil servant position, 1 exempt

**Licenses, Registrations, Certificates,
and Permits:** 15,277

Board Membership: 4 public representatives,
5 licensees

Board Leadership:

Erika Calderon

Executive Officer

erika.calderon@dca.ca.gov

Machiko Chong

Licensing Program Manager

machiko.chong@dca.ca.gov

Laws and Regulations:

Business and Professions Code section 2400–2459.7,
section 3600

California Code of Regulations, title 16, section
1600–1697

Sunset Review:

Last review: 2021 | Next review: 2027

BOARD HIGHLIGHTS

RECIPROCITY

Per Business and Professions Code section 2153.5, the Board accepts licensees from any state that requires applicants to pass the Comprehensive Osteopathic Medical Licensing Examination (COMLEX) levels 1, 2, and 3 as its written examination for licensure. Licensure based on other state written examinations may be considered for approval and acceptance by the Board on a case-by-case basis.

ACCOMPLISHMENTS

Strategic Plan

The Board concluded its 2019–23 Strategic Plan, achieving most of its objectives. The Plan helped the Board improve its enforcement process, including increased collaboration with enforcement program partner organizations, leading to decreased case processing times. The Board also improved its licensing process, leading to decreased application processing times by moving all its application and licensure transactions online.

Website Enhancements

In November 2023, the Board launched its redesigned website. With a focus on user experience and accessibility, the redesigned website improves functionality to better serve website visitors. One of the key enhancements is the introduction of a more user-friendly interface. The Board has carefully crafted the website's layout, navigation, and design elements to ensure that users can easily find information. The redesigned website reflects the Board's commitment to providing valuable resources and staying responsive to consumers' needs.

In collaboration with DCA's Office of Information Services (OIS), the Board modified BreEZe, its licensing and enforcement database, to allow licensees to print their pocket license from their online BreEZe account. This change offers the convenience of immediate license access to licensees. It also reduces printing costs for the Board.

In addition, the following were moved online to the BreEZe database: the initial physician and surgeon application, licensure verification letters, address change requests, name change requests, and the fictitious name permit initial/renewal applications.

Outreach and Communications

In December 2023, the Board introduced its first issue of its newsletter OsteoScope. The newsletter was published on the Board's website and hard copies were distributed to Board stakeholders throughout the year.

The Board attended the American College of Osteopathic Family Physicians of California's (ACOFPCA) Annual Convention and Scientific Seminar in Anaheim in August 2023. Licensees were able to learn from industry's leading experts, earn continuing medical education (CME) credits, network with peers, and ask the Board questions. Board staff hosted a booth at the event and presented an update on Board activities.

The Board attended the Osteopathic Physicians and Surgeons of California's (OPSC) CME by the Bay Conference in Monterey, CA in October 2023. Board staff presented a Board update and hosted a booth.

In November 2023, the Board worked with Touro University to host a seminar about shaping one's professional identity. Students engaged with Board staff to learn about the enforcement process.

NEW LEGISLATION

AB 2164 (Berman, Chapter 952, Statutes of 2024)

prohibits the Board from requiring physician licensure applicants to disclose conditions or disorders that do not impair the applicant's ability to practice medicine safely. This includes conditions for which applicants are receiving appropriate treatment. The bill also requires the Board to provide applicants who do have conditions that impair their ability to practice medicine with information on the availability of probationary or limited practice licenses.

AB 3030 (Calderon, Chapter 848, Statutes of 2024)

requires health facilities, clinics, and physician's offices that use generative artificial intelligence to generate written or verbal patient communications pertaining to patient clinical information to provide a disclaimer and clear instructions describing how a patient may contact a human. The bill specifies the types of disclaimers needed for written, audio, and video communications. Exceptions apply for communications that are read and reviewed by a human licensed or certified health care provider.

SB 233 (Skinner, Chapter 11, Statutes of 2024) is an urgency bill that allowed physicians licensed in Arizona to perform abortion services in California on Arizona residents, through November 30, 2024, after registering with the Board. Upon receiving a completed application, which did not include a fee, the Board would register the physician within five business days. The Board also had the authority to deny or revoke a registration that did not meet specified requirements.

SB 1451 (Ashby, Chapter 481, Statutes of 2024), among other things, expands title protections for physicians by also protecting the initials "D.O." and makes other corresponding changes to clarify that the provisions apply to osteopathic physicians. It also eases licensing restrictions by allowing physicians still in residency to initially renew their licenses even if they have not completed 36 months of postgraduate training if specified requirements are met.

OSTEOPATHIC MEDICAL BOARD OF CALIFORNIA

LICENSE REQUIREMENTS

LICENSE REQUIREMENTS	Y/N
CONTINUING EDUCATION/COMPETENCY	Y
DEGREE/PROFESSIONAL SCHOOLING	Y
EXAMINATION	Y
FINGERPRINT REQUIREMENT	Y
QUALIFYING EXPERIENCE (MAY INCLUDE EDUCATION)	Y

FEES*

LICENSE TYPE	ACTUAL FEE	STATUTORY LIMIT
FICTITIOUS NAME PERMIT		
FICTITIOUS NAME PERMIT APPLICATION FEE	\$100.00	\$100.00
FICTITIOUS NAME PERMIT RENEWAL FEE	\$50.00	\$50.00
OSTEOPATHIC PHYSICIAN AND SURGEON LICENSE		
PHYSICIAN AND SURGEON APPLICATION FEE	\$200.00	\$400.00
PHYSICIAN AND SURGEON INITIAL LICENSING FEE*	\$400.00	\$400.00
PHYSICIAN AND SURGEON ACTIVE LICENSE FEE	\$400.00	\$400.00
PHYSICIAN AND SURGEON INACTIVE LICENSE FEE	\$300.00	\$300.00
OTHER		
ENDORSEMENT	\$25.00	\$25.00
NAME CHANGE	\$25.00	\$25.00
CONTROLLED SUBSTANCE UTILIZATION REVIEW AND EVALUATION SYSTEM FEE**	\$18.00	\$18.00
STEVEN M. THOMPSON PHYSICIAN CORPS LOAN REPAYMENT PROGRAM***	\$18.00	\$25.00
POSTGRADUATE TRAINING LICENSE		
POSTGRADUATE TRAINING LICENSE	\$491.00	N/A

**Fee collected with renewal, Business and Professions Code section 208(a).

*** Collected at renewal per Business and Professions Code section 2436.5 and initial licensure per Business and Professions Code section 2455.1.

SUMMARY OF LICENSING ACTIVITY

INITIAL LICENSES/REGISTRATIONS/CERTIFICATES/PERMITS			
LICENSE TYPE	APPLICATIONS RECEIVED	ISSUED	RENEWED
FICTITIOUS NAME PERMIT	146	142	802
OSTEOPATHIC PHYSICIAN AND SURGEON LICENSE	1,709	1,658	5,511
POSTGRADUATE TRAINING LICENSE*	723	583	0
TOTAL	2,578	2,383	6,313

* Postgraduate training licenses cannot be renewed.

LICENSING POPULATION BY TYPE					
LICENSE TYPE	ACTIVE LICENSES/ REGISTRATIONS/ CERTIFICATES/ PERMITS	DELINQUENT/ EXPIRED	RETIRED	INACTIVE	OTHER
FICTITIOUS NAME PERMIT	876	429	0	0	0
OSTEOPATHIC PHYSICIAN AND SURGEON	13,495	1,755	0	467	0
POSTGRADUATE TRAINING	906	4	0	0	0
TOTAL	15,277	2,188	0	467	0

RENEWAL AND CONTINUING EDUCATION (CE)		
LICENSE TYPE	FREQUENCY OF RENEWAL	NUMBER OF CE HOURS REQUIRED EACH CYCLE
FICTITIOUS NAME PERMIT	EVERY YEAR	N/A
OSTEOPATHIC PHYSICIAN AND SURGEON	EVERY 2 YEARS	50

EXAMINATION RESULTS				
LICENSE TYPE	EXAM DESCRIPTION	% PASS	% FAIL	TOTAL NUMBER CANDIDATES
OSTEOPATHIC PHYSICIAN AND SURGEON	COMPREHENSIVE OSTEOPATHIC MEDICAL LICENSING EXAMINATION OF THE UNITED STATES LEVELS 1, 2, AND 3*	93%	7%	25,379

OSTEOPATHIC MEDICAL BOARD OF CALIFORNIA

SUMMARY OF ENFORCEMENT ACTIVITY

COMPLAINTS—INTAKE	
889	RECEIVED
0	CLOSED WITHOUT REFERRAL FOR INVESTIGATION
882	REFERRED FOR INVESTIGATION
7	PENDING

INVESTIGATIONS	
882	OPENED
786	CLOSED
540	PENDING

ENFORCEMENT AGING—COMPLETED INTAKE AND INVESTIGATIONS	
350	UP TO 90 DAYS
115	91 TO 180 DAYS
137	181 DAYS TO 1 YEAR
141	1 TO 2 YEARS
37	2 TO 3 YEARS
6	OVER 3 YEARS
3	AVERAGE NUMBER OF DAYS FROM RECEIPT OF COMPLAINT TO ASSIGNMENT OF INVESTIGATOR
223	AVERAGE NUMBER OF DAYS FOR ALL INVESTIGATION OUTCOMES (FROM START OF INVESTIGATION TO REFERRAL FOR PROSECUTION OR CASE CLOSURE WITHOUT REFERRAL FOR PROSECUTION)
227	AVERAGE NUMBER OF DAYS FROM RECEIPT OF COMPLAINT TO REFERRAL FOR ACTION/PROSECUTION OR CASE CLOSURE WITHOUT REFERRAL FOR ACTION/PROSECUTION

INSPECTIONS	
N/A	CONDUCTED
N/A	CITATIONS ISSUED
N/A	DISCIPLINARY ACTION TAKEN

CITATIONS AND FINES	
0	ISSUED WITHOUT A FINE
7	ISSUED WITH A FINE
0	WITHDRAWN/DISMISSED/REDUCED/MODIFIED
739	AVERAGE NUMBER OF DAYS TO ISSUE A CITATION
0	ADMINISTRATIVE FINES

TOTAL AMOUNT OF FINES	
\$15,250.00	ASSESSED
\$0.00	WITHDRAWN/DISMISSED/REDUCED
\$14,750.00	COLLECTED

CRIMINAL/CIVIL ACTIONS	
2	REFERRALS FOR CRIMINAL/CIVIL ACTION
0	CRIMINAL ACTIONS FILED
0	CIVIL ACTIONS FILED

OFFICE OF THE ATTORNEY GENERAL/INHOUSE/DISCIPLINARY ACTIONS	
27	CASES OPENED/INITIATED
30	CASES CLOSED
1	- CONSOLIDATED CASES CLOSED
12	CASES PENDING - AG PRE-FILING
21	CASES PENDING - AG POST-FILING

ENFORCEMENT AGING – COMPLETED ATTORNEY GENERAL AND INHOUSE CASES	
16	UP TO 1 YEAR
12	1 TO 2 YEARS
2	2 TO 3 YEARS
0	OVER 3 YEARS

FORMAL ACTIONS FILED/WITHDRAWN/DISMISSED	
1	RESTRAINING/RESTRICTION/SUSPENSION ORDERS SOUGHT
1	RESTRAINING/RESTRICTION/SUSPENSION ORDERS GRANTED
14	ACCUSATIONS FILED
1	PETITIONS TO REVOKE PROBATION AND ACCUSATIONS AND PETITIONS TO REVOKE PROBATION FILED
0	ACCUSATIONS WITHDRAWN/DISMISSED
0	PETITIONS TO REVOKE PROBATION AND ACCUSATIONS AND PETITIONS TO REVOKE PROBATION WITHDRAWN/DISMISSED

OSTEOPATHIC MEDICAL BOARD OF CALIFORNIA

ADMINISTRATIVE OUTCOMES/FINAL ORDERS	
2	REVOCATION
2	SURRENDER OF LICENSE
0	PROBATION WITH SUSPENSION
0	SUSPENSION ONLY
11	PROBATION ONLY
12	PUBLIC REPRIMAND/PUBLIC REPROVAL/PUBLIC LETTER OF REPRIMAND
1	OTHER DECISIONS
28	TOTAL
347	AVERAGE NUMBER OF DAYS FROM CLOSURE OF INVESTIGATION TO IMPOSING FORMAL DISCIPLINE
1,168	AVERAGE NUMBER OF DAYS TO IMPOSE DISCIPLINE FROM RECEIPT OF COMPLAINT

PROBATION	
16	PROBATIONS COMPLETED
43	PROBATIONERS PENDING (CLOSE OF FY) (BOTH FACILITIES AND INDIVIDUALS)
0	CEASE PRACTICE ORDERS ISSUED

SUBSEQUENT DISCIPLINE	
0	PROBATIONS REVOKED
0	PROBATIONER'S LICENSE SURRENDERED
0	ADDITIONAL PROBATION WITH SUSPENSION
0	ADDITIONAL PROBATION
0	OTHER CONDITIONS ADDED ONLY
0	OTHER PROBATION OUTCOME

PETITION FOR MODIFICATION OR TERMINATION OF PROBATION	
1	GRANTED
0	DENIED

PETITION FOR REINSTATEMENT OF REVOKED/SURRENDERED LICENSE/REGISTRATION/CERTIFICATE	
0	GRANTED
0	- LICENSE ISSUED WITH NO RESTRICTIONS
0	- LICENSE ISSUED AND PLACED ON PROBATION
0	- LICENSE ISSUED AND PLACED ON PROBATION WITH PRECEDENT CONDITION
0	- OTHER DECISION
0	DENIED

ADMINISTRATIVE/CRIMINAL COST RECOVERY	
\$365,236.52	ADMINISTRATIVE COST RECOVERY ORDERED
\$0.00	- ORDERED WITH REVOKED/SURRENDERED DECISION
\$365,236.52	- ORDERED WITH ALL OTHER DECISIONS
\$277,615.47	ADMINISTRATIVE COST RECOVERY COLLECTED
0	CRIMINAL COST RECOVERY ORDERED
0	CRIMINAL COST RECOVERY COLLECTED

RESTITUTION TO CONSUMERS/REFUNDS/SAVINGS	
N/A	RESTITUTION ORDERED
N/A	AMOUNT REFUNDED
N/A	REWORK AT NO CHARGE
N/A	ADJUSTMENTS/RETURNS/EXCHANGES
N/A	TOTAL SAVINGS ACHIEVED FOR CONSUMERS

SUBSTANCE ABUSING LICENSEES	
5	PROBATIONERS SUBJECT TO DRUG TESTING
125	DRUG TESTS ORDERED
0	POSITIVE DRUG TESTS

APPLICANT ACTION	
0	LICENSE APPLICATION DENIED (NO APPEAL)
0	STATEMENTS OF ISSUES FILED
0	LICENSE DENIED (STATEMENT OF ISSUES GRANTED)
0	LICENSE ISSUED WITH PROBATION OR PROBATIONARY LICENSE ISSUED
0	LICENSE GRANTED (STATEMENT OF ISSUES DENIED)
0	LICENSE ISSUED WITH A PUBLIC LETTER OF REPRIMAND
0	STATEMENT OF ISSUES WITHDRAWN



CALIFORNIA STATE
BOARD OF PHARMACY

CALIFORNIA STATE BOARD OF PHARMACY

Licenses and regulates pharmacies,
pharmacists, pharmacist interns, pharmacy
technicians, and drug wholesalers.

www.pharmacy.ca.gov

Staff: 136.3 civil servant positions, 1 exempt

**Licenses, Registrations, Certificates,
and Permits:** 138,104

Board Membership: 6 public representatives,
7 licensees

Board Leadership:

Anne Sodergren	Julia Ansel
<i>Executive Officer</i>	<i>Assistant Executive Officer</i>
anne.sodergren@dca.ca.gov	julia.ansel@dca.ca.gov

Laws and Regulations:

Business and Professions Code section 4000 et seq.
California Code of Regulations, title 16, section
1700 et seq.

Sunset Review:

Last review: 2020 | Next review: 2025

BOARD HIGHLIGHTS

RECIPROCITY

The Board does not have reciprocity.

ACCOMPLISHMENTS

Consumer Protection

In line with its mission protection mandate, the Board sponsored AB1286 (Haney, Chapters 470, Statutes of 2023). This measure is a comprehensive approach to improving patient safety by identifying and addressing the root causes of medication errors, including establishing a method to allow for ongoing review of medication errors to protect patients. The bill contains provisions to address known contributing factors to medication errors such as allowing staffing decisions to be made at the pharmacy level by pharmacists responsible for operational compliance as well as authority for a pharmacist to close a pharmacy if conditions are unsafe to provide appropriate patient care. The measure establishes a first in the nation, mandatory reporting of medication errors.

Regulations

The Board initiated a rulemaking package in April 2024 to update its compounding regulations in response to revisions to federal guidelines of United States Pharmacopeia (USP) General Chapters regarding nonsterile compounding; sterile compounding; hazardous drug handling in healthcare settings; and radiopharmaceutical preparation, compounding, dispensing, and repackaging. This proposal aligns the Board's regulations with the revised USP standards and, in some instances where there are patient safety concerns, the proposed regulations build upon the minimum USP standards to ensure

protection of all Californians who require the services of a pharmacist or pharmacy to dispense or furnish to them the compounded drug products that meet their needs. Ensuring compliance with national standards is a benefit to public health and safety, worker safety, and the environment.

Communications and Outreach

The Board revised its Notice to Consumer poster that is required by law to be displayed in pharmacies. The posters were delivered to all licensed pharmacies in June 2024. The revised poster contains a QR Code that provides translations of the poster into 16 languages. A “Point to Your Language” poster was also mailed to all licensed pharmacies to better assist consumers with language barriers. The poster informs the consumer that, by law, the pharmacy must provide a translator, when needed.

The Board issued 179 email alerts regarding drug recalls; withdrawals; and other warnings from drug manufacturers, licensed sterile compounding pharmacies, and the U.S. Food and Drug Administration (FDA) to the pharmacy or consumer level. These emails protect public health by instantly notifying licensees and consumers of important information about prescription medications and products.

The Board’s newsletter, *The Script*, provides detailed information to licensees and consumers about important issues and changes within the practice of pharmacy in California. This information serves to provide knowledge sharing to licensees and enhance the patient experience at pharmacies. The Board published three newsletters during the last fiscal year, including a special edition in March 2024 that provided extensive education to licensees and consumers about the Medication Error Reduction and Patient Safety Act (AB 1286), effective on January 1, 2024.

Diversity, Equity, and Inclusion

AB 2194 (Ward, Chapter 958, Statutes of 2022) established that California licensed pharmacists and pharmacy technicians must complete at least one hour of a cultural competency course during the two years before any renewal due on or after January 1, 2024. A qualifying cultural competency course must be approved by an approved accreditation agency; must focus on patients who identify as lesbian, gay, bisexual, transgender, gender nonconforming, or queer, or who question their sexual orientation or gender identity and expression; must cover recognized health disparities faced by Black, Indigenous, and people of color; and

must contain elements demonstrating how sexual identity is directly impacted through intersectionality. During the December 2023 Board meeting, an overview of the California Pharmacist Association (CPhA) training program entitled *Caring for All: The Pharmacy Professional’s Role in LGBTQ+ Health and Equity* was provided to the Board, including a review of the statutory requirements of AB 2194. The course was developed for pharmacists and technicians.

The Board also updated its Board Member Procedure Manual. The manual states that “the Board supports the efforts of the Diversity, Equity, and Inclusion Steering Committee at the Department of Consumer Affairs and commits to fostering inclusive engagement in its policy decisions, and promoting diversity, equity, and inclusion in the Board’s publications and procedures.”

Updates to Examinations

The Board partnered with the DCA Office of Professional Examination Services (OPES) to conduct evaluation of the two pharmacy technician certification programs approved by the Board to ensure compliance with the provisions of Business and Professions Code (BPC) section 139. The DCA Licensure Examination Validation Policy (which has been established to meet the mandate of BPC section 139) provides in part that, generally, an occupational analysis and examination outline should be updated every five years to be considered current. The evaluation ensures that the examination requirements for licensure are appropriate, and that applicants meet a minimum standard of knowledge to protect California consumers from the considerable risk of harm by unqualified licensees.

NEW LEGISLATION

AB 1902 (Alanis, Chapter 330, Statutes of 2024) requires pharmacies to provide accessible prescription labels if a person informs them that they identify as a person who is blind, has low-vision, or is otherwise print disabled. This bill establishes requirements for the accessible prescription label, including that it be provided free of charge, appropriate to the disability and language of the person making the request, and meet consumer safety standards. This bill also requires dispensers to provide translated directions in languages the Board has made available and provide an accessible supplemental document if the accessible label does not fit on the container.

AB 2115 (Haney, Chapter 634, Statutes of 2024) is an urgency bill that authorizes approved health care practitioners to prescribe and dispense narcotic drugs at nonprofit or free clinics for the purpose of relieving acute withdrawal symptoms subject to specified safety requirements, while arranging referral to a narcotic treatment program. This bill also conforms dispensing requirements to the federal Drug Enforcement Administration's (DEA's) "three-day rule," and requires the Department of Health Care Services (DHCS) to adopt conforming regulations by April 30, 2029. In addition, this bill removes Levo-alpha-acetylmethadol from those medications authorized for narcotic treatment.

SB 339 (Weiner, Chapter 1, Statutes of 2024) increases the amount of preexposure prophylaxis drugs that pharmacists are authorized to furnish from a 60- to a 90-day supply, if specified conditions are met, or beyond a 90-day supply if specified conditions are met. This bill further specifies that health care service and health insurance plans should pay or reimburse patients for costs associated with obtaining preexposure prophylaxis and postexposure prophylaxis from a pharmacist, except as specified. This bill also expands the medications that may be furnished by a pharmacist that reduce a person's chance of contracting HIV.

LICENSE REQUIREMENTS

LICENSE REQUIREMENTS	Y/N
CONTINUING EDUCATION/COMPETENCY*	Y
DEGREE/PROFESSIONAL SCHOOLING**	Y
EXAMINATION**	Y
FINGERPRINT REQUIREMENT***	Y
QUALIFYING EXPERIENCE (MAY INCLUDE EDUCATION)***	Y

* Required for RPH, APH, and TCH license types.

** Required for RPH.

***Required for RPH, APH, TCH, EXC, EXV, DRL, DRR, DPM.

FEES*

LICENSE TYPE	ACTUAL FEE	STATUTORY LIMIT
ADVANCED PRACTICE PHARMACIST (APH) APPLICATION FEE	\$300.00	\$300.00
ADVANCED PRACTICE PHARMACIST (APH) LICENSE RENEWAL FEE	\$300.00	\$300.00
AUTOMATED DRUG DELIVERY SYSTEM (ADD) APPLICATION FEE	\$200.00	\$250.00
AUTOMATED DRUG DELIVERY SYSTEM (ADD) LICENSE RENEWAL FEE	\$200.00	\$250.00

LICENSE TYPE (CONTINUED)	ACTUAL FEE	STATUTORY LIMIT
AUTOMATED DRUG DISPENSING SYSTEM 340B CLINIC (ADC) APPLICATION FEE	\$300.00	\$500.00
AUTOMATED DRUG DISPENSING SYSTEM 340B CLINIC (ADC) LICENSE RENEWAL FEE	\$300.00	\$500.00
AUTOMATED DRUG DELIVERY SYSTEM EMS (ADE) APPLICATION FEE	\$100.00	\$100.00
AUTOMATED DRUG DELIVERY SYSTEM EMS (ADE) LICENSE RENEWAL FEE	\$100.00	\$100.00
CENTRALIZED HOSPITAL PACKAGING (CHP/ CHE) APPLICATION FEE	\$1,150.00	\$1,150.00
CENTRALIZED HOSPITAL PACKAGING (CHP/ CHE) LICENSE RENEWAL FEE	\$1,125.00	\$1,125.00
CLINIC (CLN/CLE) APPLICATION FEE	\$570.00	\$570.00
CLINIC (CLN/CLE) LICENSE RENEWAL FEE	\$360.00	\$360.00
DESIGNATED REPRESENTATIVE (EXC) APPLICATION FEE	\$210.00	\$210.00
DESIGNATED REPRESENTATIVE (EXC) LICENSE RENEWAL FEE	\$300.00	\$300.00
DESIGNATED REPRESENTATIVE VET (EXV) APPLICATION FEE	\$210.00	\$210.00
DESIGNATED REPRESENTATIVE VET (EXV) LICENSE RENEWAL FEE	\$300.00	\$300.00
DESIGNATED REPRESENTATIVE—3PL (DRL) APPLICATION FEE	\$210.00	\$210.00
DESIGNATED REPRESENTATIVE—3PL (DRL) LICENSE RENEWAL FEE	\$300.00	\$300.00
DESIGNATED REPRESENTATIVE—REVERSE DISTRIBUTOR (DRR) APPLICATION FEE	\$210.00	\$210.00
DESIGNATED REPRESENTATIVE—REVERSE DISTRIBUTOR (DRR) LICENSE RENEWAL FEE	\$300.00	\$300.00
DESIGNATED PARAMEDIC (DPM) APPLICATION FEE	\$140.00	\$140.00
DESIGNATED PARAMEDIC (DPM) LICENSE RENEWAL FEE	\$140.00	\$140.00
DRUG ROOM (DRM/DRE) APPLICATION FEE	\$570.00	\$570.00
DRUG ROOM (DRM/DRE) LICENSE RENEWAL FEE	\$930.00	\$930.00
HOSPITAL (HSP/HPE) APPLICATION FEE	\$570.00	\$570.00
HOSPITAL (HSP/HPE) LICENSE RENEWAL FEE	\$930.00	\$930.00
HOSPITAL SATELLITE STERILE COMPOUNDING (SCP/SCE) APPLICATION FEE	\$2,305.00	\$2,305.00
HOSPITAL SATELLITE STERILE COMPOUNDING (SCP/SCE) LICENSE RENEWAL FEE	\$1,855.00	\$1,855.00

CALIFORNIA STATE BOARD OF PHARMACY

LICENSE TYPE (CONTINUED)	ACTUAL FEE	STATUTORY LIMIT
HYPODERMIC NEEDLE AND SYRINGES (HYP/HYE) APPLICATION FEE	\$240.00	\$240.00
HYPODERMIC NEEDLE AND SYRINGES (HYP/HYE) LICENSE RENEWAL FEE	\$280.00	\$280.00
OUTSOURCING FACILITIES (OSF) APPLICATION FEE	\$3,180.00	\$3,180.00
OUTSOURCING FACILITIES (OSF) LICENSE RENEWAL FEE	\$1,855.00	\$1,855.00
OUTSOURCING FACILITIES NONRESIDENT (NSF) APPLICATION FEE	\$3,335.00	\$3,335.00
OUTSOURCING FACILITIES NONRESIDENT (NSF) LICENSE RENEWAL FEE	\$3,180.00	\$3,180.00
PHARMACIST EXAMINATION APPLICATION FEE	\$285.00	\$285.00
PHARMACIST INTERN (INT) APPLICATION FEE	\$230.00	\$230.00
PHARMACIST (RPH) LICENSE FEE	\$215.00	\$215.00
PHARMACIST (RPH) LICENSE RENEWAL FEE	\$505.00	\$505.00
PHARMACY (PHY/PHE/LCF) APPLICATION FEE	\$570.00	\$570.00
PHARMACY (PHY/PHE/LCF) LICENSE RENEWAL FEE	\$930.00	\$930.00
PHARMACY NONRESIDENT (NRP) APPLICATION FEE	\$570.00	\$570.00
PHARMACY NONRESIDENT (NRP) LICENSE RENEWAL FEE	\$930.00	\$930.00
PHARMACY TECHNICIAN (TCH) APPLICATION FEE	\$195.00	\$195.00
PHARMACY TECHNICIAN (TCH) LICENSE RENEWAL FEE	\$195.00	\$195.00
REMOTE DISPENSING PHARMACY (PHR) APPLICATION FEE	\$570.00	\$570.00
REMOTE DISPENSING PHARMACY (PHR) LICENSE RENEWAL FEE	\$930.00	\$930.00
STERILE COMPOUNDING LICENSE (LSC/LSE) APPLICATION FEE	\$2,305.00	\$2,305.00
STERILE COMPOUNDING LICENSE (LSC/LSE) LICENSE RENEWAL FEE	\$1,855.00	\$1,855.00

LICENSE TYPE (CONTINUED)	ACTUAL FEE	STATUTORY LIMIT
STERILE COMPOUNDING LICENSE NONRESIDENT (NSC) APPLICATION FEE	\$3,335.00	\$3,335.00
STERILE COMPOUNDING LICENSE NONRESIDENT (NSC) LICENSE RENEWAL FEE	\$3,180.00	\$3,180.00
SURPLUS MEDICATION COLLECTION DISTRIBUTION INTERMEDIARY LICENSE (SME) APPLICATION FEE	\$300.00	\$300.00
SURPLUS MEDICATION COLLECTION DISTRIBUTION INTERMEDIARY LICENSE (SME) RENEWAL FEE	\$300.00	\$300.00
THIRD-PARTY LOGISTICS PROVIDER (TPL) APPLICATION FEE	\$820.00	\$820.00
THIRD-PARTY LOGISTICS PROVIDER (TPL) LICENSE RENEWAL FEE	\$820.00	\$820.00
THIRD-PARTY LOGISTICS PROVIDER NONRESIDENT (NPL) APPLICATION FEE	\$820.00	\$820.00
THIRD-PARTY LOGISTICS PROVIDER NONRESIDENT (NPL) LICENSE RENEWAL FEE	\$820.00	\$820.00
VETERINARY FOOD—ANIMAL RETAILER (VET) APPLICATION FEE	\$610.00	\$610.00
VETERINARY FOOD—ANIMAL RETAILER (VET) LICENSE RENEWAL FEE	\$460.00	\$460.00
WHOLESALE (WLS/WLE) APPLICATION FEE	\$820.00	\$820.00
WHOLESALE (WLS/WLE) LICENSE RENEWAL FEE	\$820.00	\$820.00
WHOLESALE NONRESIDENT (OSD) APPLICATION FEE	\$820.00	\$820.00
WHOLESALE NONRESIDENT (OSD) LICENSE RENEWAL FEE	\$820.00	\$820.00

* Additional fees may be required. Refer to the laws and regulations for details. License fees listed are current amounts. The Board recast its fees through Senate Bill 816 (Chapter 723, Statutes of 2023). A new fee schedule will become effective January 1, 2025.

CALIFORNIA STATE BOARD OF PHARMACY

INITIAL LICENSES/REGISTRATIONS/CERTIFICATES/PERMITS			
LICENSE TYPE	APPLICATIONS RECEIVED	ISSUED	RENEWED
AUTOMATED PATIENT DISPENSING SYSTEM 340B CLINIC (ADC)	0	0	1
AUTOMATED DRUG DELIVERY SYSTEM (ADD)	244	298	1,118
AUTOMATED DRUG DELIVERY SYSTEM EMS (ADE)	0	0	1
ADVANCED PRACTICE PHARMACIST (APH)	156	159	574
CENTRALIZED HOSPITAL PACKAGING GOVERNMENT OWNED (CHE)	0	0	2
CENTRALIZED HOSPITAL PACKAGING (CHP)	0	0	8
CLINIC GOVERNMENT OWNED (CLE)	59	67	911
Clinic (CLN)	137	75	1,372
Designated Paramedic (DPM)	1	1	2
DRUG ROOM GOVERNMENT OWNED (DRE)	0	0	9
DESIGNATED REPRESENTATIVE- 3PL (DRL)	152	157	412
DRUG ROOM (DRM)	0	0	20
DESIGNATED REPRESENTATIVE- REVERSE DISTRIBUTOR (DRR)	7	6	10
DESIGNATED REPRESENTATIVE- WHOLESALER (EXC)	400	394	2,477
DESIGNATED REPRESENTATIVE- VET (EXV)	8	11	48
HOSPITAL PHARMACY GOVERNMENT OWNED (HPE)	8	8	81
Hospital Pharmacy (HSP)	14	8	403
HYPODERMIC NEEDLES AND SYRINGES GOVERNMENT OWNED (HYE)	0	0	0
HYPODERMIC NEEDLES AND SYRINGES (HYP)	22	3	216
INTERN PHARMACIST (INT)	1,183	1,192	N/A
CORRECTIONAL PHARMACY (LCF)	0	0	54
STERILE COMPOUNDING PHARMACY (LSC)	41	29	675

INITIAL LICENSES/REGISTRATIONS/CERTIFICATES/PERMITS (CONTINUED)			
LICENSE TYPE	APPLICATIONS RECEIVED	ISSUED	RENEWED
STERILE COMPOUNDING PHARMACY GOVERNMENT OWNED (LSE)	13	8	101
NONRESIDENT THIRD-PARTY LOGISTICS PROVIDER (NPL)	34	31	132
NONRESIDENT PHARMACY (NRP)	137	81	524
NONRESIDENT STERILE COMPOUNDING PHARMACY (NSC)	18	9	48
NONRESIDENT OUTSOURCING FACILITY (NSF)	6	3	17
NONRESIDENT WHOLESALER (OSD)	101	83	716
OUTSOURCING FACILITY (OSF)	5	1	3
PHARMACY GOVERNMENT OWNED (PHE)	11	13	140
REMOTE DISPENSING SITE PHARMACY (PHR)	0	1	3
PHARMACY (PHY)	743	322	5,799
PHARMACIST (RPH)	1,554	1,564	22,961
HOSPITALS SATELLITE COMPOUNDING PHARMACY GOVERNMENT OWNED (SCE)	1	1	4
HOSPITALS SATELLITE COMPOUNDING PHARMACY (SCP)	1	0	4
PHARMACY TECHNICIAN (TCH)	5,358	5,744	27,112
THIRD-PARTY LOGISTICS PROVIDER (TPL)	11	5	33
Surplus Medication Collection Distribution Intermediary (SME)	0	0	1
VETERINARY FOOD-ANIMAL DRUG RETAILER (VET)	0	0	19
WHOLESALER GOVERNMENT OWNED (WLE)	1	1	9
WHOLESALER (WLS)	64	50	404
TOTAL	10,490	10,325	66,424

CALIFORNIA STATE BOARD OF PHARMACY

APPLICATIONS FOR INITIAL EXAMINATION/RE-EXAMINATION				
LICENSE TYPE	EXAM TYPE	INITIAL APPLICATIONS FOR EXAMINATION RECEIVED	APPLICATIONS FOR RE-EXAMINATION RECEIVED	EXAMINATION APPLICATIONS APPROVED
PHARMACIST	CPJE EXAM	1,791	1,113	3,048
PHARMACIST	NAPLEX EXAM	1,791	**	2,467
TOTAL		3,582	1,113	5,515

** The board cannot report the number of applications for re-examination as there is no payment required for re-examination.

LICENSING POPULATION BY TYPE					
LICENSE TYPE	ACTIVE LICENSES/ REGISTRATIONS/ CERTIFICATES/ PERMITS	DELINQUENT/ EXPIRED	RETIRED	INACTIVE	OTHER
AUTOMATED PATIENT DISPENSING SYSTEM 340B CLINIC (ADC)	1	0	0	0	0
AUTOMATED DRUG DELIVERY SYSTEM (ADD)	1,086	26	0	0	7
EMERGENCY MEDICAL SERVICES AUTOMATED DRUG DELIVERY SYSTEM (ADE)	1	0	0	0	0
ADVANCED PRACTICE PHARMACIST (APH)	1,291	55	0	2	0
CENTRALIZED HOSPITAL PACKAGING GOVERNMENT OWNED (CHE)	2	0	0	0	0
CENTRALIZED HOSPITAL PACKAGING (CHP)	8	0	0	0	0
CLINIC GOVERNMENT OWNED (CLE)	922	24	0	0	4
CLINIC (CLN)	1,375	77	0	0	4
DESIGNATED PARAMEDIC (DPM)	3	0	0	0	0
DRUG ROOM GOVERNMENT OWNED (DRE)	9	1	0	0	0
DESIGNATED REPRESENTATIVE - 3PL (DRL)	561	15	0	0	0

LICENSING POPULATION BY TYPE (CONTINUED)					
LICENSE TYPE	ACTIVE LICENSES/ REGISTRATIONS/ CERTIFICATES/ PERMITS	DELINQUENT/ EXPIRED	RETIRED	INACTIVE	OTHER
DRUG ROOM (DRM)	21	0	0	0	0
DESIGNATED REPRESENTATIVE- REVERSE DISTRIBUTOR (DRR)	15	4	0	0	0
DESIGNATED REPRESENTATIVE- WHOLESALE (EXC)	2,800	107	0	0	0
DESIGNATED REPRESENTATIVE- VET (EXV)	59	1	0	0	0
HOSPITAL PHARMACY GOVERNMENT OWNED (HPE)	84	0	0	0	0
HOSPITAL PHARMACY (HSP)	394	2	0	0	0
HYPODERMIC (HYP)	211	22	0	0	0
INTERN PHARMACIST (INT)	4,421	0	0	0	0
LICENSED CORRECTIONAL FACILITY GOVERNMENT OWNED (LCF)	55	0	0	0	0
RESIDENT LICENSED STERILE COMPOUNDING (LSC)	671	7	0	0	8
STERILE COMPOUNDING GOVERNMENT OWNED (LSE)	108	0	0	0	2
NONRESIDENT THIRD-PARTY LOGISTICS PROVIDER (NPL)	154	3	0	0	0
NON RESIDENT PHARMACY (NRP)	570	30	0	0	1
NON RESIDENT LICENSED STERILE COMPOUNDING (NSC)	52	2	0	0	0
NONRESIDENT OUTSOURCING FACILITY (NSF)	19	1	0	0	1

CALIFORNIA STATE BOARD OF PHARMACY

LICENSING POPULATION BY TYPE (CONTINUED)					
LICENSE TYPE	ACTIVE LICENSES/ REGISTRATIONS/ CERTIFICATES/ PERMITS	DELINQUENT/ EXPIRED	RETIRED	INACTIVE	OTHER
NON RESIDENT WHOLESALER (OSD)	759	65	0	0	0
OUTSOURCING FACILITY (OSF)	3	0	0	0	0
PHARMACY GOVERNMENT OWNED (PHE)	144	1	0	0	2
REMOTE DISPENSING SITE PHARMACY (PHR)	3	0	0	0	0
PHARMACY (PHY)	5,919	18	0	0	7
REGISTERED PHARMACIST (RPH)	45,576	3,180	0	1,123	0
SATELLITE COMPOUNDING PHARMACY GOVERNMENT OWNED (SCE)	4	0	0	0	1
SATELLITE COMPOUNDING PHARMACY (SCP)	4	0	0	0	0
PHARMACY TECHNICIAN (TCH)	64,052	1,464	0	81	12
THIRD-PARTY LOGISTICS PROVIDER (TPL)	37	3	0	0	0
SURPLUS MEDICATION COLLECTION DISTRIBUTION INTERMEDIARY (SME)	1	0	0	0	0
VETERINARY FOOD- ANIMAL DRUG RETAILER (VET)	17	1	0	0	0
WHOLESALER GOVERNMENT OWNED (WLE)	10	1	0	0	0
WHOLESALER (WLS)	422	63	0	0	0
TOTAL	131,844	5,173	0	1,206	49

RENEWAL AND CONTINUING EDUCATION (CE)		
LICENSE TYPE	FREQUENCY OF RENEWAL	NUMBER OF CE HOURS REQUIRED EACH CYCLE
ADVANCED PRACTICE PHARMACIST (APH)	EVERY 2 YEARS	10
AUTOMATED DRUG DELIVERY SYSTEM (ADD)*	EVERY YEAR	N/A
AUTOMATED DRUG DELIVERY SYSTEM EMS (ADE)*	EVERY YEAR	N/A
AUTOMATED PATIENT DISPENSING SYSTEM 340B CLINIC (ADC)*	EVERY YEAR	N/A
CENTRALIZED HOSPITAL PACKAGING (CHP)/ GOVERNMENT OWNED (CHE)*	EVERY YEAR	N/A
CLINICS (CLN)/GOVERNMENT OWNED (CLE)*	EVERY YEAR	N/A
CORRECTIONAL PHARMACY (LCF)*	EVERY YEAR	N/A
DESIGNATED PARAMEDIC (DPM)*	EVERY 2 YEARS	N/A
DESIGNATED REPRESENTATIVE (EXC)*	EVERY YEAR	N/A
DESIGNATED REPRESENTATIVE—3PL (DRL)*	EVERY YEAR	N/A
DESIGNATED REPRESENTATIVE—REVERSE DISTRIBUTOR (DRR)*	EVERY YEAR	N/A
DESIGNATED REPRESENTATIVES VET (EXV)*	EVERY YEAR	N/A
DRUG ROOM (DRM)/GOVERNMENT OWNED (DRE)*	EVERY YEAR	N/A
HOSPITALS (HSP)/GOVERNMENT OWNED (HPE)*	EVERY YEAR	N/A
HOSPITAL SATELLITE STERILE COMPOUNDING (SCP)/GOVERNMENT OWNED (SCE)*	EVERY YEAR	N/A
HYPODERMIC NEEDLE AND SYRINGES (HYP)/ GOVERNMENT OWNED (HYE)*	EVERY YEAR	N/A
OUTSOURCING FACILITY (OSF)*	EVERY YEAR	N/A
OUTSOURCING FACILITY NONRESIDENT (NSF)*	EVERY YEAR	N/A
PHARMACIST (RPH)	EVERY 2 YEARS	30
PHARMACY (PHY)/GOVERNMENT OWNED (PHE)*	EVERY YEAR	N/A
PHARMACY NONRESIDENT (NRP)*	EVERY YEAR	N/A
PHARMACY TECHNICIAN (TCH)*	EVERY YEAR	1
REMOTE DISPENSING PHARMACY (PHR)*	EVERY YEAR	N/A

CALIFORNIA STATE BOARD OF PHARMACY

RENEWAL AND CONTINUING EDUCATION (CE)

LICENSE TYPE	FREQUENCY OF RENEWAL	NUMBER OF CE HOURS REQUIRED EACH CYCLE
STERILE COMPOUNDING (LSC)/GOVERNMENT OWNED (LSE)*	EVERY YEAR	N/A
STERILE COMPOUNDING NONRESIDENT (NSC)*	EVERY YEAR	N/A
SURPLUS MEDICATION COLLECTION DISTRIBUTION INTERMEDIARY (SME)*	EVERY YEAR	N/A
THIRD-PARTY LOGISTICS PROVIDERS (TPL)*	EVERY YEAR	N/A
THIRD-PARTY LOGISTICS PROVIDER NONRESIDENT (NPL)*	EVERY YEAR	N/A
VETERINARY FOOD—ANIMAL DRUG RETAILER (VET)*	EVERY YEAR	N/A
WHOLESALE (WLS)/GOVERNMENT OWNED (WLE)*	EVERY YEAR	N/A
WHOLESALE NONRESIDENT (OSD)*	EVERY YEAR	N/A

* There are no continuing education requirements for this license type.

EXAMINATION RESULTS

LICENSE TYPE	EXAM DESCRIPTION	% PASS	% FAIL	TOTAL NUMBER CANDIDATES
PHARMACIST	CPJE EXAM	61%	39%	1,669
PHARMACIST	NAPLEX EXAM (all candidates)	75%	25%	12,751
PHARMACIST	NAPLEX EXAM (CA only)	74%	26%	1,321

SUMMARY OF ENFORCEMENT ACTIVITY

COMPLAINTS—INTAKE

3,456	RECEIVED
815	CLOSED WITHOUT REFERRAL FOR INVESTIGATION
2,680	REFERRED FOR INVESTIGATION
115	PENDING

INVESTIGATIONS

2,680	OPENED
2,729	CLOSED
2,392	PENDING

ENFORCEMENT AGING—COMPLETED INTAKE AND INVESTIGATIONS

267	UP TO 90 DAYS
604	91 TO 180 DAYS
1,190	181 DAYS TO 1 YEAR
556	1 TO 2 YEARS
91	2 TO 3 YEARS
21	OVER 3 YEARS
15	AVERAGE NUMBER OF DAYS FROM RECEIPT OF COMPLAINT TO ASSIGNMENT OF INVESTIGATOR (START OF INVESTIGATION)
278	AVERAGE NUMBER OF DAYS FOR ALL INVESTIGATION OUTCOMES (FROM START OF INVESTIGATION TO REFERRAL FOR PROSECUTION OR CASE CLOSURE WITHOUT REFERRAL FOR PROSECUTION)
291	AVERAGE NUMBER OF DAYS FROM RECEIPT OF COMPLAINT TO REFERRAL FOR ACTION/PROSECUTION OR CASE CLOSURE WITHOUT REFERRAL FOR ACTION/PROSECUTION

INSPECTIONS

2,969	CONDUCTED
N/A	CITATIONS ISSUED
N/A	DISCIPLINARY ACTION TAKEN

CALIFORNIA STATE BOARD OF PHARMACY

CITATIONS AND FINES	
305	ISSUED WITHOUT A FINE
538	ISSUED WITH A FINE
82	WITHDRAWN/DISMISSED/REDUCED
361	AVERAGE NUMBER OF DAYS TO ISSUE A CITATION (FROM COMPLAINT RECEIPT/INSPECTION CONDUCTED TO CITATION ISSUED)

TOTAL AMOUNT OF FINES	
\$3,363,265.00	ASSESSED
\$545,699.00	WITHDRAWN/DISMISSED/REDUCED
\$1,811,451.36	COLLECTED

CRIMINAL/CIVIL ACTIONS	
0	REFERRALS FOR CRIMINAL/CIVIL ACTION
0	CRIMINAL ACTIONS FILED
0	CIVIL ACTIONS FILED

OFFICE OF THE ATTORNEY GENERAL/INHOUSE/DISCIPLINARY ACTIONS	
345	CASES OPENED/INITIATED
309	CASES CLOSED
59	- CONSOLIDATED CASES CLOSED
184	CASES PENDING - AG PRE-FILING
212	CASES PENDING - AG POST-FILING

ENFORCEMENT AGING – COMPLETED ATTORNEY GENERAL AND INHOUSE CASES	
146	UP TO 1 YEAR
114	1 TO 2 YEARS
31	2 TO 3 YEARS
17	OVER 3 YEARS

FORMAL ACTIONS FILED/WITHDRAWN/DISMISSED	
37	RESTRAINING/RESTRICTION/SUSPENSION ORDERS SOUGHT
21	RESTRAINING/RESTRICTION/SUSPENSION ORDERS GRANTED
213	ACCUSATIONS FILED
10	PETITIONS TO REVOKE PROBATION AND ACCUSATIONS AND PETITIONS TO REVOKE PROBATION FILED
7	ACCUSATIONS WITHDRAWN/DISMISSED

ADMINISTRATIVE OUTCOMES/FINAL ORDERS	
85	REVOCATION
36	SURRENDER OF LICENSE
2	PROBATION WITH SUSPENSION
0	SUSPENSION ONLY
72	PROBATION ONLY
31	PUBLIC REPRIMAND/PUBLIC REPROVAL/PUBLIC LETTER OF REPRIMAND
5	OTHER DECISIONS
232	TOTAL
470	AVERAGE NUMBER OF DAYS FROM CLOSURE OF INVESTIGATION TO IMPOSING FORMAL DISCIPLINE
884	AVERAGE NUMBER OF DAYS TO IMPOSE DISCIPLINE FROM RECEIPT OF COMPLAINT

PROBATION	
47	PROBATIONS COMPLETED
260	PROBATIONERS PENDING (CLOSE OF FY) (BOTH FACILITIES AND INDIVIDUALS)
0	CEASE PRACTICE ORDERS ISSUED

SUBSEQUENT DISCIPLINE	
8	PROBATIONS REVOKED
2	PROBATIONER'S LICENSE SURRENDERED
0	ADDITIONAL PROBATION WITH SUSPENSION
1	ADDITIONAL PROBATION ONLY
1	OTHER CONDITIONS ADDED ONLY
0	OTHER PROBATION OUTCOME

PETITION FOR MODIFICATION OR TERMINATION OF PROBATION	
6	GRANTED
7	DENIED

**PETITION FOR REINSTATEMENT OF REVOKED/SURRENDERED LICENSE/
REGISTRATION/CERTIFICATE**

3	GRANTED
0	- LICENSE ISSUED WITH NO RESTRICTIONS
2	- LICENSE ISSUED AND PLACED ON PROBATION
1	- LICENSE ISSUED AND PLACED ON PROBATION WITH PRECEDENT CONDITION
0	- OTHER DECISION
3	DENIED

ADMINISTRATIVE/CRIMINAL COST RECOVERY

\$1,201,460.72	ADMINISTRATIVE COST RECOVERY ORDERED
\$0.00	- ORDERED WITH REVOKED/SURRENDERED DECISION
\$1,201,460.72	- ORDERED WITH ALL OTHER DECISIONS
\$980,708.33	ADMINISTRATIVE COST RECOVERY COLLECTED
0	CRIMINAL COST RECOVERY ORDERED
0	CRIMINAL COST RECOVERY COLLECTED

RESTITUTION TO CONSUMERS/REFUNDS/SAVINGS

0	RESTITUTION ORDERED
0	AMOUNT REFUNDED
0	REWORK AT NO CHARGE
0	ADJUSTMENTS/RETURNS/EXCHANGES
0	TOTAL SAVINGS ACHIEVED FOR CONSUMERS

SUBSTANCE ABUSING LICENSEES

66	PROBATIONERS SUBJECT TO DRUG TESTING
640	DRUG TESTS ORDERED
8	POSITIVE DRUG TESTS

APPLICANT ACTION

65	LICENSE APPLICATION DENIED (PRE-HEARING)
13	STATEMENTS OF ISSUES FILED
4	LICENSE DENIED (STATEMENT OF ISSUES GRANTED)
3	LICENSE ISSUED WITH PROBATION OR PROBATIONARY LICENSE ISSUED
6	LICENSE GRANTED (STATEMENT OF ISSUES DENIED)
0	LICENSE ISSUED WITH A PUBLIC LETTER OF REPRIMAND
2	STATEMENT OF ISSUES WITHDRAWN



PHYSICAL THERAPY BOARD OF CALIFORNIA

Licenses and regulates physical therapists, physical therapist assistants, and the practice of electroneuromyography and kinesiological electromyography performed by physical therapists.

www.ptbc.ca.gov

Staff: 29.4 civil servant positions, 1 exempt

Licenses, Registrations, Certificates, and Permits: 39,189

Board Membership: 3 public representatives, 4 licensees

Board Leadership:

Jason Kaiser <i>Executive Officer</i> jason.kaiser@dca.ca.gov	Sarah Conley <i>Assistant Executive Officer</i> sarah.conley@dca.ca.gov
--	--

Laws and Regulations:

Business and Professions Code section 2600–2696

California Code of Regulations, title 16, section 1398–1399.99.4

Sunset Review:

Last review: 2022 | Next review: 2026

BOARD HIGHLIGHTS

RECIPROCITY

Pursuant to Business and Professions Code (BPC) section 2636.5, applicants for licensure as a physical therapist or physical therapist assistant who are licensed as such in another state, district, or territory of the United States, approved by the Board, may become licensed without a physical therapy or physical therapist assistant written examination if they meet all the requirements, including those licensing requirements prescribed by the Board. However, these individuals must successfully pass the California Law Examination prior to becoming licensed. Pursuant to BPC section 2639, applicants who are graduates of an approved education program or substantiated as a graduate of an approved education program and who have filed a complete application for licensure with the Board may be awarded “license applicant” status by the Board. A physical therapist or physical therapy assistant applicant shall practice under the direct supervision of a licensed physical therapist as a “license applicant.”

ACCOMPLISHMENTS

Strategic Plan

In June 2024, the Board adopted its 2024-29 Strategic Plan, outlining key priorities and initiatives to enhance consumer safeguards and promote transparency. This plan aims to strengthen regulatory frameworks, improve stakeholder engagement, and advance consumer education to effectively meet PTBC’s goals and objectives.

The plan incorporated stakeholder input from discussions with the Board in December 2023 and June 2024, which were facilitated by DCA’s SOLID Planning Unit. PTBC set

PHYSICAL THERAPY BOARD OF CALIFORNIA

ambitious goals to further the Board's mission to advance and protect the interests of the people of California by the effective administration of the Physical Therapy Practice Act. By integrating respect and equity into its core values, the PTBC demonstrates an understanding that consumer protection extends beyond regulatory measures, encompassing the need for fairness and inclusivity in all aspects of physical therapy practice.

The new strategic plan focuses on increasing stakeholder understanding about the licensing and enforcement processes, as well as knowledge of laws and regulations; expanding expert consultant recruitment and training; strengthening consumer and stakeholder outreach through creation and dissemination of informational materials; investing in staff development; and evaluating the continuing competency regulations. These priorities aim to ensure PTBC effectively fulfills its mission over the next five years.

Website Redesign

PTBC launched its new website in September 2023, which represents a significant step forward in digital innovation and stakeholder engagement. The modern design is visually appealing and strategically functional, facilitating an intuitive user experience. The improved layout and navigation system streamline the process of accessing information, which is beneficial for stakeholders who rely on the PTBC for up-to-date regulatory and practice-related information. The website's focus on the user experience is evident in its responsive design, ensuring compatibility across various devices and platforms, thus catering to the diverse technological preferences of its users. The incorporation of valuable resources, such as educational materials, licensing information, and policy updates, underscores PTBC's dedication to transparency and accessibility. The website's enhanced functionality supports more efficient interaction with PTBC's services, including online applications, renewals, verifications, and consumer complaints. This website redesign aligns with the PTBC's mission to effectively administer the Physical Therapy Practice Act, reflecting a commitment to adapt to the evolving needs of consumers and stakeholders.

Communications and Outreach

PTBC actively engages in outreach to educate and inform stakeholders about physical therapy services and consumer resources. PTBC made significant strides in expanding its outreach efforts, including a 30% increase in school presentations. Additionally, PTBC participated in significant outreach events. One event was the California Physical Therapy Association (CPTA) Annual Conference in October 2023, where PTBC staff networked with stakeholders, distributed Board-related information, and

promoted awareness of the latest innovations in physical therapy. PTBC also participated in the Fort Irwin Army Base Educational, Credentialing, and Resource Fair in September 2023. In May, which is Military Appreciation Month, PTBC participated in a DCA-hosted webinar that provided information and resources about licensing for military members and their families. During the webinar, PTBC had the opportunity to provide valuable resources and information to attendees. Outreach events like these are crucial in disseminating important information on physical therapy licensure, regulation, and services, while enhancing consumer awareness and access to care.

NEW LEGISLATION

There was no enacted legislation solely related to the Board.

LICENSE REQUIREMENTS*

LICENSE REQUIREMENTS	Y/N
CONTINUING EDUCATION/COMPETENCY	Y
DEGREE/PROFESSIONAL SCHOOLING	Y
EXAMINATION	Y
FINGERPRINT REQUIREMENT	Y
QUALIFYING EXPERIENCE (MAY INCLUDE EDUCATION)	Y—PHYSICAL THERAPIST ASSISTANT ONLY

* Applicable to specific license types. Refer to the laws and regulations for details.

FEES*

LICENSE TYPE	ACTUAL FEE	STATUTORY LIMIT
ELECTRONEUROMYOGRAPHY		
APPLICATION PROCESSING FEE	\$100.00	\$200.00
WRITTEN EXAMINATION FEE	\$500.00	\$500.00
RENEWAL FEE	\$50.00	\$300.00
KINESIOLOGICAL ELECTROMYOGRAPHY		
APPLICATION PROCESSING FEE	\$100.00	\$200.00
WRITTEN EXAMINATION FEE	\$500.00	\$500.00
RENEWAL FEE	\$50.00	\$300.00
PHYSICAL THERAPIST		
APPLICATION PROCESSING FEE	\$300.00	\$300.00
INITIAL LICENSING FEE	\$150.00	\$150.00
FINGERPRINTING FEE	\$49.00	N/A
NATIONAL EXAMINATION FEE	\$485.00***	**
CALIFORNIA LAW EXAMINATION FEE	\$65.00***	**
RENEWAL FEE	\$300.00	\$300.00

PHYSICAL THERAPY BOARD OF CALIFORNIA

LICENSE TYPE (CONTINUED)	ACTUAL FEE	STATUTORY LIMIT
PHYSICAL THERAPIST ASSISTANT		
APPLICATION PROCESSING FEE	\$300.00	\$300.00
FINGERPRINTING FEE	\$49.00	N/A
NATIONAL EXAMINATION FEE	\$485.00***	**
CALIFORNIA LAW EXAMINATION FEE	\$65.00***	**
RENEWAL FEE	\$300.00	\$300.00

*Additional fees may be required. Refer to the laws and regulations for details.

** Fees set by the Federation of State Boards of Physical Therapy.

***Additional testing center fees: physical therapist, \$100.30; physical therapist assistant, \$82.60; California Law Examination fee, \$29.00.

SUMMARY OF LICENSING ACTIVITY

INITIAL LICENSES/REGISTRATIONS/CERTIFICATES/PERMITS			
LICENSE TYPE	APPLICATIONS RECEIVED	ISSUED	RENEWED
PHYSICAL THERAPIST LICENSE	2,043	1,910	14,428
PHYSICAL THERAPIST ASSISTANT LICENSE	762	697	4,187
TOTAL	2,805	2,607	18,615

APPLICATIONS FOR INITIAL EXAMINATION/RE-EXAMINATION				
LICENSE TYPE	EXAM TYPE	INITIAL APPLICATIONS FOR EXAMINATION RECEIVED	APPLICATIONS FOR RE-EXAMINATION RECEIVED	EXAMINATION APPLICATIONS APPROVED
ELECTRONEUROMYOGRAPHER CERTIFICATION	ELECTRONEUROMYOGRAPHY	1	0	2
KINESIOLOGICAL ELECTROMYOGRAPHER CERTIFICATION	KINESIOLOGICAL ELECTROMYOGRAPHY	1	0	0
TOTAL		2	0	2

ASSOCIATED CERTIFICATIONS			
LICENSE TYPE	INITIAL APPLICATIONS RECEIVED	CERTIFICATIONS ISSUED	CERTIFICATION POPULATION
ELECTRONEUROMYOGRAPHER CERTIFICATION	1	2	21
KINESIOLOGICAL ELECTROMYOGRAPHER CERTIFICATION	1	0	25
TOTAL	2	2	46

LICENSING POPULATION BY TYPE					
LICENSE TYPE	ACTIVE LICENSES/ REGISTRATIONS/ CERTIFICATES/ PERMITS	DELINQUENT/ EXPIRED	RETIRED	INACTIVE	OTHER
ELECTRONEUROMYOGRAPHER CERTIFICATION	21	6	0	0	0
KINESIOLOGICAL ELECTROMYOGRAPHER CERTIFICATION	25	5	0	1	0
PHYSICAL THERAPIST	30,220	5,333	418	1,296	0
PHYSICAL THERAPIST ASSISTANT	8,874	1,588	100	327	0
TOTAL	39,094	6,921	518	1,263	0

RENEWAL AND CONTINUING EDUCATION (CE)		
LICENSE TYPE	FREQUENCY OF RENEWAL	NUMBER OF CE HOURS REQUIRED EACH CYCLE
ELECTRONEUROMYOGRAPHER	EVERY 2 YEARS WITH PHYSICAL THERAPIST LICENSE	N/A
KINESIOLOGICAL ELECTROMYOGRAPHER	EVERY 2 YEARS WITH PHYSICAL THERAPIST LICENSE	N/A
PHYSICAL THERAPIST	EVERY 2 YEARS	30
PHYSICAL THERAPIST ASSISTANT	EVERY 2 YEARS	30

EXAMINATION RESULTS				
LICENSE TYPE	EXAM DESCRIPTION	% PASS	% FAIL	TOTAL NUMBER CANDIDATES
ELECTRONEUROMYOGRAPHER CERTIFICATION	ELECTRONEUROMYOGRAPHY	100%	0%	2
KINESIOLOGICAL ELECTROMYOGRAPHER CERTIFICATION	KINESIOLOGICAL ELECTRONEUROMYOGRAPHY	0%	100%	1
PHYSICAL THERAPIST	CALIFORNIA LAW EXAM	91%	9%	1,866
PHYSICAL THERAPIST	NATIONAL PHYSICAL THERAPY EXAM	88%	12%	1,400
PHYSICAL THERAPIST ASSISTANT	CALIFORNIA LAW EXAM	79%	21%	769
PHYSICAL THERAPIST ASSISTANT	NATIONAL PHYSICAL THERAPY ASSISTANT EXAM	87%	13%	653

PHYSICAL THERAPY BOARD OF CALIFORNIA

SUMMARY OF ENFORCEMENT ACTIVITY

COMPLAINTS—INTAKE	
514	RECEIVED
0	CLOSED WITHOUT REFERRAL FOR INVESTIGATION
521	REFERRED FOR INVESTIGATION
1	PENDING

INVESTIGATIONS	
521	OPENED
489	CLOSED
345	PENDING

ENFORCEMENT AGING—COMPLETED INTAKE AND INVESTIGATIONS	
204	UP TO 90 DAYS
107	91 TO 180 DAYS
103	181 DAYS TO 1 YEAR
60	1 TO 2 YEARS
10	2 TO 3 YEARS
5	OVER 3 YEARS
3	AVERAGE NUMBER OF DAYS FROM RECEIPT OF COMPLAINT TO ASSIGNMENT OF INVESTIGATOR
189	AVERAGE NUMBER OF DAYS FOR ALL INVESTIGATION OUTCOMES (FROM START OF INVESTIGATION TO REFERRAL FOR PROSECUTION OR CASE CLOSURE WITHOUT REFERRAL FOR PROSECUTION)
192	AVERAGE NUMBER OF DAYS FROM RECEIPT OF COMPLAINT TO REFERRAL FOR ACTION/PROSECUTION OR CASE CLOSURE WITHOUT REFERRAL FOR ACTION/PROSECUTION

INSPECTIONS	
NA	CONDUCTED
NA	CITATIONS ISSUED
NA	DISCIPLINARY ACTION TAKEN

CITATIONS AND FINES	
0	ISSUED WITHOUT A FINE
49	ISSUED WITH A FINE
7	WITHDRAWN/DISMISSED/REDUCED/MODIFIED
271	AVERAGE NUMBER OF DAYS TO ISSUE A CITATION
0	ADMINISTRATIVE FINES

TOTAL AMOUNT OF FINES	
\$27,500.00	ASSESSED
\$2,450.00	WITHDRAWN/DISMISSED/REDUCED
\$26,550.00	COLLECTED

CRIMINAL/CIVIL ACTIONS	
5	REFERRALS FOR CRIMINAL/CIVIL ACTION
1	CRIMINAL ACTIONS FILED
0	CIVIL ACTIONS FILED

OFFICE OF THE ATTORNEY GENERAL/INHOUSE/DISCIPLINARY ACTIONS	
53	CASES OPENED/INITIATED
53	CASES CLOSED
18	- CONSOLIDATED CASES CLOSED
23	CASES PENDING - AG PRE-FILING
23	CASES PENDING - AG POST-FILING

ENFORCEMENT AGING – COMPLETED ATTORNEY GENERAL AND INHOUSE CASES	
35	UP TO 1 YEAR
16	1 TO 2 YEARS
2	2 TO 3 YEARS
0	OVER 3 YEARS

FORMAL ACTIONS FILED/WITHDRAWN/DISMISSED	
4	RESTRAINING/RESTRICTION/SUSPENSION ORDERS SOUGHT
2	RESTRAINING/RESTRICTION/SUSPENSION ORDERS GRANTED
21	ACCUSATIONS FILED
2	PETITIONS TO REVOKE PROBATION AND ACCUSATIONS AND PETITIONS TO REVOKE PROBATION FILED
0	ACCUSATIONS WITHDRAWN/DISMISSED
0	PETITIONS TO REVOKE PROBATION AND ACCUSATIONS AND PETITIONS TO REVOKE PROBATION WITHDRAWN/DISMISSED

ADMINISTRATIVE OUTCOMES/FINAL ORDERS	
5	REVOCATION
6	SURRENDER OF LICENSE
1	PROBATION WITH SUSPENSION
0	SUSPENSION ONLY
9	PROBATION ONLY
2	PUBLIC REPRIMAND/PUBLIC REPROVAL/PUBLIC LETTER OF REPRIMAND
0	OTHER DECISIONS
23	TOTAL
392	AVERAGE NUMBER OF DAYS FROM CLOSURE OF INVESTIGATION TO IMPOSING FORMAL DISCIPLINE
773	AVERAGE NUMBER OF DAYS TO IMPOSE DISCIPLINE FROM RECEIPT OF COMPLAINT

PHYSICAL THERAPY BOARD OF CALIFORNIA

PROBATION	
13	PROBATIONS COMPLETED
68	PROBATIONERS PENDING (CLOSE OF FY) (BOTH FACILITIES AND INDIVIDUALS)
0	CEASE PRACTICE ORDERS ISSUED

SUBSEQUENT DISCIPLINE	
1	PROBATIONS REVOKED
1	PROBATIONER'S LICENSE SURRENDERED
0	ADDITIONAL PROBATION WITH SUSPENSION
0	ADDITIONAL PROBATION
0	OTHER CONDITIONS ADDED
0	OTHER PROBATION OUTCOME

PETITION FOR MODIFICATION OR TERMINATION OF PROBATION	
1	GRANTED
1	DENIED

PETITION FOR REINSTATEMENT OF REVOKED/SURRENDERED LICENSE/REGISTRATION/CERTIFICATE	
0	GRANTED
0	- LICENSE ISSUED WITH NO RESTRICTIONS
0	- LICENSE ISSUED AND PLACED ON PROBATION
0	- LICENSE ISSUED AND PLACED ON PROBATION WITH PRECEDENT CONDITION
0	- OTHER DECISION
0	DENIED

ADMINISTRATIVE/CRIMINAL COST RECOVERY	
\$180,179.44	ADMINISTRATIVE COST RECOVERY ORDERED
\$0.00	- ORDERED WITH REVOKED/SURRENDERED DECISION
\$180,179.44	- ORDERED WITH ALL OTHER DECISIONS
\$176,051.21	ADMINISTRATIVE COST RECOVERY COLLECTED
0	CRIMINAL COST RECOVERY ORDERED
0	CRIMINAL COST RECOVERY COLLECTED

RESTITUTION TO CONSUMERS/REFUNDS/SAVINGS	
N/A	RESTITUTION ORDERED
N/A	AMOUNT REFUNDED
N/A	REWORK AT NO CHARGE
N/A	ADJUSTMENTS/RETURNS/EXCHANGES
N/A	TOTAL SAVINGS ACHIEVED FOR CONSUMERS

SUBSTANCE ABUSING LICENSEES	
30	PROBATIONERS SUBJECT TO DRUG TESTING
392	DRUG TESTS ORDERED
6	POSITIVE DRUG TESTS

APPLICANT ACTION	
5	LICENSE APPLICATION DENIED (NO APPEAL)
4	STATEMENTS OF ISSUES FILED
0	LICENSE DENIED (STATEMENT OF ISSUES GRANTED)
0	LICENSE ISSUED WITH PROBATION OR PROBATIONARY LICENSE ISSUED
0	LICENSE GRANTED (STATEMENT OF ISSUES DENIED)
0	LICENSE ISSUED WITH A PUBLIC LETTER OF REPRIMAND
1	STATEMENT OF ISSUES WITHDRAWN



PHYSICIAN ASSISTANT BOARD

BOARD HIGHLIGHTS

Licenses and regulates physician assistants.

www.pab.ca.gov

Staff: 11 civil servant positions, 1 exempt

**Licenses, Registrations, Certificates,
and Permits:** 17,972

Board Membership: 4 public representatives,
5 licensees, 1 ex officio physician

Board Leadership:

Rozana Khan	Kristy Voong
<i>Executive Officer</i>	<i>Assistant Executive Officer</i>
rozana.khan@dca.ca.gov	kristy.voong@dca.ca.gov

Laws and Regulations:

Business and Professions Code section 3500–3546
California Code of Regulations, title 16, section
1399.500–1399.623

Sunset Review:

Last review: 2020 | Next review: 2025

RECIPROCITY

The Board does not have reciprocity.

ACCOMPLISHMENTS

Updates to Licensing

On January 3, 2024, the Board transitioned from receiving National Practitioner Data Bank (NPDB) reports by mail from physician assistant license applicants to receiving them electronically via the Federation of State Medical Boards (FSMB). This new process allows an applicant to select the Board as the report recipient using the FSMB's Practitioner Direct interface. This eliminates the need for the applicant to request, receive, and manually mail this report from NPDB to the Board, significantly reducing the volume of mailed reports and associated delays. By receiving NPDB reports electronically, the licensing process has become more efficient and streamlined, thereby greatly enhancing the overall experience for applicants.

Updates to Enforcement

To enhance operational efficiency and consumer protection, and to achieve cost savings, the Board established a non-sworn special investigator position to collect workload data and savings metrics. The Board has identified several case types that can be investigated and referred for prosecution without the involvement of a sworn investigator. Redirecting such cases to non-sworn personnel will streamline processes and reduce costs. Many tasks associated with investigations can be effectively performed by non-sworn investigators, such as detecting and verifying

PHYSICIAN ASSISTANT BOARD

violations, interviewing witnesses, gathering information, analyzing testimony, serving legal papers, and serving as expert witnesses, among other duties.

Strategic Plan

In August 2023, the Board adopted its 2024-28 Strategic Plan. The Board developed new objectives for five strategic goal areas: (1) Cross-train staff to maintain appropriate licensing processing times, and as necessary, increase staffing, (2) Work with stakeholders on legislation to increase licensing fees to ensure adequate funding for the Board's operations, (3) Inform consumers about the services physician assistants provide, (4) Increase awareness of the Board's enforcement roles and responsibilities to reduce complaint resolution timeframes and educate consumers and licensees, and (5) Identify and implement more paperless processes, where feasible, to decrease costs, improve customer service, and increase efficiency. Additionally, the board incorporated diversity, equity, and inclusion (DEI) into the strategic plan to ensure the Board's initiatives and policies reflect and serve the diverse communities it serves.

NEW LEGISLATION

There was no enacted legislation solely related to the Board.

LICENSE REQUIREMENTS*

LICENSE REQUIREMENTS	Y/N
CONTINUING EDUCATION/COMPETENCY	Y
DEGREE/PROFESSIONAL SCHOOLING	Y
EXAMINATION	Y
FINGERPRINT REQUIREMENT	Y
QUALIFYING EXPERIENCE (MAY INCLUDE EDUCATION)	N

* Refer to the laws and regulations for details.

FEES*

LICENSE TYPE	ACTUAL FEE	STATUTORY LIMIT
APPLICATION PROCESSING FEE	\$25.00	\$25.00
FINGERPRINT CARD PROCESSING FEE	\$49.00	N/A
INITIAL LICENSE FEE	\$200.00	\$250.00
RENEWAL FEE	\$300.00	\$300.00

* Additional fees may be required. Refer to the laws and regulations for details.

SUMMARY OF LICENSING ACTIVITY

INITIAL LICENSES/REGISTRATIONS/CERTIFICATES/PERMITS			
LICENSE TYPE	APPLICATIONS RECEIVED	ISSUED	RENEWED
PHYSICIAN ASSISTANT LICENSE	1,888	1,750	8,104
TOTAL	1,888	1,750	8,104

LICENSING POPULATION BY TYPE					
LICENSE TYPE	ACTIVE LICENSES/ REGISTRATIONS/ CERTIFICATES/ PERMITS	DELINQUENT/ EXPIRED	RETIRED	INACTIVE	OTHER
PHYSICIAN ASSISTANT	17,972	2,747	191	30	0
TOTAL	17,972	2,747	191	30	0

RENEWAL AND CONTINUING EDUCATION (CE)		
LICENSE TYPE	FREQUENCY OF RENEWAL	NUMBER OF CE HOURS REQUIRED EACH CYCLE
PHYSICIAN ASSISTANT	EVERY 2 YEARS	50 CATEGORY 1* CONTINUING MEDICAL EDUCATION (CME) OR CURRENT CERTIFICATION WITH THE NATIONAL COMMISSION ON CERTIFICATION OF PHYSICIAN ASSISTANTS (NCCPA)

* Category 1 CME consists of clinical and professional educational activities that serve to maintain, develop, or increase the knowledge, skills, and professional performance that a physician assistant uses to provide services for patients, the public, and the profession.

EXAMINATION RESULTS				
LICENSE TYPE	EXAM DESCRIPTION	% PASS	% FAIL	TOTAL NUMBER CANDIDATES
PHYSICIAN ASSISTANT *	PHYSICIAN ASSISTANT NATIONAL CERTIFYING EXAMINATION (NCCPA)	92%	8%	11,855**

*The NCCPA gathers examination data by calendar year, therefore, the last completed calendar year is reported.

**The NCCPA testing data is not separated by state as individuals are allowed to take the certification examination in states where they do not intend to practice. The NCCPA maintains testing data on a national basis only.

PHYSICIAN ASSISTANT BOARD

SUMMARY OF ENFORCEMENT ACTIVITY

COMPLAINTS—INTAKE	
503	RECEIVED
0	CLOSED WITHOUT REFERRAL FOR INVESTIGATION
495	REFERRED FOR INVESTIGATION
11	PENDING

INVESTIGATIONS	
495	OPENED
489	CLOSED
360	PENDING

ENFORCEMENT AGING—COMPLETED INTAKE AND INVESTIGATIONS	
275	UP TO 90 DAYS
57	91 TO 180 DAYS
53	181 DAYS TO 1 YEAR
64	1 TO 2 YEARS
28	2 TO 3 YEARS
12	OVER 3 YEARS
6	AVERAGE NUMBER OF DAYS FROM RECEIPT OF COMPLAINT TO ASSIGNMENT OF INVESTIGATOR
207	AVERAGE NUMBER OF DAYS FOR ALL INVESTIGATION OUTCOMES (FROM START OF INVESTIGATION TO REFERRAL FOR PROSECUTION OR CASE CLOSURE WITHOUT REFERRAL FOR PROSECUTION)
212	AVERAGE NUMBER OF DAYS FROM RECEIPT OF COMPLAINT TO REFERRAL FOR ACTION/PROSECUTION OR CASE CLOSURE WITHOUT REFERRAL FOR ACTION/PROSECUTION

INSPECTIONS	
N/A	CONDUCTED
N/A	CITATIONS ISSUED
N/A	DISCIPLINARY ACTION TAKEN

CITATIONS AND FINES	
0	ISSUED WITHOUT A FINE
40	ISSUED WITH A FINE
1	WITHDRAWN/DISMISSED/REDUCED/MODIFIED
44	AVERAGE NUMBER OF DAYS TO ISSUE A CITATION
0	ADMINISTRATIVE FINES

TOTAL AMOUNT OF FINES	
\$11,250.00	ASSESSED
\$250.00	WITHDRAWN/DISMISSED/REDUCED
\$4,750.00	COLLECTED

CRIMINAL/CIVIL ACTIONS	
0	REFERRALS FOR CRIMINAL/CIVIL ACTION
0	CRIMINAL ACTIONS FILED
0	CIVIL ACTIONS FILED

OFFICE OF THE ATTORNEY GENERAL/INHOUSE/DISCIPLINARY ACTIONS	
24	CASES OPENED/INITIATED
25	CASES CLOSED
0	- CONSOLIDATED CASES CLOSED
15	CASES PENDING - AG PRE-FILING
20	CASES PENDING - AG POST-FILING

ENFORCEMENT AGING – COMPLETED ATTORNEY GENERAL AND INHOUSE CASES	
12	UP TO 1 YEAR
10	1 TO 2 YEARS
2	2 TO 3 YEARS
1	OVER 3 YEARS

FORMAL ACTIONS FILED/WITHDRAWN/DISMISSED	
0	RESTRAINING/RESTRICTION/SUSPENSION ORDERS SOUGHT
0	RESTRAINING/RESTRICTION/SUSPENSION ORDERS GRANTED
22	ACCUSATIONS FILED
2	PETITIONS TO REVOKE PROBATION AND ACCUSATIONS AND PETITIONS TO REVOKE PROBATION FILED
3	ACCUSATIONS WITHDRAWN/DISMISSED
0	PETITIONS TO REVOKE PROBATION AND ACCUSATIONS AND PETITIONS TO REVOKE PROBATION WITHDRAWN/DISMISSED

PHYSICIAN ASSISTANT BOARD

ADMINISTRATIVE OUTCOMES/FINAL ORDERS	
2	REVOCATION
4	SURRENDER OF LICENSE
1	PROBATION WITH SUSPENSION
0	SUSPENSION ONLY
6	PROBATION ONLY
2	PUBLIC REPRIMAND/PUBLIC REPROVAL/PUBLIC LETTER OF REPRIMAND
0	OTHER DECISIONS
15	TOTAL
445	AVERAGE NUMBER OF DAYS FROM CLOSURE OF INVESTIGATION TO IMPOSING FORMAL DISCIPLINE
1,146	AVERAGE NUMBER OF DAYS TO IMPOSE DISCIPLINE FROM RECEIPT OF COMPLAINT

PROBATION	
11	PROBATIONS COMPLETED
45	PROBATIONERS PENDING (CLOSE OF FY) (BOTH FACILITIES AND INDIVIDUALS)
0	CEASE PRACTICE ORDERS ISSUED

SUBSEQUENT DISCIPLINE	
0	PROBATIONS REVOKED
2	PROBATIONER'S LICENSE SURRENDERED
0	ADDITIONAL PROBATION WITH SUSPENSION
2	ADDITIONAL PROBATION
0	OTHER CONDITIONS ADDED ONLY
0	OTHER PROBATION OUTCOME

PETITION FOR MODIFICATION OR TERMINATION OF PROBATION	
1	GRANTED
1	DENIED

PETITION FOR REINSTATEMENT OF REVOKED/SURRENDERED LICENSE/REGISTRATION/CERTIFICATE	
0	GRANTED
0	- LICENSE ISSUED WITH NO RESTRICTIONS
0	- LICENSE ISSUED AND PLACED ON PROBATION
0	- LICENSE ISSUED AND PLACED ON PROBATION WITH PRECEDENT CONDITION
0	- OTHER DECISION
0	DENIED

ADMINISTRATIVE/CRIMINAL COST RECOVERY	
\$158,347.15	ADMINISTRATIVE COST RECOVERY ORDERED
\$0.00	- ORDERED WITH REVOKED/SURRENDERED DECISION
\$158,347.15	- ORDERED WITH ALL OTHER DECISIONS
\$93,295.47	ADMINISTRATIVE COST RECOVERY COLLECTED
0	CRIMINAL COST RECOVERY ORDERED
0	CRIMINAL COST RECOVERY COLLECTED

RESTITUTION TO CONSUMERS/REFUNDS/SAVINGS	
N/A	RESTITUTION ORDERED
N/A	AMOUNT REFUNDED
N/A	REWORK AT NO CHARGE
N/A	ADJUSTMENTS/RETURNS/EXCHANGES
N/A	TOTAL SAVINGS ACHIEVED FOR CONSUMERS

SUBSTANCE ABUSING LICENSEES	
13	PROBATIONERS SUBJECT TO DRUG TESTING
324	DRUG TESTS ORDERED
1	POSITIVE DRUG TESTS

APPLICANT ACTION	
0	LICENSE APPLICATION DENIED (NO APPEAL)
1	STATEMENTS OF ISSUES FILED
0	LICENSE DENIED (STATEMENT OF ISSUES GRANTED)
3	LICENSE ISSUED WITH PROBATION OR PROBATIONARY LICENSE ISSUED
0	LICENSE GRANTED (STATEMENT OF ISSUES DENIED)
0	LICENSE ISSUED WITH A PUBLIC LETTER OF REPRIMAND
2	STATEMENT OF ISSUES WITHDRAWN



PODIATRIC MEDICAL BOARD OF CALIFORNIA

Licenses and regulates doctors of podiatric medicine.

www.pmbc.ca.gov

Staff: 4 civil servant positions, 1 exempt

Licenses, Registrations, Certificates, and Permits: 2,671

Board Membership: 3 public representatives, 4 licensees

Board Leadership:

Brian Naslund

Executive Officer

brian.naslund@dca.ca.gov

Laws and Regulations:

Business and Professions Code section 2460–2499.8

California Code of Regulations, title 16, section 1399.650–1399.732

Sunset Review:

Last review: 2020 | Next review: 2025

BOARD HIGHLIGHTS

RECIPROCITY

Per Business and Professions Code section 2488, an applicant may be eligible for licensure in California if they are licensed as a doctor of podiatric medicine in any other state and meet the following requirements:

- Pass Part III of the national examinations within the last 10 years.
- Satisfactorily complete at least one year of postgraduate training.
- Submit fingerprints and obtain criminal record clearance from the California Department of Justice and the FBI (applicants outside of California may opt to obtain clearances utilizing Live Scan).
- Provide verification of a license in good standing from all states or counties in which a medical license has been held.
- Request a disciplinary databank report from the Federation of Podiatric Medicine be sent directly to the Board.

ACCOMPLISHMENTS

Diversity, Equity, and Inclusion

In alignment with Governor Newsom's Executive Order (N-16-22), the executive officer (EO) and Board staff have been working with the diversity, equity, and inclusion (DEI) team at DCA's SOLID Planning Unit (SOLID). These meetings included the creation of draft surveys linked

to the Board program, gathering lists of stakeholders, approving deliverable schedules, facilitating and attending preparatory meetings, formulating materials for review, distributing surveys, preparing and providing materials for session participants, drafting revisions to the PMBC strategic plan, and collaborating on the action planning and tracking systems. The goal of the Board's DEI work is to engage with California's diverse population, identify unmet needs, and incorporate feedback from different communities into the Board's regulatory work and outreach efforts. The Board's DEI efforts have so far yielded new workgroups, engagement with additional external stakeholders, and translation of forms and documents into more languages.

Updates to Licensing

PMBC leveraged automated BreEZe functions to seamlessly improve timelines for the processing of applications, renewals, and other licensing matters, leading to greater reported satisfaction from licensees and stakeholders. Additionally, PMBC increased opportunities for doctors of podiatric medicine by reviewing and approving an additional podiatric residency program in California.

Updates to Enforcement

PMBC added six new podiatric experts and consultants to its available pool to assist with the review of the initial complaints through the disciplinary process. PMBC monitored enforcement costs and had an over 30% increase in cost recovery ordered.

Legislative Implementation

The Board sponsored AB 826 (Chen, Chapter 122, Statutes of 2023), which amended Business and Professions Code 2496 and changed the requirements for the license renewals of Doctors of Podiatric Medicine (DPMs). The Board implemented key portions in 2024, including the updated requirements for renewing DPMs to complete 50 hours of continuing medical education, remain current with related fees, and remain free from disciplinary actions.

Communications and Outreach

Proper notices and communications continue to be shared through the Board's website, social media accounts, annual newsletters, listserv, and other channels targeting stakeholders. The Board also sent out notifications and updates through the California Podiatric Medical Association (CPMA) to its members.

In compliance with the implementation of the Board's current strategic plan, the number of stakeholders included on the Board's listserv has been significantly increased.

NEW LEGISLATION

There was no enacted legislation solely related to the Board.

LICENSE REQUIREMENTS

LICENSE REQUIREMENTS	Y/N
CONTINUING EDUCATION/COMPETENCY	Y
DEGREE/PROFESSIONAL SCHOOLING	Y
EXAMINATION	Y
FINGERPRINT REQUIREMENT	Y
QUALIFYING EXPERIENCE (MAY INCLUDE EDUCATION)	Y

FEES*

LICENSE TYPE	ACTUAL FEE	STATUTORY LIMIT
PERMANENT LICENSE/CONTROLLED SUBSTANCE UTILIZATION REVIEW AND EVALUATION SYSTEM FEE	\$22.00	\$22.00
PERMANENT LICENSE/CONTINUED MEDICAL EDUCATION COURSE APPROVAL	\$250.00	\$250.00
PERMANENT LICENSE/INITIAL CERTIFICATION	\$100.00	\$100.00
PERMANENT LICENSE/INITIAL LICENSE	\$800.00	\$800.00
PERMANENT LICENSE/LICENSE RENEWAL	\$1,318.00	\$1,318.00
RESIDENT AND PERMANENT LICENSE/ APPLICATION	\$100.00	\$100.00
RESIDENT AND PERMANENT LICENSE/LETTER OF GOOD STANDING	\$100.00	\$100.00
RESIDENT LICENSE	\$100.00	\$100.00

* Additional fees may be required. Refer to the laws and regulations for details.

SUMMARY OF LICENSING ACTIVITY

INITIAL LICENSES/REGISTRATIONS/CERTIFICATES/PERMITS			
LICENSE TYPE	APPLICATIONS RECEIVED	ISSUED	RENEWED
DOCTOR OF PODIATRIC MEDICINE	92	98	1,067
FICTITIOUS NAME PERMIT	30	23	98
RESIDENT STATUS	48	44	0
TOTAL	170	165	1,165

PODIATRIC MEDICAL BOARD OF CALIFORNIA

LICENSING POPULATION BY TYPE					
LICENSE TYPE	ACTIVE LICENSES/ REGISTRATIONS/ CERTIFICATES/ PERMITS	DELINQUENT/ EXPIRED	RETIRED	INACTIVE	OTHER
DOCTOR OF PODIATRIC MEDICINE	2,242	270	0	15	0
FICTITIOUS NAME PERMIT	256	196	0	0	0
RESIDENT STATUS	173	0	0	0	0
TOTAL	2,671	466	0	15	0

RENEWAL AND CONTINUING EDUCATION (CE)		
LICENSE TYPE	FREQUENCY OF RENEWAL	NUMBER OF CE HOURS REQUIRED EACH CYCLE
DOCTOR OF PODIATRIC MEDICINE	EVERY 2 YEARS	50
FICTITIOUS NAME PERMIT	EVERY 2 YEARS	N/A
RESIDENT STATUS	N/A*	N/A

* Yearly extension based on resident program approval.

EXAMINATION RESULTS				
LICENSE TYPE	EXAM DESCRIPTION	% PASS	% FAIL	TOTAL NUMBER CANDIDATES
DOCTOR OF PODIATRIC MEDICINE	NATIONAL BOARD OF PODIATRIC MEDICAL EXAMINERS AMERICAN PODIATRIC MEDICAL LICENSING EXAMINATION PART III	95%	5%	62

SUMMARY OF ENFORCEMENT ACTIVITY

COMPLAINTS—INTAKE	
143	RECEIVED
0	CLOSED WITHOUT REFERRAL FOR INVESTIGATION
143	REFERRED FOR INVESTIGATION
5	PENDING

INVESTIGATIONS	
143	OPENED
141	CLOSED
80	PENDING

ENFORCEMENT AGING—COMPLETED INTAKE AND INVESTIGATIONS	
89	UP TO 90 DAYS
26	91 TO 180 DAYS
12	181 DAYS TO 1 YEAR
11	1 TO 2 YEARS

ENFORCEMENT AGING—COMPLETED INTAKE AND INVESTIGATIONS	
3	2 TO 3 YEARS
0	OVER 3 YEARS
6	AVERAGE NUMBER OF DAYS FROM RECEIPT OF COMPLAINT TO ASSIGNMENT OF INVESTIGATOR
126	AVERAGE NUMBER OF DAYS FOR ALL INVESTIGATION OUTCOMES (FROM START OF INVESTIGATION TO REFERRAL FOR ACTION OR CASE CLOSURE WITHOUT REFERRAL FOR ACTION)
131	AVERAGE NUMBER OF DAYS FROM RECEIPT OF COMPLAINT TO REFERRAL FOR ACTION/PROSECUTION OR CASE CLOSURE WITHOUT REFERRAL FOR ACTION/PROSECUTION

INSPECTIONS	
N/A	CONDUCTED
N/A	CITATIONS ISSUED
N/A	DISCIPLINARY ACTION TAKEN

CITATIONS AND FINES	
0	ISSUED WITHOUT A FINE
2	ISSUED WITH A FINE
0	WITHDRAWN/DISMISSED/REDUCED
898	AVERAGE NUMBER OF DAYS TO ISSUE A CITATION (FROM COMPLAINT RECEIPT/INSPECTION CONDUCTED TO CITATION ISSUED)
0	ADMINISTRATIVE FINES

TOTAL AMOUNT OF FINES	
\$5,000.00	ASSESSED
0	WITHDRAWN/DISMISSED/REDUCED
\$1,000.00	COLLECTED

CRIMINAL/CIVIL ACTIONS	
0	REFERRALS FOR CRIMINAL/CIVIL ACTION
0	CRIMINAL ACTIONS FILED
0	CIVIL ACTIONS FILED

OFFICE OF THE ATTORNEY GENERAL/INHOUSE/DISCIPLINARY ACTIONS	
4	CASES OPENED/INITIATED
5	CASES CLOSED
0	- CONSOLIDATED CASES CLOSED
7	CASES PENDING - AG PRE-FILING
12	CASES PENDING - AG POST-FILING

PODIATRIC MEDICAL BOARD OF CALIFORNIA

ENFORCEMENT AGING – COMPLETED ATTORNEY GENERAL AND INHOUSE CASES	
1	UP TO 1 YEAR
4	1 TO 2 YEARS
0	2 TO 3 YEARS
0	OVER 3 YEARS

FORMAL ACTIONS FILED/WITHDRAWN/DISMISSED	
0	RESTRAINING/RESTRICTION/SUSPENSION ORDERS SOUGHT
0	RESTRAINING/RESTRICTION/SUSPENSION ORDERS GRANTED
6	ACCUSATIONS FILED
0	PETITIONS TO REVOKE PROBATION AND ACCUSATIONS AND PETITIONS TO REVOKE PROBATION FILED
0	ACCUSATIONS WITHDRAWN/DISMISSED
0	PETITIONS TO REVOKE PROBATION AND ACCUSATIONS AND PETITIONS TO REVOKE PROBATION WITHDRAWN/DISMISSED

ADMINISTRATIVE OUTCOMES/FINAL ORDERS	
0	REVOCATION
1	SURRENDER OF LICENSE
0	PROBATION WITH SUSPENSION
0	SUSPENSION ONLY
2	PROBATION ONLY
2	PUBLIC REPRIMAND/PUBLIC REPROVAL/PUBLIC LETTER OF REPRIMAND
0	OTHER DECISIONS
5	TOTAL
433	AVERAGE NUMBER OF DAYS FROM CLOSURE OF INVESTIGATION TO IMPOSING FORMAL DISCIPLINE
1,014	AVERAGE NUMBER OF DAYS TO IMPOSE DISCIPLINE FROM RECEIPT OF COMPLAINT

PROBATION	
2	PROBATIONS COMPLETED
8	PROBATIONERS PENDING (CLOSE OF FY)
0	CEASE PRACTICE ORDERS ISSUED

SUBSEQUENT DISCIPLINE	
0	PROBATIONS REVOKED
1	PROBATIONER'S LICENSE SURRENDERED
0	ADDITIONAL PROBATION WITH SUSPENSION
0	ADDITIONAL PROBATION
0	OTHER CONDITIONS ADDED
0	OTHER PROBATION OUTCOME

PETITION FOR MODIFICATION OR TERMINATION OF PROBATION	
0	GRANTED
0	DENIED

PETITION FOR REINSTATEMENT OF REVOKED/SURRENDERED LICENSE/REGISTRATION/CERTIFICATE	
0	GRANTED
0	- LICENSE ISSUED WITH NO RESTRICTIONS
0	- LICENSE ISSUED AND PLACED ON PROBATION
0	- LICENSE ISSUED AND PLACED ON PROBATION WITH PRECEDENT CONDITION
0	- OTHER DECISION
0	DENIED

ADMINISTRATIVE/CRIMINAL COST RECOVERY	
\$122,000.00	ADMINISTRATIVE COST RECOVERY ORDERED
\$0.00	- ORDERED WITH REVOKED/SURRENDERED DECISION
\$122,000.00	- ORDERED WITH ALL OTHER DECISIONS
\$123,770.05	ADMINISTRATIVE COST RECOVERY COLLECTED
N/A	CRIMINAL COST RECOVERY ORDERED
N/A	CRIMINAL COST RECOVERY COLLECTED

RESTITUTION TO CONSUMERS/REFUNDS/SAVINGS	
N/A	RESTITUTION ORDERED
N/A	AMOUNT REFUNDED
N/A	REWORK AT NO CHARGE
N/A	ADJUSTMENTS/RETURNS/EXCHANGES
N/A	TOTAL SAVINGS ACHIEVED FOR CONSUMERS

SUBSTANCE ABUSING LICENSEES	
3	PROBATIONERS SUBJECT TO DRUG TESTING
93	DRUG TESTS ORDERED
0	POSITIVE DRUG TESTS

APPLICANT ACTION	
0	LICENSE APPLICATION DENIED (NO APPEAL)
0	STATEMENTS OF ISSUES FILED
0	LICENSE DENIED (STATEMENT OF ISSUES GRANTED)
0	LICENSE ISSUED WITH PROBATION OR PROBATIONARY LICENSE ISSUED
0	LICENSE GRANTED (STATEMENT OF ISSUES DENIED)
0	LICENSE ISSUED WITH A PUBLIC LETTER OF REPRIMAND
0	STATEMENT OF ISSUES WITHDRAWN



BUREAU FOR PRIVATE POST-SECONDARY EDUCATION

Oversees and regulates private postsecondary educational institutions located in California.

www.bppe.ca.gov

Staff: 110 civil servant positions, 1 exempt

Licenses, Registrations, Certificates, and Permits: 1,087

Advisory Committee Membership: 2 public representatives, 3 institutional representatives, 3 consumer advocates, 2 current or past students, 2 nonvoting, ex officio members

Bureau Leadership:

Deborah Cochrane
Chief

deborah.cochrane@dca.ca.gov

Elizabeth Elias

Deputy Chief, Enforcement

elizabeth.elias@dca.ca.gov

Manila Vongmany

Deputy Chief, Administration and Licensing

manila.vongmany@dca.ca.gov

Laws and Regulations:

California Education Code section 94800–94950

California Code of Regulations, title 5, section 70000–76240

Sunset Review:

Last review: 2022 | Next review: 2026

BUREAU HIGHLIGHTS

RECIPROCITY

The Bureau does not have reciprocity.

ACCOMPLISHMENTS

Consumer Protection

Each year, institutions approved to operate by the Bureau must submit detailed information about the institution's program offerings and the institution as a whole. This data, which includes graduation rates, job placement rates, and other outcomes of students is vital for shaping the Bureau's enforcement priorities.

From July to December 2023, the Bureau partnered with the California Office of Data and Innovation (ODI) to enhance its approach to processing and utilizing the reported information in prioritizing inspections and investigations. Working closely with Bureau staff and leadership, as well as the Office of Information Services (OIS) within DCA, ODI built a data dashboard that transforms the raw data submitted by institutions into a more sophisticated tool for enforcement prioritization. The dashboard uses quantitative measures to highlight potential areas of concern that warrant further exploration by Bureau enforcement staff. This initiative included targeted upskilling of selected staff, equipping them to better support the Bureau's goal of consumer protection through data-driven, targeted enforcement activity.

Communications and Outreach

The Bureau conducts several types of workshops to aid institutions in understanding their licensing, compliance, and reporting obligations. While the workshops

BUREAU FOR PRIVATE POSTSECONDARY EDUCATION

transitioned to a virtual format during the pandemic, the Bureau worked to strengthen virtual workshop offerings to better support institutions. Improvements included more predictable and regular scheduling, ease in registration processes, improved platforms and interfaces, and more consistent look and feel across workshop types.

Legislative Implementation: Fee Study and Fiscal Recommendations

The Private Postsecondary Education Administrative Fund, from which the Bureau's operating expenses are paid, faces a substantial deficit that threatens the Bureau's ability to protect consumers. In fiscal year 2022-23, the Legislature allocated General Fund funding to the Bureau to stabilize the Private Postsecondary Education Administrative Fund for three years, allowing the Bureau time to explore additional options for revenue sufficiency. To implement this mandate, the Bureau in late 2023 engaged the Foundation for California Community Colleges (Foundation or CCC) to explore the dynamics of the private postsecondary education industry that contribute to fiscal challenges and propose solutions for bringing revenues and expenses in line. While CCC did not identify alternative funding approaches sufficient to avoid fee increases entirely, they offered several recommendations to generate additional revenue as well as policy areas in need of reconsideration for consumer protection. The Bureau endorsed several CCC recommendations in a memo to the Legislature in February 2024, including funding specified for consumer-focused operational costs from the Student Tuition Recovery Fund, increasing Bureau efficiency, and increasing application and annual fees paid by institutions to fill in the remaining fiscal gap.

NEW LEGISLATION

There was no enacted legislation solely related to the Bureau.

LICENSE REQUIREMENTS

LICENSE REQUIREMENTS	Y/N
CONTINUING EDUCATION/COMPETENCY	N
DEGREE/PROFESSIONAL SCHOOLING	N
EXAMINATION	N
FINGERPRINT REQUIREMENT	N
QUALIFYING EXPERIENCE (MAY INCLUDE EDUCATION)	N

FEES

LICENSE TYPE	ACTUAL FEE	STATUTORY LIMIT
APPROVAL TO OPERATE AN INSTITUTION NONACCREDITED	\$5,000.00	\$5,000.00
APPROVAL TO OPERATE AN ACCREDITED INSTITUTION	\$750.00	\$750.00
ADDITION OF A SEPARATE BRANCH	\$3,000.00	\$3,000.00
CHANGE OF BUSINESS ORGANIZATION/CONTROL/OWNERSHIP	\$500.00	\$500.00
CHANGE OF EDUCATIONAL OBJECTIVES	\$500.00	\$500.00
CHANGE OF LOCATION	\$500.00	\$500.00
CHANGE OF METHOD OF DELIVERY	\$500.00	\$500.00
CHANGE OF NAME	\$500.00	\$500.00
REGISTRATION OF OUT-OF-STATE INSTITUTION	\$1,500.00	\$1,500.00
RENEWAL FOR APPROVAL TO OPERATE AN INSTITUTION NONACCREDITED	\$3,500.00	\$3,500.00
RENEWAL FOR APPROVAL TO OPERATE AN INSTITUTION NONACCREDITED BRANCH	\$3,000.00	\$3,000.00
RENEWAL FOR APPROVAL TO OPERATE AN ACCREDITED INSTITUTION	\$500.00	\$500.00
SUBSTANTIVE CHANGE TO ACCREDITED INSTITUTION	\$250.00	\$250.00

SUMMARY OF LICENSING ACTIVITY

INITIAL LICENSES/REGISTRATIONS/CERTIFICATES/PERMITS*			
LICENSE TYPE	APPLICATIONS RECEIVED	ISSUED	RENEWED
INSTITUTIONS APPROVED TO OPERATE BY MEANS OF ACCREDITATION	42	41	79
INSTITUTIONS APPROVED TO OPERATE BY MEANS OF FULL APPROVAL (NONACCREDITED)	63	36	73
OUT-OF-STATE REGISTRATION	81	26	42
TOTAL	186	103	194

* The Bureau issues licenses and registrations to private postsecondary educational institutions. The educational institution can be licensed by means of accreditation, non-accreditation, or out-of-state registration.

BUREAU FOR PRIVATE POSTSECONDARY EDUCATION

LICENSING POPULATION BY TYPE					
LICENSE TYPE	ACTIVE LICENSES/ REGISTRATIONS/ CERTIFICATES/ PERMITS	DELINQUENT/ EXPIRED	RETIRED	INACTIVE	OTHER
INSTITUTIONS APPROVED TO OPERATE BY MEANS OF ACCREDITATION	425	0	N/A	N/A	N/A
INSTITUTIONS APPROVED TO OPERATE BY MEANS OF FULL APPROVAL (NONACCREDITED)	549	4	N/A	N/A	N/A
OUT-OF-STATE REGISTRATION	113	0	N/A	N/A	N/A
TOTAL	1,087	4	N/A	N/A	N/A

RENEWAL AND CONTINUING EDUCATION (CE)		
LICENSE TYPE	FREQUENCY OF RENEWAL	NUMBER OF CE HOURS REQUIRED EACH CYCLE
INSTITUTIONS APPROVED TO OPERATE BY MEANS OF ACCREDITATION	COTERMINOUS WITH ACCREDITATION	N/A
INSTITUTIONS APPROVED TO OPERATE BY MEANS OF FULL APPROVAL (NONACCREDITED)	EVERY 5 YEARS	N/A
OUT-OF-STATE	EVERY 5 YEARS	N/A

SUMMARY OF ENFORCEMENT ACTIVITY

COMPLAINTS—INTAKE	
903	RECEIVED
233	CLOSED WITHOUT REFERRAL FOR INVESTIGATION
708	REFERRED FOR INVESTIGATION
12	PENDING

INVESTIGATIONS	
708	OPENED
877	CLOSED
606	PENDING

ENFORCEMENT AGING—COMPLETED INTAKE AND INVESTIGATIONS	
212	UP TO 90 DAYS
94	91 TO 180 DAYS
161	181 DAYS TO 1 YEAR
379	1 TO 2 YEARS
30	2 TO 3 YEARS
1	OVER 3 YEARS
12	AVERAGE NUMBER OF DAYS FROM RECEIPT OF COMPLAINT TO ASSIGNMENT OF INVESTIGATOR
311	AVERAGE NUMBER OF DAYS FOR ALL INVESTIGATION OUTCOMES (FROM START OF INVESTIGATION TO REFERRAL FOR ACTION OR CASE CLOSURE WITHOUT REFERRAL FOR ACTION)
322	AVERAGE NUMBER OF DAYS FROM RECEIPT OF COMPLAINT TO REFERRAL FOR ACTION/PROSECUTION OR CASE CLOSURE WITHOUT REFERRAL FOR ACTION/PROSECUTION

INSPECTIONS	
323	CONDUCTED
38	CITATIONS ISSUED
1	DISCIPLINARY ACTION TAKEN

CITATIONS AND FINES	
0	ISSUED WITHOUT A FINE
278	ISSUED WITH A FINE
91	WITHDRAWN/DISMISSED/REDUCED
90	AVERAGE NUMBER OF DAYS TO ISSUE A CITATION (FROM COMPLAINT RECEIPT/INSPECTION CONDUCTED TO CITATION ISSUED)

TOTAL AMOUNT OF FINES	
\$1,573,460.00	ASSESSED
\$448,800.00	WITHDRAWN/DISMISSED/REDUCED
\$589,492.13	COLLECTED

CRIMINAL/CIVIL ACTIONS	
0	REFERRALS FOR CRIMINAL/CIVIL ACTION
0	CRIMINAL ACTIONS FILED
0	CIVIL ACTIONS FILED

BUREAU FOR PRIVATE POSTSECONDARY EDUCATION

OFFICE OF THE ATTORNEY GENERAL/INHOUSE/DISCIPLINARY ACTIONS	
33	CASES OPENED/INITIATED
19	CASES CLOSED
10	- CONSOLIDATED CASES CLOSED
14	CASES PENDING - AG PRE-FILING
13	CASES PENDING - AG POST-FILING

FORMAL ACTIONS FILED/WITHDRAWN/DISMISSED	
4	RESTRAINING/RESTRICTION/SUSPENSION ORDERS SOUGHT *
3	RESTRAINING/RESTRICTION/SUSPENSION ORDERS GRANTED*
5	ACCUSATIONS FILED
1	PETITIONS TO REVOKE PROBATION AND ACCUSATIONS AND PETITIONS TO REVOKE PROBATION FILED
1	ACCUSATIONS WITHDRAWN/DISMISSED
0	PETITIONS TO REVOKE PROBATION AND ACCUSATIONS AND PETITIONS TO REVOKE PROBATION WITHDRAWN/DISMISSED

* Includes PC23, Emergency Decisions and BPPE Automatic Program Suspensions per DCA directive.

ADMINISTRATIVE OUTCOMES/FINAL ORDERS	
3	REVOCATION
0	SURRENDER OF LICENSE
0	SUSPENSION ONLY
0	PROBATION WITH SUSPENSION
0	PROBATION ONLY
0	PUBLIC REPRIMAND/PUBLIC REPROVAL/PUBLIC LETTER OF REPRIMAND
0	OTHER DECISIONS
3	TOTAL
329	AVERAGE NUMBER OF DAYS FROM CLOSURE OF INVESTIGATION TO IMPOSING FORMAL DISCIPLINE
609	AVERAGE NUMBER OF DAYS TO IMPOSE DISCIPLINE FROM RECEIPT OF COMPLAINT

ENFORCEMENT AGING – COMPLETED ATTORNEY GENERAL AND INHOUSE CASES	
9	UP TO 1 YEAR
10	1 TO 2 YEARS
0	2 TO 3 YEARS
0	OVER 3 YEARS

PROBATION	
0	PROBATIONS COMPLETED
5	PROBATIONERS PENDING (CLOSE OF FY)
0	CEASE PRACTICE ORDERS ISSUED

SUBSEQUENT DISCIPLINE	
0	PROBATIONS REVOKED
0	PROBATIONER'S LICENSE SURRENDERED
0	ADDITIONAL PROBATION WITH SUSPENSION
1	ADDITIONAL PROBATION
0	OTHER CONDITIONS ADDED
0	OTHER PROBATION OUTCOME

PETITION FOR MODIFICATION OR TERMINATION OF PROBATION	
0	GRANTED
0	DENIED

PETITION FOR REINSTATEMENT OF REVOKED/SURRENDERED LICENSE/REGISTRATION/CERTIFICATE	
NA	GRANTED
NA	- LICENSE ISSUED WITH NO RESTRICTIONS
NA	- LICENSE ISSUED AND PLACED ON PROBATION
NA	- LICENSE ISSUED AND PLACED ON PROBATION WITH PRECEDENT CONDITION
NA	- OTHER DECISION
NA	DENIED

ADMINISTRATIVE/CRIMINAL COST RECOVERY	
\$56,348.56	ADMINISTRATIVE COST RECOVERY ORDERED
\$56,348.56	- ORDERED WITH REVOKED/SURRENDERED DECISION
\$0.00	- ORDERED WITH ALL OTHER DECISIONS
\$24,781.92	ADMINISTRATIVE COST RECOVERY COLLECTED
\$0.00	CRIMINAL COST RECOVERY ORDERED
\$0.00	CRIMINAL COST RECOVERY COLLECTED

BUREAU FOR PRIVATE POSTSECONDARY EDUCATION

RESTITUTION TO CONSUMERS/REFUNDS/SAVINGS	
\$0.00	RESTITUTION ORDERED
\$282,674.95	AMOUNT REFUNDED
\$0.00	REWORK AT NO CHARGE
\$0.00	ADJUSTMENTS/RETURNS/EXCHANGES
\$282,674.95	TOTAL SAVINGS ACHIEVED FOR CONSUMERS

SUBSTANCE ABUSING LICENSEES	
NA	PROBATIONERS SUBJECT TO DRUG TESTING
NA	DRUG TESTS ORDERED
NA	POSITIVE DRUG TESTS

APPLICANT ACTION*	
9	LICENSE APPLICATION DENIED (NO APPEAL)
7	STATEMENTS OF ISSUES FILED
0	LICENSE DENIED (STATEMENT OF ISSUES GRANTED)
1	LICENSE ISSUED WITH PROBATION OR PROBATIONARY LICENSE ISSUED
0	LICENSE GRANTED (STATEMENT OF ISSUES DENIED)
0	LICENSE ISSUED WITH A PUBLIC LETTER OF REPRIMAND
4	STATEMENT OF ISSUES WITHDRAWN

* Does not include Substantive Change Applications



OFFICE OF STUDENT ASSISTANCE AND RELIEF

(An office within the Bureau for Private Postsecondary Education)

Provides students with information on their rights when attending a private college, filing a school complaint, resources available including potential reimbursement from the Student Tuition Recovery Fund (STRF), and how to access state and federal relief programs.

www.osar.bppe.ca.gov

Office Leadership:

Vacant

Chief, Office of Student Assistance and Relief

OFFICE HIGHLIGHTS

ACCOMPLISHMENTS

Communications and Outreach

OSAR's outreach efforts included expanded partnerships with many outside parties. These efforts increased students' access to school transcripts, helped students find alternative institutions after closures, and helped students receive the financial relief to which they are entitled. In October 2023, OSAR worked closely with the San Francisco Art Institute's Alumni Association to facilitate the Bureau for Private and Post-Secondary Education (Bureau or BPPE) taking into the state's possession transcripts that were at risk of being lost. In February and March 2024, OSAR worked with the U.S. Department of Education, an accrediting agency, a local community college, and the Board of Vocational Nursing and Psychiatric Technicians (BVNPT) to assist students adversely impacted by the closure of the University of Antelope Valley. OSAR additionally coordinated at several times in the year with BVNPT on vocational nursing program closures to ensure students could finish their nursing degrees and receive financial relief as needed. Finally, OSAR participated in California Department of Veterans Affairs' (CalVet) civilian transition outreach events for servicemembers on military installations throughout the state, focused on making informed choices in utilizing military education benefits.

OFFICE OF STUDENT ASSISTANCE AND RELIEF

Important Meetings

OSAR continued to play a leading role in the postsecondary landscape in California, in part by convening and leading OSAR outreach partners' roundtables in November 2023 and May 2024. In addition to BPPE leadership, these meetings included the U.S. Department of Education, CalVet, Department of Financial Protection and Innovation (DFPI), California Community Colleges Chancellor's Office, and the California Student Aid Commission. The group discussed the status of federal legislation on loan discharges and its potential impact on California students; exchanged information and coordinated outreach for significant school closures such as Flair Beauty College, Hussian College, and the University of Antelope Valley; discussed issues related to the closure of schools that are exempt from the Bureau's approval; and shared information regarding free online resources that are designed to help prospective students make informed decisions. OSAR similarly convened two meetings with various members of the legal aid community in California. The focus of these meetings was to discuss issues impacting shared clients, to obtain feedback on BPPE/OSAR policies and proposed regulations, and to professionally network.

Technological Advances

OSAR significantly expanded its use of technological tools to better support private postsecondary education students. Team members were trained in the effective use of Microsoft Teams for student webinars and one-on-one appointments with students. OSAR's efforts to expand the use of mass text messaging to support webinars, such as announcing and reminding students of upcoming events and to collect RSVP responses, have proven effective at promoting student engagement. Additionally, OSAR began using Microsoft Forms as a survey tool to help with meeting planning, coordination, and logistics, such as to determine students' preference during the event planning stages and to determine demand for in-person workshops, virtual workshops, or one-on-one appointments.

NUMBER OF EVENTS AND STUDENTS SERVED

	TOTAL
CLOSED SCHOOL EVENTS*	
NUMBER OF EVENTS	5
STUDENTS REACHED	106
INFORMED CHOICE EVENTS**	
NUMBER OF EVENTS	20
STUDENTS REACHED	2,257
CLOSED SCHOOL OUTREACH CAMPAIGNS***	
NUMBER OF EVENTS	26
STUDENTS REACHED	1,403
INDIVIDUALIZED SERVICES****	3,232
TRANSCRIPTS PROVIDED	263
TOTAL STUDENTS REACHED	7,261

* Closed school events include in-person and virtual student workshops.

** Informed choice events include college fairs and event presentations to assist prospective students with researching colleges and/or educational programs.

*** Closed school outreach campaigns consist of outreach emails sent to students impacted by a school closure or program discontinuation.

**** Individualized services include (but are not limited to) assisting students with accessing state and federal loan relief programs, researching colleges, and complaint filing.

SUMMARY OF STUDENT TUITION RECOVERY FUND CLAIMS

	TOTAL
NUMBER OF CLAIMS RECEIVED	298
PENDING CLAIMS	
PENDING CLAIMS	1,092
PENDING CLAIMS AMOUNT	\$20,255,890
APPROVED CLAIMS	
CLAIMS APPROVED	408
CLAIMS APPROVED AMOUNT	\$7,049,774
STUDENT LOANS CANCELLED	\$19,268
STUDENT LOANS PAID OFF	\$39,667
CASH REIMBURSEMENTS TO STUDENTS	\$6,651,402
DENIED CLAIMS	
CLAIMS DENIED	112
CLAIMS DENIED AMOUNT	\$2,197,851
APPEALED CLAIMS	
CLAIMS ON APPEAL	3
CLAIMS ON APPEAL AMOUNT	\$59,512



BOARD FOR PROFESSIONAL ENGINEERS, LAND SURVEYORS, AND GEOLOGISTS

Licenses and regulates engineers, land surveyors, geologists, and geophysicists.

www.bpelsg.ca.gov

Staff: 43 civil servant positions, 1 exempt

Licenses, Registrations, Certificates, and Permits: 106,785

Board Membership: 8 public representatives, 7 licensees

Board Leadership:

Richard B. Moore	Tiffany Criswell
<i>Executive Officer</i>	<i>Assistant Executive Officer</i>
ric.moore@dca.ca.gov	tiffany.criswell@dca.ca.gov

Laws and Regulations:

Business and Professions Code section 6700, et seq.

Business and Professions Code section 7800, et seq.

Business and Professions Code section 8700, et seq.

California Code of Regulations, title 16, section 400, et seq., and 3000, et seq., respectively

Sunset Review:

Last review: 2024 | Next review: 2028

BOARD HIGHLIGHTS

RECIPROCITY

Pursuant to Business and Professions Code sections 6759 and 8748, an engineer or land surveyor licensed in another state or country may apply for licensure in California by comity. Comity applicants must submit a complete application including work descriptions, references that can verify the work experience, college transcripts (optional), and verification of successful examination in another state.

California accepts results of the National Council of Examiners for Engineering and Surveying (NCEES) exams for the practice act branches of civil, electrical, and mechanical engineering, the title act engineering branches, except for traffic, for which there is no national NCEES examination, and the NCEES Principles of Surveying examination for land surveying. Civil engineering applicants must also pass the California Seismic Principles and Engineering Surveying exams, which are both mandated by statute. Land surveying applicants must pass the California Professional Land Surveying examination, as required by statute. In addition, all comity applicants must take and pass the California Laws and Board Rules examination. If the home state has waived the Fundamentals of Engineering or Fundamentals of Surveying examination, the application is evaluated to see if the home state's waiver matches California's waiver requirements; if not, the applicant must pass the respective fundamentals examination or have 14–17 years of experience in addition to a degree in engineering or surveying, respectively.

Pursuant to Business and Professions Code section 7847, the Board may accept out-of-state or foreign registration

as qualification to license an applicant as a geologist or geophysicist so long as the applicant’s qualifications meet the requirements to become a professional geologist or geophysicist in California, including meeting the qualifying requirements for education, experience, and examinations.

ACCOMPLISHMENTS

Communications and Outreach

Board staff facilitated or participated in almost 50 outreach events, both in person and virtually, reaching more than 2,500 licensees and applicants.

The Board also assisted the National Council of Examiners for Engineering and Surveying (NCEES) by sharing recruitment notices to exam volunteers. The Board encouraged California licensees to participate in national occupational studies and development workshops in order to ensure that national examinations for engineers and surveyors meet California licensure requirements.

Updates to Licensing

The Atlantic Declaration, signed by President Joe Biden and British Prime Minister Rishi Sunak in June 2023, is a new economic partnership between the U.S. and U.K. that includes mutual recognition of professional qualifications in areas such as engineering. Following the declaration, the Board agreed to participate in a Mutual Recognition Agreement (MRA) established between NCEES and the Engineering Council of U.K. The MRA seeks to identify engineering education and professional competence standards for licensing purposes.

Beginning in January 2024, all national and state examinations required for licensure in California are now administered via Computer-Based Testing (CBT). The NCEES Structural Engineering examination had its last paper-and-pencil examination in October 2023. CBT allows examination candidates more flexibility, is faster and more efficient in providing examination scores, and has reduced testing costs to the Board.

Sunset Review

Five years after its last sunset review, the Board engaged with the Legislature on a review of the Board’s operational services to consumers, applicants, and licensees. Board leadership and staff participated in a joint hearing between the Senate and Assembly Business and Professions Committees on March 12, 2024. The Board’s sunset date has been extended to January 1, 2029, through AB 3253 (Berman, Chapter 588, Statutes of 2024).

Technological Advancements

The implementation of Connect, the Board’s online licensing and enforcement platform, has created an avenue for the Board to move forward in technological advancements. One of those achievements has been to shift towards a paperless environment. Applications are now processed entirely online, references complete their portions online, and applicants have the ability to submit transcripts electronically, thereby eliminating paper files. Further, the public can now submit complaints through Connect, with the ability to upload supporting documents, rather than submitting hard copies. A paperless environment contributes to efficient processes and provides significant savings in storage, printing, and copying costs.

NEW LEGISLATION

AB 1862 (Chen, Chapter 361, Statutes of 2024) extends the sunset date from January 1, 2026, to January 1, 2034, for the statutory authority granting engineers, land surveyors, and architects the ability to form limited liability partnerships or foreign limited liability partnerships.

AB 3253 (Berman, Chapter 588, Statutes of 2024) extends the sunset date of the Board from January 1, 2025, to January 1, 2029, and makes other statutory changes in response to issues that arose during the sunset review process. This bill also expands the requirement to restore or repair monuments and corner accessories, requires licensees to disclose liability insurance in written contracts, requires the Board to refund examination fees to applicants who do not qualify to take the exam, and expands prohibitions against impersonating a licensee.

LICENSE REQUIREMENTS

LICENSE REQUIREMENTS	Y/N
CONTINUING EDUCATION/COMPETENCY	N
DEGREE/PROFESSIONAL SCHOOLING	ENGINEER/LAND SURVEYOR: NO; GEOLOGIST/GEOPHYSICIST: YES
EXAMINATION	Y
FINGERPRINT REQUIREMENT	Y
QUALIFYING EXPERIENCE (MAY INCLUDE EDUCATION)	Y

FEES*

LICENSE TYPE	ACTUAL FEE	STATUTORY LIMIT
CERTIFIED ENGINEERING GEOLOGIST APPLICATION FEE	\$175.00	\$250.00
CERTIFIED ENGINEERING GEOLOGIST EXAMINATION FEE	\$175.00	**

BOARD FOR PROFESSIONAL ENGINEERS, LAND SURVEYORS, AND GEOLOGISTS

LICENSE TYPE (CONTINUED)	ACTUAL FEE	STATUTORY LIMIT
CERTIFIED ENGINEERING GEOLOGIST RENEWAL FEE	\$180.00	\$400.00
CERTIFIED HYDROGEOLOGIST APPLICATION FEE	\$175.00	\$250.00
CERTIFIED HYDROGEOLOGIST EXAMINATION FEE	\$175.00	**
CERTIFIED HYDROGEOLOGIST RENEWAL FEE	\$180.00	\$400.00
ENGINEER-IN-TRAINING APPLICATION FEE	\$75.00	\$100.00
ENGINEERING SURVEYING EXAMINATION FEE	\$175.00	**
GEOLOGIST-IN-TRAINING APPLICATION FEE	\$75.00	\$100.00
GEOLOGY CALIFORNIA SPECIFIC EXAMINATION FEE	\$175.00	**
GEOTECHNICAL EXAMINATION FEE	\$175.00	**
LAND SURVEYOR-IN-TRAINING APPLICATION FEE	\$75.00	\$100.00
NATIONAL ASSOCIATION OF STATE BOARDS OF GEOLOGY FUNDAMENTALS OF GEOLOGY	\$175.00	**
NATIONAL ASSOCIATION OF STATE BOARDS OF GEOLOGY PRACTICE OF GEOLOGY EXAMINATION FEE	\$175.00	**
PROFESSIONAL ENGINEER (ALL DISCIPLINES) APPLICATION FEE	\$175.00	\$400.00
PROFESSIONAL ENGINEER (ALL DISCIPLINES) RENEWAL FEE	\$180.00	\$400.00
PROFESSIONAL GEOLOGIST APPLICATION FEE	\$175.00	\$250.00
PROFESSIONAL GEOLOGIST RENEWAL FEE	\$180.00	\$400.00
PROFESSIONAL GEOPHYSICIST APPLICATION FEE	\$175.00	\$250.00
PROFESSIONAL GEOPHYSICIST EXAMINATION FEE	\$175.00	**
PROFESSIONAL GEOPHYSICIST RENEWAL FEE	\$180.00	\$400.00
PROFESSIONAL LAND SURVEYOR APPLICATION FEE	\$175.00	\$400.00
PROFESSIONAL LAND SURVEYOR EXAMINATION FEE	\$175.00	**
PROFESSIONAL LAND SURVEYOR RENEWAL FEE	\$180.00	\$400.00
RETIRED LICENSE—ALL LICENSES	\$75.00	***
SEISMIC PRINCIPLES EXAMINATION FEE	\$175.00	**
TRAFFIC EXAMINATION FEE	\$175.00	**

* Additional fees may be required. Refer to the laws and regulations for details. Applicants are required to pay additional fees directly to Prometric and/or the National Council of Examiners for Engineering and Surveying for engineering and land surveying exams.

** No greater than actual cost of development and administration or cost to administer examination.

*** Not more than 50% of application fee in effect at time of license retirement.

SUMMARY OF LICENSING ACTIVITY

INITIAL LICENSES/REGISTRATIONS/CERTIFICATES/PERMITS			
LICENSE TYPE	APPLICATIONS RECEIVED	ISSUED	RENEWED
AGRICULTURAL ENGINEER	2	3	51
CHEMICAL ENGINEER	54	50	905

INITIAL LICENSES/REGISTRATIONS/CERTIFICATES/PERMITS (CONTINUED)			
LICENSE TYPE	APPLICATIONS RECEIVED	ISSUED	RENEWED
CIVIL ENGINEER	2,115	1,311	30,392
CONTROL SYSTEM ENGINEER	39	22	322
CORROSION ENGINEER	0	0	42
ELECTRICAL ENGINEER	606	387	5,295
ENGINEER-IN-TRAINING	2,917	2,841	0
ENGINEERING GEOLOGIST	28	13	679
FIRE PROTECTION ENGINEER	108	56	493
GEOLOGIST-IN-TRAINING	244	170	0
GEOTECHNICAL ENGINEER	118	32	681
HYDROGEOLOGIST	15	8	413
INDUSTRIAL ENGINEER	7	3	96
LAND SURVEYOR	142	99	1,953
LAND SURVEYOR-IN-TRAINING	170	167	0
MANUFACTURING ENGINEER	0	0	48
MECHANICAL ENGINEER	561	380	7,390
METALLURGICAL ENGINEER	9	10	96
NUCLEAR ENGINEER	0	0	89
PETROLEUM ENGINEER	8	4	134
PROFESSIONAL GEOLOGIST	171	111	2,484
PROFESSIONAL GEOPHYSICIST	7	4	74
QUALITY ENGINEER	0	0	54
SAFETY ENGINEER	0	0	62
STRUCTURAL ENGINEER	69	97	2,377
TRAFFIC ENGINEER	138	62	708
TOTAL	7,528	5,830	54,838

APPLICATIONS FOR INITIAL EXAMINATION/RE-EXAMINATION				
LICENSE TYPE	EXAM TYPE	INITIAL APPLICATIONS FOR EXAMINATION RECEIVED	APPLICATIONS FOR RE-EXAMINATION RECEIVED	EXAMINATION APPLICATIONS APPROVED
CIVIL ENGINEER-SEISMIC	CALIFORNIA CIVIL ENGINEERING SEISMIC PRINCIPLES EXAMINATION	1,859	1,487	3,531
CIVIL ENGINEER-ENGINEER SURVEYING	CALIFORNIA CIVIL ENGINEERING SURVEYING EXAMINATION	1,911	1,169	3,211

BOARD FOR PROFESSIONAL ENGINEERS, LAND SURVEYORS, AND GEOLOGISTS

APPLICATIONS FOR INITIAL EXAMINATION/RE-EXAMINATION (CONTINUED)				
LICENSE TYPE	EXAM TYPE	INITIAL APPLICATIONS FOR EXAMINATION RECEIVED	APPLICATIONS FOR RE-EXAMINATION RECEIVED	EXAMINATION APPLICATIONS APPROVED
ENGINEERING GEOLOGIST	CALIFORNIA GEOLOGIST EXAMINATION	25	21	47
GEOTECHNICAL ENGINEER	GEOTECHNICAL ENGINEER EXAMINATION (CALIFORNIA)	38	43	144
LAND SURVEYOR	CALIFORNIA LAND SURVEYING EXAMINATION	128	168	309
PROFESSIONAL GEOLOGIST	CERTIFIED ENGINEERING GEOLOGIST EXAMINATION (CALIFORNIA)	92	114	255
PROFESSIONAL GEOPHYSICIST	PROFESSIONAL GEOPHYSICIST EXAMINATION (CALIFORNIA)	7	0	7
HYDROGEOLOGIST	CERTIFIED HYDROGEOLOGIST EXAMINATION (CALIFORNIA)	14	13	24
TRAFFIC ENGINEER	TRAFFIC ENGINEER EXAMINATION (CALIFORNIA)	74	21	156
TOTAL		4,148	3,036	7,684

LICENSING POPULATION BY TYPE					
LICENSE TYPE	ACTIVE LICENSES/ REGISTRATIONS/ CERTIFICATES/ PERMITS	DELINQUENT/ EXPIRED	RETIRED	INACTIVE	OTHER
AGRICULTURAL ENGINEER	92	20	23	0	0
CHEMICAL ENGINEER	1,789	342	108	0	0
CIVIL ENGINEER	57,324	4,954	2,120	0	7
CONSULTING ENGINEER	0	5	1	0	0
CONTROL SYSTEM ENGINEER	691	227	106	0	0
CORROSION ENGINEER	86	56	21	0	0

LICENSING POPULATION BY TYPE (CONTINUED)					
LICENSE TYPE	ACTIVE LICENSES/ REGISTRATIONS/ CERTIFICATES/ PERMITS	DELINQUENT/ EXPIRED	RETIRED	INACTIVE	OTHER
ELECTRICAL ENGINEER	10,983	1,386	484	0	0
ENGINEERING GEOLOGIST	1,316	195	71	0	0
ENGINEER-IN-TRAINING	0	76,719	0	0	41
FIRE PROTECTION ENGINEER	1,016	103	36	0	0
GEOLOGIST-IN-TRAINING	0	975	0	0	0
GEOTECHNICAL ENGINEER	1,306	127	89	0	0
HYDROGEOLOGIST	862	93	32	0	0
INDUSTRIAL ENGINEER	201	63	41	0	0
LAND SURVEYOR	3,892	354	251	0	0
LAND SURVEYOR-IN-TRAINING	0	3,647	0	0	13
MANUFACTURING ENGINEER	131	81	45	0	0
MECHANICAL ENGINEER	15,120	2,481	852	0	1
METALLURGICAL ENGINEER	186	51	24	0	0
NUCLEAR ENGINEER	158	94	69	0	0
PETROLEUM ENGINEER	269	68	26	0	0
PROFESSIONAL GEOLOGIST	4,967	586	205	0	0
PROFESSIONAL GEOPHYSICIST	145	17	10	0	0
QUALITY ENGINEER	127	112	68	0	0
SAFETY ENGINEERS	132	92	54	0	0
STRUCTURAL ENGINEER	4,496	325	149	0	1
TRAFFIC ENGINEERS	1,496	153	95	0	0
TOTAL	106,785	93,326	4,980	0	63

BOARD FOR PROFESSIONAL ENGINEERS, LAND SURVEYORS, AND GEOLOGISTS

RENEWAL AND CONTINUING EDUCATION (CE)	
LICENSE TYPE	FREQUENCY OF RENEWAL
AGRICULTURAL ENGINEER*	EVERY 2 YEARS
CERTIFIED ENGINEERING GEOLOGIST*	EVERY 2 YEARS
CERTIFIED HYDROGEOLOGIST*	EVERY 2 YEARS
CHEMICAL ENGINEER*	EVERY 2 YEARS
CIVIL ENGINEER*	EVERY 2 YEARS
CONSULTING ENGINEER*	EVERY 2 YEARS
CONTROL SYSTEMS ENGINEER*	EVERY 2 YEARS
CORROSION ENGINEER*	EVERY 2 YEARS
ELECTRICAL ENGINEER*	EVERY 2 YEARS
ENGINEER-IN-TRAINING*	VALID UNTIL ENGINEER LICENSE ISSUED
FIRE PROTECTION ENGINEER*	EVERY 2 YEARS
GEOLOGIST*	EVERY 2 YEARS
GEOLOGIST-IN-TRAINING*	VALID UNTIL GEOLOGIST LICENSE ISSUED
GEOPHYSICIST*	EVERY 2 YEARS
GEOTECHNICAL ENGINEER*	EVERY 2 YEARS
INDUSTRIAL ENGINEER*	EVERY 2 YEARS
LAND SURVEYOR*	EVERY 2 YEARS
LAND SURVEYOR-IN-TRAINING*	VALID UNTIL LAND SURVEYOR LICENSE ISSUED
MANUFACTURING ENGINEER*	EVERY 2 YEARS
MECHANICAL ENGINEER*	EVERY 2 YEARS
METALLURGICAL ENGINEER*	EVERY 2 YEARS
NUCLEAR ENGINEER*	EVERY 2 YEARS
PETROLEUM ENGINEER*	EVERY 2 YEARS
PHOTOGRAMMETRIC SURVEYOR*	EVERY 2 YEARS
QUALITY ENGINEER*	EVERY 2 YEARS
SAFETY ENGINEER*	EVERY 2 YEARS
STRUCTURAL ENGINEER*	EVERY 2 YEARS
TRAFFIC ENGINEER*	EVERY 2 YEARS

* There are no continuing education requirements for this license type.

EXAMINATION RESULTS				
LICENSE TYPE	EXAM DESCRIPTION	% PASS	% FAIL	TOTAL NUMBER CANDIDATES
AGRICULTURAL ENGINEER	PRINCIPLES AND PRACTICE OF ENGINEERING— AGRICULTURAL AND BIOLOGICAL EXAMINATION (NATIONAL)	67	33	3
CHEMICAL ENGINEER	PRINCIPLES AND PRACTICE OF ENGINEERING— CHEMICAL EXAMINATION (NATIONAL)	40	60	80

EXAMINATION RESULTS (CONTINUED)				
LICENSE TYPE	EXAM DESCRIPTION	% PASS	% FAIL	TOTAL NUMBER CANDIDATES
CIVIL ENGINEER	CALIFORNIA CIVIL ENGINEERING SEISMIC PRINCIPLES EXAMINATION	47	53	2,807
CIVIL ENGINEER	CALIFORNIA CIVIL ENGINEERING SURVEYING EXAMINATION	61	39	2,746
CIVIL ENGINEER	FUNDAMENTALS OF ENGINEERING EXAMINATION (NATIONAL)	48	52	6,969
CIVIL ENGINEER	PRINCIPLES AND PRACTICE OF ENGINEERING— CIVIL EXAMINATION (NATIONAL)	50	50	3,358
CONTROL SYSTEM ENGINEER	PRINCIPLES AND PRACTICE OF ENGINEERING— CONTROL SYSTEMS EXAMINATION (NATIONAL)	49	51	53
ELECTRICAL ENGINEER	PRINCIPLES AND PRACTICE OF ENGINEERING— ELECTRICAL EXAMINATION (NATIONAL)	47	53	632
ENGINEERING GEOLOGIST	CALIFORNIA GEOLOGIST EXAMINATION	44	56	259
FIRE PROTECTION ENGINEER	PRINCIPLES AND PRACTICE OF ENGINEERING— FIRE PROTECTION EXAMINATION (NATIONAL)	85	15	112
GEOTECHNICAL ENGINEER	GEOTECHNICAL ENGINEER EXAMINATION (CALIFORNIA)	31	69	106
HYDROGEOLOGIST	CERTIFIED HYDROGEOLOGIST EXAMINATION (CALIFORNIA)	47	53	17
INDUSTRIAL ENGINEER	PRINCIPLES AND PRACTICE OF ENGINEERING— INDUSTRIAL AND SYSTEMS EXAMINATION (NATIONAL)	64	36	11
LAND SURVEYOR	CALIFORNIA LAND SURVEYING EXAMINATION	38	62	268
LAND SURVEYOR	FUNDAMENTALS OF SURVEYING EXAMINATION (NATIONAL)	44	56	416
LAND SURVEYOR	PRINCIPLES AND PRACTICE OF ENGINEERING— LAND SURVEYING EXAMINATION (NATIONAL)	45	55	258
MECHANICAL ENGINEER	PRINCIPLES AND PRACTICE OF ENGINEERING— MECHANICAL EXAMINATION (NATIONAL)	62	38	516
METALLURGICAL ENGINEER	PRINCIPLES AND PRACTICE OF ENGINEERING— METALLURGICAL AND MATERIALS EXAMINATION (NATIONAL)	57	43	14
NUCLEAR ENGINEER	PRINCIPLES AND PRACTICE OF ENGINEERING— NUCLEAR EXAMINATION (NATIONAL)	0	0	0
PETROLEUM ENGINEER	PRINCIPLES AND PRACTICE OF ENGINEERING— PETROLEUM EXAMINATION (NATIONAL)	58	42	12

BOARD FOR PROFESSIONAL ENGINEERS, LAND SURVEYORS, AND GEOLOGISTS

EXAMINATION RESULTS (CONTINUED)				
LICENSE TYPE	EXAM DESCRIPTION	% PASS	% FAIL	TOTAL NUMBER CANDIDATES
PROFESSIONAL GEOLOGIST	CERTIFIED ENGINEERING GEOLOGIST EXAMINATION (CALIFORNIA)	33	67	39
PROFESSIONAL GEOLOGIST	FUNDAMENTALS OF GEOLOGY EXAMINATION (NATIONAL)	65	35	313
PROFESSIONAL GEOLOGIST	PRACTICE OF GEOLOGY EXAMINATION (NATIONAL)	78	22	129
PROFESSIONAL GEOPHYSICIST	PROFESSIONAL GEOPHYSICIST EXAMINATION (CALIFORNIA)	100	0	4
STRUCTURAL ENGINEER	PRINCIPLES AND PRACTICE OF STRUCTURAL ENGINEERING—LATERAL FORCES EXAMINATION COMPONENT (NATIONAL)	82	128	210
STRUCTURAL ENGINEER	PRINCIPLES AND PRACTICE OF STRUCTURAL ENGINEERING—VERTICAL FORCES EXAMINATION COMPONENT (NATIONAL)	94	172	266
TRAFFIC ENGINEER	TRAFFIC ENGINEER EXAMINATION (CALIFORNIA)	62	38	100

SUMMARY OF ENFORCEMENT ACTIVITY

COMPLAINTS—INTAKE	
491	RECEIVED
144	CLOSED WITHOUT REFERRAL FOR INVESTIGATION
337	REFERRED FOR INVESTIGATION
10	PENDING

INVESTIGATIONS	
351	OPENED
357	CLOSED
339	PENDING

ENFORCEMENT AGING—COMPLETED INTAKE AND INVESTIGATIONS	
32	UP TO 90 DAYS
52	91 TO 180 DAYS
148	181 DAYS TO 1 YEAR
106	1 TO 2 YEARS
18	2 TO 3 YEARS
1	OVER 3 YEARS
7	AVERAGE NUMBER OF DAYS FROM RECEIPT OF COMPLAINT TO ASSIGNMENT OF INVESTIGATOR

ENFORCEMENT AGING—COMPLETED INTAKE AND INVESTIGATIONS (CONTINUED)	
332	AVERAGE NUMBER OF DAYS FOR ALL INVESTIGATION OUTCOMES (FROM START OF INVESTIGATION TO REFERRAL FOR ACTION OR CASE CLOSURE WITHOUT REFERRAL FOR ACTION)
339	AVERAGE NUMBER OF DAYS FROM RECEIPT OF COMPLAINT TO REFERRAL FOR ACTION/PROSECUTION OR CASE CLOSURE WITHOUT REFERRAL FOR ACTION/PROSECUTION

INSPECTIONS	
N/A	CONDUCTED
N/A	CITATIONS ISSUED
N/A	DISCIPLINARY ACTION TAKEN

CITATIONS AND FINES	
0	ISSUED WITHOUT A FINE
82	ISSUED WITH A FINE
24	WITHDRAWN/DISMISSED/REDUCED
413	AVERAGE NUMBER OF DAYS TO ISSUE A CITATION (FROM COMPLAINT RECEIPT/INSPECTION CONDUCTED TO CITATION ISSUED)
0	ADMINISTRATIVE FINES

TOTAL AMOUNT OF FINES	
\$145,250.00	ASSESSED
\$37,750.00	WITHDRAWN/DISMISSED/REDUCED
\$117,612.31	COLLECTED

CRIMINAL/CIVIL ACTIONS	
14	REFERRALS FOR CRIMINAL/CIVIL ACTION
6	CRIMINAL ACTIONS FILED
0	CIVIL ACTIONS FILED

OFFICE OF THE ATTORNEY GENERAL/INHOUSE/DISCIPLINARY ACTIONS	
26	CASES OPENED/INITIATED
31	CASES CLOSED
0	- CONSOLIDATED CASES CLOSED
13	CASES PENDING - AG PRE-FILING
22	CASES PENDING - AG POST-FILING

ENFORCEMENT AGING – COMPLETED ATTORNEY GENERAL AND INHOUSE CASES	
11	UP TO 1 YEAR
18	1 TO 2 YEARS
2	2 TO 3 YEARS
0	OVER 3 YEARS

BOARD FOR PROFESSIONAL ENGINEERS, LAND SURVEYORS, AND GEOLOGISTS

FORMAL ACTIONS FILED/WITHDRAWN/DISMISSED

0	RESTRAINING/RESTRICTION/SUSPENSION ORDERS SOUGHT
0	RESTRAINING/RESTRICTION/SUSPENSION ORDERS GRANTED
18	ACCUSATIONS FILED
2	PETITIONS TO REVOKE PROBATION AND ACCUSATIONS AND PETITIONS TO REVOKE PROBATION FILED
0	ACCUSATIONS WITHDRAWN/DISMISSED
0	PETITIONS TO REVOKE PROBATION AND ACCUSATIONS AND PETITIONS TO REVOKE PROBATION WITHDRAWN/DISMISSED

ADMINISTRATIVE OUTCOMES/FINAL ORDERS

8	REVOCATION
4	SURRENDER OF LICENSE
0	SUSPENSION ONLY
0	PROBATION WITH SUSPENSION
15	PROBATION ONLY
4	PUBLIC REPRIMAND/PUBLIC REPROVAL/PUBLIC LETTER OF REPRIMAND
0	OTHER DECISIONS
31	TOTAL
520	AVERAGE NUMBER OF DAYS FROM CLOSURE OF INVESTIGATION TO IMPOSING FORMAL DISCIPLINE
785	AVERAGE NUMBER OF DAYS TO IMPOSE DISCIPLINE FROM RECEIPT OF COMPLAINT

PROBATION

10	PROBATIONS COMPLETED
20	PROBATIONERS PENDING (CLOSE OF FY)
0	CEASE PRACTICE ORDERS ISSUED

SUBSEQUENT DISCIPLINE

2	PROBATIONS REVOKED
0	PROBATIONER'S LICENSE SURRENDERED
0	ADDITIONAL PROBATION WITH SUSPENSION
3	ADDITIONAL PROBATION
0	OTHER CONDITIONS ADDED
0	OTHER PROBATION OUTCOME

PETITION FOR MODIFICATION OR TERMINATION OF PROBATION

1	GRANTED
0	DENIED

PETITION FOR REINSTATEMENT OF REVOKED/SURRENDERED LICENSE/REGISTRATION/CERTIFICATE

1	GRANTED
0	- LICENSE ISSUED WITH NO RESTRICTIONS
1	- LICENSE ISSUED AND PLACED ON PROBATION
0	- LICENSE ISSUED AND PLACED ON PROBATION WITH PRECEDENT CONDITION
0	- OTHER DECISION
0	DENIED

ADMINISTRATIVE/CRIMINAL COST RECOVERY

\$128,468.14	ADMINISTRATIVE COST RECOVERY ORDERED
\$23,875.51	- ORDERED WITH REVOKED/SURRENDERED DECISION
\$104,592.63	- ORDERED WITH ALL OTHER DECISIONS
\$49,579.00	ADMINISTRATIVE COST RECOVERY COLLECTED
\$0.00	CRIMINAL COST RECOVERY ORDERED
\$0.00	CRIMINAL COST RECOVERY COLLECTED

RESTITUTION TO CONSUMERS/REFUNDS/SAVINGS

\$0.00	RESTITUTION ORDERED
\$0.00	AMOUNT REFUNDED
\$0.00	REWORK AT NO CHARGE
\$0.00	ADJUSTMENTS/RETURNS/EXCHANGES
\$0.00	TOTAL SAVINGS ACHIEVED FOR CONSUMERS

SUBSTANCE ABUSING LICENSEES

N/A	PROBATIONERS SUBJECT TO DRUG TESTING
N/A	DRUG TESTS ORDERED
N/A	POSITIVE DRUG TESTS

APPLICANT ACTION

2	LICENSE APPLICATION DENIED (NO APPEAL)
1	STATEMENTS OF ISSUES FILED
1	LICENSE DENIED (STATEMENT OF ISSUES GRANTED)
0	LICENSE ISSUED WITH PROBATION OR PROBATIONARY LICENSE ISSUED
0	LICENSE GRANTED (STATEMENT OF ISSUES DENIED)
0	LICENSE ISSUED WITH A PUBLIC LETTER OF REPRIMAND
0	STATEMENT OF ISSUES WITHDRAWN



DEPARTMENT OF CONSUMER AFFAIRS



PROFESSIONAL FIDUCIARIES BUREAU

PROFESSIONAL FIDUCIARIES BUREAU

Licenses and regulates professional fiduciaries.

www.fiduciary.ca.gov

Staff: 3.5 civil servant positions, 1 exempt

Licenses, Registrations, Certificates, and Permits: 837

Advisory Committee Membership:

4 public representatives, 3 licensees

Bureau Leadership:

Vacant

Chief

Laws and Regulations:

Business and Professions Code section 6500–6592

California Code of Regulations, title 16, section

4400–4622

Sunset Review:

Last review: 2023 | Next review: 2027

BUREAU HIGHLIGHTS

RECIPROCITY

The Bureau does not have reciprocity.

ACCOMPLISHMENTS

Website Improvements

The Bureau updated its education, applicant, and licensee webpages to clarify information and make content more user friendly. The Bureau incorporated input from its Advisory Committee into these updates.

Update to Enforcement

Bureau staff assisted law enforcement in an investigation that led to the arrest of a licensee who is charged with stealing \$2.5 million from vulnerable California consumers. The Bureau initiated disciplinary action with the Attorney General's Office, obtained a Penal Code section 23 order to suspend the license due to the pending criminal charges, and concluded its disciplinary proceeding that resulted in the revocation of the license. Bureau staff also attended the individual's bail hearing to request denial of bail to further protect vulnerable consumers.

The Bureau conducted a licensing continuing education audit that resulted in the issuance of three citations for non-compliance.

PROFESSIONAL FIDUCIARIES BUREAU

Communications and Outreach

The bureau chief spoke during the welcome ceremony of the Professional Fiduciaries Association of California (PFAC) Educational Conference in May 2024. The chief also attended workshops at the California Elder and Disability Justice Coordinating Council (EDJCC) in October 2023, and February, March, April, May, and June 2024. The Bureau's presence at these workshops was to advocate on behalf of vulnerable consumers who are served by the Bureau's licensees.

The Bureau disseminated two newsletters to inform stakeholders of Bureau activities and performed extensive outreach to licensees regarding new statutory and regulatory requirements through its website, email list, and social media.

NEW LEGISLATION

There was no enacted legislation solely related to the Bureau.

LICENSE REQUIREMENTS*

LICENSE REQUIREMENTS	Y/N
CONTINUING EDUCATION/COMPETENCY	Y
DEGREE/PROFESSIONAL SCHOOLING	Y
EXAMINATION	Y
FINGERPRINT REQUIREMENT	Y
QUALIFYING EXPERIENCE (MAY INCLUDE EDUCATION)	Y

* Refer to the laws and regulations for details.

FEES*

LICENSE TYPE	ACTUAL FEE	STATUTORY LIMIT
APPLICATION	\$600.00	N/A
INACTIVE APPLICATION	\$350.00	N/A
INACTIVE RENEWAL	\$350.00	N/A
INITIAL LICENSE	\$1,300.00 + PRORATION	N/A
RENEWAL	\$1,300.00	N/A
RETIRED APPLICATION	\$350.00	N/A

* Additional Fees collected by other entities: Fingerprint Processing at livescan location \$49

Exam registration fee collected by Center for Guardianship Certification (CGC) \$400

Exam registration fee for re-takes collected by CGC \$285

Exam sitting fee collected by PSI \$33.55

Exam sitting fee for re-takes collected by PSI \$33.55

SUMMARY OF LICENSING ACTIVITY

INITIAL LICENSES/REGISTRATIONS/CERTIFICATES/PERMITS			
LICENSE TYPE	APPLICATIONS RECEIVED	ISSUED	RENEWED
PROFESSIONAL FIDUCIARY	69	63	751
TOTAL	69	63	751

APPLICATIONS FOR INITIAL EXAMINATION/RE-EXAMINATION				
LICENSE TYPE	EXAM TYPE	INITIAL APPLICATIONS FOR EXAMINATION RECEIVED	APPLICATIONS FOR RE-EXAMINATION RECEIVED	EXAMINATION APPLICATIONS APPROVED
PROFESSIONAL FIDUCIARY	CA PROFESSIONAL FIDUCIARIES EXAMINATION	117	0	100
TOTAL		117	0	100

LICENSING POPULATION BY TYPE					
LICENSE TYPE	ACTIVE LICENSES/ REGISTRATIONS/ CERTIFICATES/ PERMITS	DELINQUENT/ EXPIRED	RETIRED	INACTIVE	OTHER
PROFESSIONAL FIDUCIARY	837	131	17	7	0
TOTAL	837	131	17	7	0

RENEWAL AND CONTINUING EDUCATION (CE)		
LICENSE TYPE	FREQUENCY OF RENEWAL	NUMBER OF CE HOURS REQUIRED EACH CYCLE
PROFESSIONAL FIDUCIARY	EVERY YEAR	15 (INCLUDING 2 HOURS OF ETHICS, CULTURAL COMPETENCY, OR ETHICS AND CULTURAL COMPETENCY COMBINED)

EXAMINATION RESULTS				
LICENSE TYPE	EXAM DESCRIPTION	% PASS	% FAIL	TOTAL NUMBER CANDIDATES
PROFESSIONAL FIDUCIARY	PROFESSIONAL FIDUCIARY EXAMINATION	57%	43%	87

PROFESSIONAL FIDUCIARIES BUREAU

SUMMARY OF ENFORCEMENT ACTIVITY

COMPLAINTS—INTAKE	
195	RECEIVED
0	CLOSED WITHOUT REFERRAL FOR INVESTIGATION
195	REFERRED FOR INVESTIGATION
0	PENDING

INVESTIGATIONS	
195	OPENED
174	CLOSED
97	PENDING

ENFORCEMENT AGING—COMPLETED INTAKE AND INVESTIGATIONS	
101	UP TO 90 DAYS
14	91 TO 180 DAYS
39	181 DAYS TO 1 YEAR
16	1 TO 2 YEARS
1	2 TO 3 YEARS
3	OVER 3 YEARS
1	AVERAGE NUMBER OF DAYS FROM RECEIPT OF COMPLAINT TO ASSIGNMENT OF INVESTIGATOR
150	AVERAGE NUMBER OF DAYS FOR ALL INVESTIGATION OUTCOMES (FROM START OF INVESTIGATION TO REFERRAL FOR ACTION OR CASE CLOSURE WITHOUT REFERRAL FOR ACTION)
150	AVERAGE NUMBER OF DAYS FROM RECEIPT OF COMPLAINT TO REFERRAL FOR ACTION/PROSECUTION OR CASE CLOSURE WITHOUT REFERRAL FOR ACTION/PROSECUTION

INSPECTIONS	
N/A	CONDUCTED
N/A	CITATIONS ISSUED
N/A	DISCIPLINARY ACTION TAKEN

CITATIONS AND FINES	
0	ISSUED WITHOUT A FINE
35	ISSUED WITH A FINE
15	WITHDRAWN/DISMISSED/REDUCED
34	AVERAGE NUMBER OF DAYS TO ISSUE A CITATION (FROM COMPLAINT RECEIPT/INSPECTION CONDUCTED TO CITATION ISSUED)

TOTAL AMOUNT OF FINES	
\$100,000	ASSESSED
\$51,000	WITHDRAWN/DISMISSED/REDUCED
\$19,250	COLLECTED

CRIMINAL/CIVIL ACTIONS	
0	REFERRALS FOR CRIMINAL/CIVIL ACTION
0	CRIMINAL ACTIONS FILED
0	CIVIL ACTIONS FILED

OFFICE OF THE ATTORNEY GENERAL/INHOUSE/DISCIPLINARY ACTIONS	
1	CASES OPENED/INITIATED
6	CASES CLOSED
2	- CONSOLIDATED CASES CLOSED
0	CASES PENDING - AG PRE-FILING
1	CASES PENDING - AG POST-FILING

ENFORCEMENT AGING – COMPLETED ATTORNEY GENERAL AND INHOUSE CASES	
3	UP TO 1 YEAR
2	1 TO 2 YEARS
0	2 TO 3 YEARS
1	OVER 3 YEARS

FORMAL ACTIONS FILED/WITHDRAWN/DISMISSED	
0	RESTRAINING/RESTRICTION/SUSPENSION ORDERS SOUGHT
0	RESTRAINING/RESTRICTION/SUSPENSION ORDERS GRANTED
2	ACCUSATIONS FILED
0	PETITIONS TO REVOKE PROBATION AND ACCUSATIONS AND PETITIONS TO REVOKE PROBATION FILED
0	ACCUSATIONS WITHDRAWN/DISMISSED

PROFESSIONAL FIDUCIARIES BUREAU

ADMINISTRATIVE OUTCOMES/FINAL ORDERS	
2	REVOCATION
1	SURRENDER OF LICENSE
0	PROBATION WITH SUSPENSION
0	SUSPENSION ONLY
1	PROBATION ONLY
0	PUBLIC REPRIMAND/PUBLIC REPROVAL/PUBLIC LETTER OF REPRIMAND
0	OTHER DECISIONS
4	TOTAL
162	AVERAGE NUMBER OF DAYS FROM CLOSURE OF INVESTIGATION TO IMPOSING FORMAL DISCIPLINE
455	AVERAGE NUMBER OF DAYS TO IMPOSE DISCIPLINE FROM RECEIPT OF COMPLAINT

PROBATION	
1	PROBATIONS COMPLETED
1	PROBATIONERS PENDING (CLOSE OF FY) (BOTH FACILITIES AND INDIVIDUALS)
0	CEASE PRACTICE ORDERS ISSUED

SUBSEQUENT DISCIPLINE	
1	PROBATIONS REVOKED
0	PROBATIONERS LICENSE SURRENDERED
0	ADDITIONAL PROBATION WITH SUSPENSION
0	ADDITIONAL PROBATION ONLY
0	OTHER CONDITIONS ADDED ONLY
0	OTHER PROBATION OUTCOME

PETITION FOR MODIFICATION OR TERMINATION OF PROBATION	
0	GRANTED
0	DENIED


PETITION FOR REINSTATEMENT OF REVOKED/SURRENDERED LICENSE/REGISTRATION/CERTIFICATE	
0	GRANTED
0	- LICENSE ISSUED WITH NO RESTRICTIONS
0	- LICENSE ISSUED AND PLACED ON PROBATION
0	- LICENSE ISSUED AND PLACED ON PROBATION WITH PRECEDENT CONDITION
0	- OTHER DECISION
0	DENIED

ADMINISTRATIVE/CRIMINAL COST RECOVERY	
\$0.00	ADMINISTRATIVE COST RECOVERY ORDERED
\$0.00	- ORDERED WITH REVOKED/SURRENDERED DECISION
\$0.00	- ORDERED WITH ALL OTHER DECISIONS
0	ADMINISTRATIVE COST RECOVERY COLLECTED
0	CRIMINAL COST RECOVERY ORDERED
0	CRIMINAL COST RECOVERY COLLECTED

RESTITUTION TO CONSUMERS/REFUNDS/SAVINGS	
N/A	RESTITUTION ORDERED
N/A	AMOUNT REFUNDED
N/A	REWORK AT NO CHARGE
N/A	ADJUSTMENTS/RETURNS/EXCHANGES
N/A	TOTAL SAVINGS ACHIEVED FOR CONSUMERS

SUBSTANCE ABUSING LICENSEES	
N/A	PROBATIONERS SUBJECT TO DRUG TESTING
N/A	DRUG TESTS ORDERED
N/A	POSITIVE DRUG TESTS

APPLICANT ACTION	
1	LICENSE APPLICATION DENIED (PRE-HEARING)
0	STATEMENTS OF ISSUES FILED
0	LICENSED DENIED (STATEMENT OF ISSUES GRANTED)
0	LICENSE ISSUED WITH PROBATION OR PROBATIONARY LICENSE ISSUED
0	LICENSE GRANTED (STATEMENT OF ISSUES DENIED)
0	LICENSE ISSUED WITH A PUBLIC LETTER OF REPRIMAND
0	STATEMENTS OF ISSUES WITHDRAWN



BOARD OF PSYCHOLOGY

Licenses and regulates psychologists
and psychological associates.

www.psychology.ca.gov

Staff: 28.3 civil servant positions, 1 exempt

**Licenses, Registrations, Certificates,
and Permits:** 22,409

Board Membership: 4 public representatives,
5 licensees

Board Leadership:

Jonathan Burke

Executive Officer

jonathan.burke@dca.ca.gov

Laws and Regulations:

Business and Professions Code section 2900–2999

California Code of Regulations, title 16, section
1380–1397.71

Sunset Review:

Last review: 2021 | Next review: 2025

BOARD HIGHLIGHTS

RECIPROCITY

Pursuant to Business and Professions Code section 2946, a psychologist certified or licensed in another state or province who has applied to the Board for a license in California may perform activities and services of a psychological nature without a valid license for a period not to exceed 180 calendar days from the time of submitting his or her application or from the commencement of residency in California, whichever occurs first. Business and Professions Code section 2912 states that nothing in this chapter shall be construed to restrict or prevent a person who is licensed as a psychologist at the doctoral level in another state or territory of the United States or in Canada from offering psychological services in this state for a period not to exceed 30 days in a calendar year.

ACCOMPLISHMENTS

Strategic Plan

The Board adopted its 2024–2028 Strategic Plan at its February 2024 meeting. This new plan focuses on protecting the consumer through improvements to the Board’s continuing professional development (CPD) and enforcement regulations, minimizing barriers to licensure, ensuring the Board’s long-term financial stability, and increasing efficiency in the Board’s licensing processes.

The plan also supports the Board’s ongoing efforts to collaborate with consumers, licensees, other agencies, and stakeholders; and maintain an effective organization through the professional development of staff, efficient utilization of resources, and exemplary public service.

Communications and Outreach

The Board participated in three outreach events throughout California to inform and educate consumers and licensees.

In September 2023, Board staff attended the California Psychological Association (CPA) Convention in San Diego. Topics addressed included CPD audits and the licensure process.

In October 2023, licensing staff attended the Los Angeles County Psychological Association (LACPA) Convention at University of California, Los Angeles.

In February 2024, a Board member attended the Association of State and Provincial Psychology Board's (ASPPB) Board of Directors Meeting in Los Angeles.

In January 2024, Board staff held a three-hour CPD webinar attended by over 900 licensees and in March 2024, staff conducted a free webinar with over 500 licensees in attendance. As a result of recent sweeping changes to CPD requirements, Board meeting attendance has increased greatly. Due to webinars and increased outreach to licensees, the number of licensees applying to the expert review program has increased by 78%.

New Licensing Category

Effective January 1, 2024, the Board began regulating a new registration for psychological testing technicians, which administer and score objective psychological or neuropsychological tests and observe and describe the clients' test behavior and responses while under the immediate supervision of a psychologist licensed by the Board. The Board worked with DCA's Office of Information Services (OIS) to develop and configure new functionality to enable BreZE as a platform for applicants to submit an application and registrants to renew their registrations online.

New Regulatory Package

Effective July 1, 2023, the Board promulgated regulations to clarify the responsibilities and requirements relating to the maintenance of the psychological associate registrations. The regulations also removed the necessity of annual reports to streamline the renewal process.

Diversity, Equity, and Inclusion

Board executive management participated in three diversity, equity, and inclusion (DEI) trainings facilitated by DCA's SOLID Training and Planning Solutions to help create a culture of awareness of implicit bias and how it may impact the decision-making process.

NEW LEGISLATION

SB 1526 (Business, Professions and Economic Development Committee, Chapter 497, Statutes Of 2024), among other things, updates the definition of "professional person" by replacing the incorrect term "psychological assistant" with "psychological associate."

LICENSE REQUIREMENTS*

LICENSE REQUIREMENTS	Y/N
CONTINUING EDUCATION/COMPETENCY	Y**
DEGREE/PROFESSIONAL SCHOOLING	Y
EXAMINATION	Y**
FINGERPRINT REQUIREMENT	Y
QUALIFYING EXPERIENCE (MAY INCLUDE EDUCATION)	Y*

* No minimum experience requirement for psychological associate.

**Examinations and continuing education are only required for psychologists.

FEES*

LICENSE TYPE	ACTUAL FEE	STATUTORY LIMIT
PSYCHOLOGICAL ASSOCIATE		
PSYCHOLOGICAL ASSOCIATE/APPLICATION FEE	\$424.00	\$424.00
PSYCHOLOGICAL ASSOCIATE/RENEWAL FEE	\$224.00	\$400.00
PSYCHOLOGIST		
PSYCHOLOGICAL TESTING TECHNICIAN/INITIAL APPLICATION FEE	\$75.00	\$75.00
PSYCHOLOGICAL TESTING TECHNICIAN/RENEWAL FEE	\$75.00	\$75.00
PSYCHOLOGIST/APPLICATION FEE	\$236.00	\$236.00
PSYCHOLOGIST/INITIAL LICENSE FEE	\$231.00	\$231.00
PSYCHOLOGIST (ACTIVE)/RENEWAL FEE	\$795.00	\$1,100.00
PSYCHOLOGIST (ACTIVE)/ADDITIONAL FEES PAID AT RENEWAL**	\$30.00	\$30.00
PSYCHOLOGIST (INACTIVE)/RENEWAL FEE	\$221.00	\$400.00
PSYCHOLOGIST (INACTIVE)/ADDITIONAL FEES PAID AT RENEWAL***	\$20.00	\$20.00
CALIFORNIA PSYCHOLOGY LAWS AND ETHICS EXAMINATION (CPLEE)	\$127.00	COST TO BOARD

* Additional fees may be required. Refer to the laws and regulations for details.

** Included in the renewal fee (every two years) for an active psychologist is an additional \$30.00 in fees, which includes \$20.00 pursuant to Business and Professions Code section 2987.2 and \$10.00 pursuant to California Code of Regulations, Division 13.1, title 16, section 1397.69.

*** Included in the renewal fee (every two years) for an inactive psychologist is an additional \$20.00 fee pursuant to Business and Professions Code section 2987.2.

BOARD OF PSYCHOLOGY

SUMMARY OF LICENSING ACTIVITY

INITIAL LICENSES/REGISTRATIONS/CERTIFICATES/PERMITS			
LICENSE TYPE	APPLICATIONS RECEIVED	ISSUED	RENEWED
PSYCHOLOGICAL ASSOCIATE REGISTRATION	767	644	1,409
PSYCHOLOGICAL TESTING TECHNICIAN REGISTRATION	61	38	0
PSYCHOLOGIST LICENSE	1,395	817	10,883
TOTAL	2,223	1,499	12,292

APPLICATIONS FOR INITIAL EXAMINATION/RE-EXAMINATION				
LICENSE TYPE	EXAM TYPE	INITIAL APPLICATIONS FOR EXAMINATION RECEIVED	APPLICATIONS FOR RE-EXAMINATION RECEIVED	EXAMINATION APPLICATIONS APPROVED
PSYCHOLOGIST	CALIFORNIA PSYCHOLOGY LAWS AND ETHICS EXAMINATION	893	235	1,082
PSYCHOLOGIST	EXAMINATION FOR PROFESSIONAL PRACTICE IN PSYCHOLOGY	1,135	0	1,036
TOTAL		2,028	235	2,118

LICENSING POPULATION BY TYPE					
LICENSE TYPE	ACTIVE LICENSES/ REGISTRATIONS/ CERTIFICATES/ PERMITS	DELINQUENT/ EXPIRED	RETIRED	INACTIVE	OTHER
PSYCHOLOGICAL ASSOCIATE	1,786	67	0	0	0
PSYCHOLOGICAL TESTING TECHNICIAN	38	0	0	0	0
PSYCHOLOGIST	20,585	1,558	479	2,151	0
TOTAL	22,409	1,625	479	2,151	0

RENEWAL AND CONTINUING EDUCATION (CE)		
LICENSE TYPES	FREQUENCY OF RENEWAL	NUMBER OF CE HOURS REQUIRED EACH CYCLE
PSYCHOLOGICAL ASSOCIATE	EVERY YEAR	N/A
PSYCHOLOGICAL TESTING TECHNICIAN	EVERY YEAR OF RENEWAL	N/A
PSYCHOLOGIST	EVERY 2 YEARS	36

EXAMINATION RESULTS				
LICENSE TYPE	EXAM DESCRIPTION	% PASS	% FAIL	TOTAL NUMBER CANDIDATES
PSYCHOLOGIST	CALIFORNIA PSYCHOLOGY LAWS AND ETHICS EXAMINATION	79%	21%	811
PSYCHOLOGIST	EXAMINATION FOR PROFESSIONAL PRACTICE IN PSYCHOLOGY	58%	42%	779

SUMMARY OF ENFORCEMENT ACTIVITY

COMPLAINTS—INTAKE	
1,302	RECEIVED
356	CLOSED WITHOUT REFERRAL FOR INVESTIGATION
943	REFERRED FOR INVESTIGATION
148	PENDING

INVESTIGATIONS	
943	OPENED
755	CLOSED
721	PENDING

ENFORCEMENT AGING—COMPLETED INTAKE AND INVESTIGATIONS	
332	UP TO 90 DAYS
151	91 TO 180 DAYS
176	181 DAYS TO 1 YEAR
69	1 TO 2 YEARS
22	2 TO 3 YEARS
5	OVER 3 YEARS
7	AVERAGE NUMBER OF DAYS FROM RECEIPT OF COMPLAINT TO ASSIGNMENT OF INVESTIGATOR
175	AVERAGE NUMBER OF DAYS FOR ALL INVESTIGATION OUTCOMES (FROM START OF INVESTIGATION TO REFERRAL FOR ACTION OR CASE CLOSURE WITHOUT REFERRAL FOR ACTION)
180	AVERAGE NUMBER OF DAYS FROM RECEIPT OF COMPLAINT TO REFERRAL FOR ACTION/PROSECUTION OR CASE CLOSURE WITHOUT REFERRAL FOR ACTION/PROSECUTION

INSPECTIONS	
N/A	CONDUCTED
N/A	CITATIONS ISSUED
N/A	DISCIPLINARY ACTION TAKEN

BOARD OF PSYCHOLOGY

CITATIONS AND FINES

0	ISSUED WITHOUT A FINE
29	ISSUED WITH A FINE
1	WITHDRAWN/DISMISSED/REDUCED
375	AVERAGE NUMBER OF DAYS TO ISSUE A CITATION (FROM COMPLAINT RECEIPT/INSPECTION CONDUCTED TO CITATION ISSUED)
0	ADMINISTRATIVE FINES

TOTAL AMOUNT OF FINES

\$48,250.00	ASSESSED
\$500.00	WITHDRAWN/DISMISSED/REDUCED
\$29,249.00	COLLECTED

CRIMINAL/CIVIL ACTIONS

3	REFERRALS FOR CRIMINAL/CIVIL ACTION
0	CRIMINAL ACTIONS FILED
0	CIVIL ACTIONS FILED

OFFICE OF THE ATTORNEY GENERAL/INHOUSE/DISCIPLINARY ACTIONS

17	CASES OPENED/INITIATED
27	CASES CLOSED
0	- CONSOLIDATED CASES CLOSED
22	CASES PENDING - AG PRE-FILING
26	CASES PENDING - AG POST-FILING

ENFORCEMENT AGING – COMPLETED ATTORNEY GENERAL AND INHOUSE CASES

7	UP TO 1 YEAR
11	1 TO 2 YEARS
7	2 TO 3 YEARS
2	OVER 3 YEARS

FORMAL ACTIONS FILED/WITHDRAWN/DISMISSED

0	RESTRAINING/RESTRICTION/SUSPENSION ORDERS SOUGHT
0	RESTRAINING/RESTRICTION/SUSPENSION ORDERS GRANTED
12	ACCUSATIONS FILED
0	PETITIONS TO REVOKE PROBATION AND ACCUSATIONS AND PETITIONS TO REVOKE PROBATION FILED
2	ACCUSATIONS WITHDRAWN/DISMISSED
0	PETITIONS TO REVOKE PROBATION AND ACCUSATIONS AND PETITIONS TO REVOKE PROBATION WITHDRAWN/DISMISSED

ADMINISTRATIVE OUTCOMES/FINAL ORDERS

2	REVOCATION
8	SURRENDER OF LICENSE
0	PROBATION WITH SUSPENSION
0	SUSPENSION ONLY
10	PROBATION ONLY
2	PUBLIC REPRIMAND/PUBLIC REPROVAL/PUBLIC LETTER OF REPRIMAND
0	OTHER DECISIONS
22	TOTAL
616	AVERAGE NUMBER OF DAYS FROM CLOSURE OF INVESTIGATION TO IMPOSING FORMAL DISCIPLINE
1,295	AVERAGE NUMBER OF DAYS TO IMPOSE DISCIPLINE FROM RECEIPT OF COMPLAINT

PROBATION

18	PROBATIONS COMPLETED
51	PROBATIONERS PENDING (CLOSE OF FY) (BOTH FACILITIES AND INDIVIDUALS)
0	CEASE PRACTICE ORDERS ISSUED

SUBSEQUENT DISCIPLINE

0	PROBATIONS REVOKED
0	PROBATIONER'S LICENSE SURRENDERED
0	ADDITIONAL PROBATION WITH SUSPENSION
0	ADDITIONAL PROBATION
0	OTHER CONDITIONS ADDED ONLY
0	OTHER PROBATION OUTCOME

PETITION FOR MODIFICATION OR TERMINATION OF PROBATION

1	GRANTED
3	DENIED

PETITION FOR REINSTATEMENT OF REVOKED/SURRENDERED LICENSE/REGISTRATION/CERTIFICATE

0	GRANTED
0	- LICENSE ISSUED WITH NO RESTRICTIONS
0	- LICENSE ISSUED AND PLACED ON PROBATION
0	- LICENSE ISSUED AND PLACED ON PROBATION WITH PRECEDENT CONDITION
0	- OTHER DECISION
1	DENIED

BOARD OF PSYCHOLOGY

ADMINISTRATIVE/CRIMINAL COST RECOVERY	
\$147,873.81	ADMINISTRATIVE COST RECOVERY ORDERED
\$0.00	- ORDERED WITH REVOKED/SURRENDERED DECISION
\$147,873.81	- ORDERED WITH ALL OTHER DECISIONS
\$203,556.84	ADMINISTRATIVE COST RECOVERY COLLECTED
N/A	CRIMINAL COST RECOVERY ORDERED
N/A	CRIMINAL COST RECOVERY COLLECTED

RESTITUTION TO CONSUMERS/REFUNDS/SAVINGS	
N/A	RESTITUTION ORDERED
N/A	AMOUNT REFUNDED
N/A	REWORK AT NO CHARGE
N/A	ADJUSTMENTS/RETURNS/EXCHANGES
N/A	TOTAL SAVINGS ACHIEVED FOR CONSUMERS

SUBSTANCE ABUSING LICENSEES	
8	PROBATIONERS SUBJECT TO DRUG TESTING
144	DRUG TESTS ORDERED
0	POSITIVE DRUG TESTS

APPLICANT ACTION	
0	LICENSE APPLICATION DENIED (NO APPEAL)
1	STATEMENTS OF ISSUES FILED
0	LICENSE DENIED (STATEMENT OF ISSUES GRANTED)
0	LICENSE ISSUED WITH PROBATION OR PROBATIONARY LICENSE ISSUED
0	LICENSE GRANTED (STATEMENT OF ISSUES DENIED)
0	LICENSE ISSUED WITH A PUBLIC LETTER OF REPRIMAND
2	STATEMENT OF ISSUES WITHDRAWN



BUREAU OF REAL ESTATE APPRAISERS

Licenses and regulates real estate appraisers and registers appraisal management companies.

www.brea.ca.gov

Staff: 27 civil servant positions, 1 exempt

Licenses, Registrations, Certificates, and Permits: 8,879

Bureau Leadership:

Angela Jemmott	Mujiburrahman Khateer
<i>Chief</i>	<i>Deputy Chief</i>
angela.jemmott@brea.ca.gov	mujiburrahman.khateer@brea.ca.gov

Laws and Regulations:

Business and Professions Code section 11300–11423
California Code of Regulations, title 10, Chapter 6.5,
section 3500–3761

United States Code, title 12, section 3331–3356

Sunset Review:

Last review: 2020 | Next review: 2025

BUREAU HIGHLIGHTS

RECIPROCITY

California Business and Professions Code section 11350 states the director shall adopt regulations governing the process and procedure of applying for reciprocity, which shall meet, at a minimum, the requirements of the Appraisal Subcommittee. The California Code of Regulations section 3543 (a)(4) states all applicants must complete, prior to issuance of an initial or reciprocal license, a four-hour course on federal and California appraisal related statutory and regulatory law.

ACCOMPLISHMENTS

Process Improvements

BREA implemented comprehensive process reviews and improvements to address backlogs in licensing applications and complaint management. To expedite the licensing process, the Bureau established separate task queues within the application process, significantly reducing processing times at multiple stages. Bureau processing times at these stages decreased from 60-80 days (from the previous single queue approach) to five days. Additionally, to expedite applicant actions, the Bureau began sending deficiency letters and receiving work samples electronically. The ultimate goal is to reduce the overall processing time for initial applications to under 30 days by the end of fiscal year 2024-25.

Through a short-term contract with a consulting firm and implementing a robust internal action plan, the Bureau eliminated the initial investigations backlog and has

maintained no backlog monthly since its elimination. The enforcement team is developing a new investigation template to streamline the complaint review and investigation process.

The Bureau's Information Technology Unit added several automated functionalities to the Bureau's database (REALE) to improve efficiency in application and case tracking and management, including automated notifications, status updates, workload distribution, and time tracking.

These improvements aim to enhance the Bureau's overall efficiency and effectiveness in safeguarding public trust and consumer protection.

Updates to Licensing

Effective January 1, 2024, the Bureau amended regulations to allow up to 100% credit for experience gained through the Practical Application of Real Estate Appraisal (PAREA) and practicum programs towards the licensing experience requirement. These programs offer practical experience in both virtual and real environments:

- PAREA: Provides practical experience in a virtual environment, combining appraisal theory and methodology through real-world simulations.
- Practicum: Offers a pathway for appraisers to fulfill their experience requirements by participating in programs that provide practical experience in a real environment.

Consumer Protection

To further enhance compliance with federal requirements, the Bureau is addressing backlogs in the review and investigation of enforcement complaints and improving accuracy of Appraisal Subcommittee registry reports related to Appraisal Management Companies (AMC). These steps will strengthen the Bureau's adherence to federal standards and enhance the overall regulatory framework.

Additionally, in March 2024, the bureau chief convened an advisory meeting for the first time in many years. During this meeting, experts provided valuable insights into the newly developing practicum program.

Communications and Outreach

The Bureau has actively pursued effective collaboration with diverse stakeholders across the industry. The Bureau partnered with West Los Angeles College (WLAC) to support the development and implementation of a practicum program. This initiative aims to establish a statewide program and facilitate resource sharing across community college networks in California. The program is planned for July 2025.

The Bureau engaged in constructive dialogue with the California Assessors' Association (CAA) to streamline the minimum experience requirements, allowing for the recognition of mass appraisal experience. In April 2024, the bureau chief attended the Education, Standards, and Legislative Committee meeting at the CAA to present the Bureau's intention to explore options for maximizing the recognition of mass appraisal experience.

In February 2024, the bureau chief attended a government relations committee meeting with the Appraisal Institute in Sacramento. The meeting included representatives from the American Society of Agricultural Appraisers (ASAA), as well as rural, residential, and commercial appraisers. This diverse group facilitated a wide array of discussion topics.

As a regular attendee and member of the Association of Appraiser Regulatory Officials (AARO), the bureau chief was nominated and elected as an alternate board director for the AARO executive board of directors.

Workforce Development

The low pass rate for the national exam has been a significant barrier to entering the appraisal profession and obtaining a license in California. The pass rate in California was notably below the national average. The Bureau raised this concern with the Appraisal Qualification Board (AQB) and engaged in constructive dialogue with both the AQB and PSI, the national exam administrator. This collaboration led to a comprehensive review and study of the process by PSI. The exam administrator discovered that a system upgrade in PSI had resulted in inaccurate exam data for California that resulted in a lower-than-expected pass rate for first-time candidates.

Recent reports now indicate that California's pass rate is very close to the national average. It is believed that these corrected reports will help encourage new entries into the appraisal business by providing a more accurate representation of the pass rate.

Diversity, Equity, and Inclusion (DEI)

In November 2023, the Bureau conducted a demographic survey to gain a better understanding of the current structure of the appraisal industry in California. The survey data revealed that the appraisal population lacks desirable diversity and inclusion in terms of race, gender, age, and language compared to state demographics. Based on the survey findings, the Bureau intends to develop and implement a new outreach strategy aimed at addressing diversity, promoting equal opportunity, and enhancing career development within the industry.

BUREAU OF REAL ESTATE APPRAISERS

To address training needs, the Bureau provided its enforcement team with a comprehensive nine-day training program, conducted by an external consulting firm in January 2024. The training covered the latest changes in the Uniform Standards of Professional Appraisal Practice (USPAP), disciplinary guidelines, reporting procedures, and development of new templates and checklists. This program enabled investigators to advance their knowledge of current trends, new methodologies, and technical updates, thereby enhancing their effectiveness in enforcement activities.

NEW LEGISLATION

SB 1225 (Jones, Chapter 461, Statutes of 2024) allows licensees to petition the Bureau to remove information on disciplinary actions, with the exception of license revocations or surrenders, from its website if the posting is more than ten years old and the licensee provides information demonstrating rehabilitation. The bill requires the Bureau to adopt regulations to set a reasonable fee and specify required rehabilitation documentation. The Bureau will be allowed to remove the information at their discretion if they believe the licensee has been rehabilitated. A similar process will also be implemented for the estates of deceased licensees without any restrictions on the severity of the disciplinary action.

LICENSE REQUIREMENTS*

LICENSE REQUIREMENTS	Y/N
CONTINUING EDUCATION/COMPETENCY	Y
DEGREE/PROFESSIONAL SCHOOLING	Y
EXAMINATION	Y
FINGERPRINT REQUIREMENT	Y
QUALIFYING EXPERIENCE (MAY INCLUDE EDUCATION)	Y

* Applicable to specific license types. Refer to the laws and regulations for details.

FEES*

LICENSE TYPE	ACTUAL FEE	STATUTORY LIMIT
APPRAISAL MANAGEMENT COMPANY		
INITIAL APPLICATION FEE	\$5,000.00	N/A
RENEWAL FEE	\$5,000.00	N/A

LICENSE TYPE (CONTINUED)	ACTUAL FEE	STATUTORY LIMIT
CERTIFIED GENERAL		
INITIAL APPLICATION FEE	\$400.00	N/A
INITIAL LICENSE FEE	\$525.00	\$525.00
BACKGROUND FEE	\$70.00	N/A
FEDERAL REGISTRATION FEE	\$80.00	N/A
STATE REGISTRATION FEE	\$25.00	N/A
DCSS FEE	\$10.00	N/A
RENEWAL APPLICATION FEE	\$400.00	N/A
RENEWAL LICENSE FEE	\$525.00	\$525.00
FEDERAL REGISTRATION FEE	\$80.00	N/A
STATE REGISTRATION FEE	\$25.00	N/A
CERTIFIED RESIDENTIAL		
INITIAL APPLICATION FEE	\$400.00	N/A
INITIAL LICENSE FEE	\$525.00	\$525.00
BACKGROUND FEE	\$70.00	N/A
FEDERAL REGISTRATION FEE	\$80.00	N/A
STATE REGISTRATION FEE	\$25.00	N/A
DCSS FEE	\$10.00	N/A
RENEWAL APPLICATION FEE	\$400.00	N/A
RENEWAL LICENSE FEE	\$525.00	\$525.00
FEDERAL REGISTRATION FEE	\$80.00	N/A
STATE REGISTRATION FEE	\$25.00	N/A
RESIDENTIAL		
INITIAL APPLICATION FEE	\$400.00	N/A
INITIAL LICENSE FEE	\$450.00	\$450.00
BACKGROUND FEE	\$70.00	N/A
FEDERAL REGISTRATION FEE	\$80.00	N/A
STATE REGISTRATION FEE	\$25.00	N/A
DCSS FEE	\$10.00	N/A
RENEWAL APPLICATION FEE	\$400.00	N/A
RENEWAL LICENSE FEE	\$450.00	\$450.00
FEDERAL REGISTRATION FEE	\$80.00	N/A
STATE REGISTRATION FEE	\$25.00	N/A
TEMPORARY PRACTICE PERMIT		
INITIAL APPLICATION FEE	\$235.00	N/A

BUREAU OF REAL ESTATE APPRAISERS

LICENSE TYPE (CONTINUED)	ACTUAL FEE	STATUTORY LIMIT
TRAINEE		
INITIAL APPLICATION FEE	\$400.00	N/A
INITIAL LICENSE FEE	\$450.00	\$450.00
BACKGROUND FEE	\$70.00	N/A
DEPARTMENT OF CHILD SUPPORT SERVICES FEE	\$10.00	N/A
RENEWAL APPLICATION FEE	\$400.00	N/A
RENEWAL LICENSE FEE	\$450.00	\$450.00

* Additional fees may be required. Refer to the laws and regulations for details.

SUMMARY OF LICENSING ACTIVITY

INITIAL LICENSES/REGISTRATIONS/CERTIFICATES/PERMITS			
LICENSE TYPE	APPLICATIONS RECEIVED	ISSUED	RENEWED
APPRAISAL MANAGEMENT COMPANY REGISTRATION	11	14	91
CERTIFIED GENERAL LICENSE	59	71	1,087
CERTIFIED RESIDENTIAL LICENSE	21	18	1,804
RESIDENTIAL LICENSE	23	13	326
TEMPORARY PRACTICE PERMIT	289	283	N/A
TRAINEE LICENSE	91	77	128
TOTAL	494	476	3,436

APPLICATIONS FOR INITIAL EXAMINATION/RE-EXAMINATION				
LICENSE TYPE	EXAM TYPE	INITIAL APPLICATIONS FOR EXAMINATION RECEIVED	APPLICATIONS FOR RE-EXAMINATION RECEIVED	EXAMINATION APPLICATIONS APPROVED
CERTIFIED GENERAL LICENSE	CERTIFIED GENERAL EXAMINATION	50	N/A	43
CERTIFIED RESIDENTIAL LICENSE	CERTIFIED RESIDENTIAL EXAMINATION	72	N/A	56
RESIDENTIAL LICENSE	RESIDENTIAL EXAMINATION	23	N/A	22
TOTAL		145	N/A	121

LICENSING POPULATION BY TYPE					
LICENSE TYPE	ACTIVE LICENSES/ REGISTRATIONS/ CERTIFICATES/ PERMITS	DELINQUENT/ EXPIRED	RETIRED	INACTIVE	OTHER
APPRAISAL MANAGEMENT COMPANY REGISTRATION	198	0	0	0	0
CERTIFIED GENERAL LICENSE	2,640	0	0	0	0
CERTIFIED RESIDENTIAL LICENSE	4,518	0	0	0	0
RESIDENTIAL LICENSE	804	0	0	0	0
TEMPORARY PRACTICE PERMIT	283	0	0	0	0
TRAINEE LICENSE	436	0	0	0	0
TOTAL	8,879	0	0	0	0

RENEWAL AND CONTINUING EDUCATION (CE)*			
LICENSE TYPE	FREQUENCY OF RENEWAL	NUMBER OF CE HOURS REQUIRED EACH CYCLE	
		EVERY 2 YEARS CYCLE	EVERY 4 YEARS CYCLE
APPRAISAL MANAGEMENT COMPANY	EVERY 2 YEARS	N/A**	
CERTIFIED GENERAL LICENSE***	EVERY 2 YEARS	7	56
CERTIFIED RESIDENTIAL LICENSE***	EVERY 2 YEARS	7	56
RESIDENTIAL LICENSE***	EVERY 2 YEARS	7	56
TRAINEE***	EVERY 2 YEARS	7	56

* Course providers that provide the continuing education need to renew with the Bureau every four years.

** The appraisal management company controlling person within the appraisal management company is required to complete seven CE hours upon renewal.

*** A total of 28 hours are recommended to be completed within a two-year renewal cycle and 56 hours are required to be completed within a four-year period.

EXAMINATION RESULTS				
LICENSE TYPE	EXAM DESCRIPTION	% PASS	% FAIL	TOTAL NUMBER CANDIDATES
CERTIFIED GENERAL LICENSE	CERTIFIED GENERAL EXAMINATION	63	37	43
CERTIFIED RESIDENTIAL LICENSE	CERTIFIED RESIDENTIAL EXAMINATION	59	41	56
RESIDENTIAL LICENSE	RESIDENTIAL EXAMINATION	55	45	22

SUMMARY OF ENFORCEMENT ACTIVITY

BUREAU OF REAL ESTATE APPRAISERS

COMPLAINTS—INTAKE	
285	RECEIVED
0	CLOSED WITHOUT REFERRAL FOR INVESTIGATION
283	REFERRED FOR INVESTIGATION
6	PENDING

INVESTIGATIONS	
283	OPENED
296	CLOSED
213	PENDING

ENFORCEMENT AGING—COMPLETED INTAKE AND INVESTIGATIONS	
131	UP TO 90 DAYS
45	91 TO 180 DAYS
43	181 DAYS TO 1 YEAR
47	1 TO 2 YEARS
29	2 TO 3 YEARS
1	OVER 3 YEARS
5	AVERAGE NUMBER OF DAYS FROM RECEIPT OF COMPLAINT TO ASSIGNMENT OF INVESTIGATOR
225	AVERAGE NUMBER OF DAYS FOR ALL INVESTIGATION OUTCOMES (FROM START OF INVESTIGATION TO REFERRAL FOR ACTION OR CASE CLOSURE WITHOUT REFERRAL FOR ACTION)
246	AVERAGE NUMBER OF DAYS FROM RECEIPT OF COMPLAINT TO REFERRAL FOR ACTION/PROSECUTION OR CASE CLOSURE WITHOUT REFERRAL FOR ACTION/PROSECUTION

INSPECTIONS	
0	CONDUCTED
0	CITATIONS ISSUED
0	DISCIPLINARY ACTION TAKEN

CITATIONS AND FINES	
13	ISSUED WITHOUT A FINE
18	ISSUED WITH A FINE
3	WITHDRAWN/DISMISSED/REDUCED/MODIFIED
683	AVERAGE NUMBER OF DAYS TO ISSUE A CITATION (FROM COMPLAINT RECEIPT/INSPECTION CONDUCTED TO CITATION ISSUED)
10	ADMINISTRATIVE FINES

TOTAL AMOUNT OF FINES	
\$78,000.00	ASSESSED
\$4,000.00	WITHDRAWN/DISMISSED/REDUCED
\$49,327.74	COLLECTED

CRIMINAL/CIVIL ACTIONS	
0	REFERRALS FOR CRIMINAL/CIVIL ACTION
0	CRIMINAL ACTIONS FILED
0	CIVIL ACTIONS FILED

OFFICE OF THE ATTORNEY GENERAL/INHOUSE/DISCIPLINARY ACTIONS	
34	CASES OPENED/INITIATED
31	CASES CLOSED
10	- CONSOLIDATED CASES CLOSED
0	CASES PENDING - AG PRE-FILING
3	CASES PENDING - AG POST-FILING

ENFORCEMENT AGING – COMPLETED ATTORNEY GENERAL AND INHOUSE CASES	
29	UP TO 1 YEAR
2	1 TO 2 YEARS
0	2 TO 3 YEARS
0	OVER 3 YEARS

FORMAL ACTIONS FILED/WITHDRAWN/DISMISSED	
0	RESTRAINING/RESTRICTION/SUSPENSION ORDERS SOUGHT
0	RESTRAINING/RESTRICTION/SUSPENSION ORDERS GRANTED
4	ACCUSATIONS FILED
0	PETITIONS TO REVOKE PROBATION AND ACCUSATIONS AND PETITIONS TO REVOKE PROBATION FILED
0	ACCUSATIONS WITHDRAWN/DISMISSED
0	PETITIONS TO REVOKE PROBATION AND ACCUSATIONS AND PETITIONS TO REVOKE PROBATION WITHDRAWN/DISMISSED

BUREAU OF REAL ESTATE APPRAISERS

ADMINISTRATIVE OUTCOMES/FINAL ORDERS	
1	REVOCATION
8	SURRENDER OF LICENSE
0	SUSPENSION ONLY
0	PROBATION WITH SUSPENSION
12	PROBATION ONLY
0	PUBLIC REPRIMAND/PUBLIC REPROVAL/PUBLIC LETTER OF REPRIMAND
0	OTHER DECISIONS
21	TOTAL
116	AVERAGE NUMBER OF DAYS FROM CLOSURE OF INVESTIGATION TO IMPOSING FORMAL DISCIPLINE
544	AVERAGE NUMBER OF DAYS TO IMPOSE DISCIPLINE FROM RECEIPT OF COMPLAINT

PROBATION	
4	PROBATIONS COMPLETED
19	PROBATIONERS PENDING (CLOSE OF FY)
0	CEASE PRACTICE ORDERS ISSUED

SUBSEQUENT DISCIPLINE	
0	PROBATIONS REVOKED
1	PROBATIONER'S LICENSE SURRENDERED
0	ADDITIONAL PROBATION WITH SUSPENSION
0	ADDITIONAL PROBATION
0	OTHER CONDITIONS ADDED
0	OTHER PROBATION OUTCOME

PETITION FOR MODIFICATION OR TERMINATION OF PROBATION	
0	GRANTED
0	DENIED

PETITION FOR REINSTATEMENT OF REVOKED/SURRENDERED LICENSE/REGISTRATION/CERTIFICATE	
0	GRANTED
0	- LICENSE ISSUED WITH NO RESTRICTIONS
0	- LICENSE ISSUED AND PLACED ON PROBATION
0	- LICENSE ISSUED AND PLACED ON PROBATION WITH PRECEDENT CONDITION
0	- OTHER DECISION
0	DENIED

ADMINISTRATIVE/CRIMINAL COST RECOVERY	
\$49,452.11	ADMINISTRATIVE COST RECOVERY ORDERED
\$0.00	- ORDERED WITH REVOKED/SURRENDERED DECISION
\$49,452.11	- ORDERED WITH ALL OTHER DECISIONS
\$5,600.00	ADMINISTRATIVE COST RECOVERY COLLECTED
\$0.00	CRIMINAL COST RECOVERY ORDERED
\$0.00	CRIMINAL COST RECOVERY COLLECTED

RESTITUTION TO CONSUMERS/REFUNDS/SAVINGS	
\$0.00	RESTITUTION ORDERED
\$0.00	AMOUNT REFUNDED
\$0.00	REWORK AT NO CHARGE
\$0.00	ADJUSTMENTS/RETURNS/EXCHANGES
\$0.00	TOTAL SAVINGS ACHIEVED FOR CONSUMERS

SUBSTANCE ABUSING LICENSEES	
0	PROBATIONERS SUBJECT TO DRUG TESTING
0	DRUG TESTS ORDERED
0	POSITIVE DRUG TESTS

APPLICANT ACTION	
0	LICENSE APPLICATIONS DENIED
0	LICENSE APPLICATION DENIED (NO APPEAL)
0	STATEMENTS OF ISSUES FILED
0	LICENSE DENIED (STATEMENT OF ISSUES GRANTED)
0	LICENSE ISSUED WITH PROBATION OR PROBATIONARY LICENSE ISSUED
0	LICENSE GRANTED (STATEMENT OF ISSUES DENIED)
0	LICENSE ISSUED WITH A PUBLIC LETTER OF REPRIMAND
0	STATEMENT OF ISSUES FILED
0	STATEMENT OF ISSUES WITHDRAWN



BOARD OF REGISTERED NURSING

Licenses and regulates registered nurses, advanced practice registered nurses, and nursing education.

www.rn.ca.gov

Staff: 228.1 civil servant positions, 1 exempt

Licenses, Registrations, Certificates, and Permits: 667,952

Board Membership: 4 public representatives, 5 licensees

Board Leadership:

Loretta Melby, MSN, RN <i>Executive Officer</i> loretta.melby@dca.ca.gov	Evon Lenerd Tapps, MBA <i>Assistant Executive Officer</i> evon.lenerd@dca.ca.gov
--	--

Laws and Regulations:

Business and Profession Code section 2700–2838.4
California Code of Regulations, title 16, section 1402–1495.4

Sunset Review:

Last review: 2022 | Next review: 2026

BOARD HIGHLIGHTS

RECIPROCITY

The Board of Registered Nursing will grant a license to an individual who is licensed in the same profession in another state with no disciplinary action as verified through Nursys (the licensure and disciplinary database with data provided directly from state boards of nursing) and Department of Justice and FBI background checks. The Board will require proof of licensure from that state, transcripts to verify educational preparation, and verification of national certification as needed. No additional steps or licensure requirements such as exams are required.

ACCOMPLISHMENTS

Consumer Protection

To assist in workforce development statewide, the Board approved four new programs, 18 enrollment increases, and two new campuses, resulting in 2,365 new student placements.

In February 2024, the Board led efforts to form a Med Spa/IV Hydration Task Force with the purpose to bring together the multidisciplinary regulatory boards under the Department of Consumer Affairs to address the negligent compounding and administration of medication through intravenous injection.

Updates to Enforcement

The Board conducted several trainings for stakeholders to ensure continuous quality improvement. These trainings included nurse support group trainings in March and April 2023, and training led by the deputy attorney general on the overall enforcement process in May 2024.

Updates to Licensing

In October 2023, the Board updated its website to allow applicants to request a fingerprint Livescan form online, which results in an immediate email. This is a process improvement from the prior two to three business days mailing timeframe. The website update also allows individuals to request a fingerprint FD-258 Hard Card, which results in a confirmation email as well as instructions on how to fill out the FD-258.

Also in October 2023, the Board released the initial phase of an auto issuance of Public Health Nurse (PHN) certification for California graduates who complete a Bachelor of Science in Nursing (BSN) degree. The Board also expanded the California Graduate Nursing Program Director Portal (Portal) to allow directors of PHN programs to electronically submit education data, which is then imported to applicants' BreZE applications.

In January 2024, the Board implemented AB 633 (Jim Patterson, Chapter 449, Statutes of 2023), which establishes a retired license for registered nurses (RNs) and includes a new online application.

In February 2024, the Board implemented an automatic initial review for applications for RNs, Nurse Practitioner/Furnishing, and Certified Nurse Midwife/Furnishing. As part of the review, applicants receive an email detailing any deficiencies in their applications. This allows applicants to rectify deficiencies so that staff can conduct their review once all documentation is received.

In February 2024, the Board implemented an automated email notification of application deficiencies to California graduate applicants. The email goes out 30 days after application submission, if the relevant program director has not entered education data into the Portal.

In April 2024, the Board added data for Advanced Practice Registered Nurses (APRNs) to NURSYS®. NURSYS® is a database that allows for other Boards of Nursing to verify the licensure, educational, practice privileges, and disciplinary data for the purposes of endorsing to another state. This decreased the costs to the licensees from \$100 to \$30 and is often immediately available.

Regulatory Implementation

The Board had three regulatory packages approved by the Office of Administrative Law (OAL) amending the California Code of Regulations (CCR).

- CCR 1410.5, approved on August 18, 2023, provides a narrow exemption for licensure from the laboratory component requirement for out-of-state endorsement applicants that have been practicing for at least two years under a current, active, and unrestricted license issued by an approved state or territory.

- CCR 1452, approved on March 14, 2024, requires all licensees to complete one hour of implicit bias training within the first two years of licensure and removes the ability for exemptions to this requirement.
- CCR 1426, approved on May 1, 2024, removes the reference to the 75% direct patient care clinical hour requirement to alleviate confusion, as the language conflicts with the 500-hour/30-hour direct patient care clinical hour minimum established in statute for prelicensure nursing programs.

Diversity, Equity, and Inclusion (DEI)

In September 2023, the Board's Nursing Education and Workforce Advisory Committee discussed questions to include in the 2024 Registered Nurse Survey, including but not limited to resilience, racism, and discrimination in the workplace. The Board approved curricula about implicit bias from approximately 110 continuing education providers, with the exception of courses dedicated solely to research or other issues that do not include a direct patient care component.

NEW LEGISLATION

AB 2015 (Schiavo, Chapter 370, Statutes of 2024) updates the faculty approval process for the Board by authorizing the Board to directly approve licensees to serve in teaching roles as faculty of nursing education programs, rather than having their approval tied to the nursing program they work at. The bill also authorized the Board to grant temporary approval for existing faculty who are in the process of completing a remediation plan and remove faculty reporting requirements that are currently completed by the nursing programs.

AB 2471 (Patterson, Chapter 717, Statutes of 2024) repeals the requirement for a public health nurse (PHN) certificate to be renewed every two years and allows a PHN certificate to remain valid as long as the licensee maintains an active RN license. This bill also removes the renewal fee and penalties for late renewal.

SB 1015 (Cortese, Chapter 776, Statutes of 2024) requires the Nursing Education and Workforce Advisory Committee of the Board to study and recommend standards on how approved schools of nursing or nursing programs manage or coordinate clinical placements. This bill also requires the Board to submit an annual report to the Legislature on the Committee's findings and provide that report on the website. Additionally, this bill requires the Board to annually collect, analyze, and report information related to the management of clinical placements and coordination with clinical facilities.

BOARD OF REGISTERED NURSING

SB 1451 (Ashby, Chapter 481, Statutes of 2024), among other things, makes various changes to the framework governing nurse practitioners in independent practice. This bill provides that clinical experience for the purpose of a transition to practice program is not limited to a single practice area, changes the requirements for transition to practice attestations, allows nurse practitioners to complete a transition to practice in another state, exempts discontinued examinations from examination review requirements, and changes requirements for nurse practitioner disclosures to patients.

LICENSE REQUIREMENTS*

LICENSE REQUIREMENTS	Y/N
CONTINUING EDUCATION/COMPETENCY	Y
DEGREE/PROFESSIONAL SCHOOLING	Y
EXAMINATION	Y
FINGERPRINT REQUIREMENT	Y
QUALIFYING EXPERIENCE (MAY INCLUDE EDUCATION)	Y

* Applicable to specific license types. Refer to the laws and regulations for details.

FEES*

LICENSE TYPE	ACTUAL FEE	STATUTORY LIMIT
CLINICAL NURSE SPECIALIST		
APPLICATION FEE	\$500.00	\$1,500.00
RENEWAL FEE	\$150.00	\$1,000.00
NURSE ANESTHETIST		
APPLICATION FEE	\$500.00	\$1,500.00
RENEWAL FEE	\$150.00	\$1,000.00
NURSE MIDWIFE		
APPLICATION FEE	\$500.00	\$1,500.00
RENEWAL FEE****	\$168.00	\$1,000.00
NURSE MIDWIFE FURNISHING		
APPLICATION FEE	\$400.00	\$1,500.00
RENEWAL FEE	\$172.00	\$1,000.00
NURSE PRACTITIONER		
APPLICATION FEE	\$500.00	\$1,500.00
RENEWAL FEE****	\$168.00	\$1,000.00
NURSE PRACTITIONER FURNISHING		
APPLICATION FEE	\$400.00	\$1,500.00
RENEWAL FEE	\$172.00	\$1,000.00
PSYCHIATRIC/MENTAL HEALTH NURSE		
APPLICATION FEE	\$350.00	\$750.00

LICENSE TYPE (CONTINUED)	ACTUAL FEE	STATUTORY LIMIT
PUBLIC HEALTH NURSE		
APPLICATION FEE	\$300.00	\$1,000.00
RENEWAL FEE***	\$125.00	\$500.00
REGISTERED NURSE**		
APPLICATION BY EXAMINATION (CALIFORNIA GRADUATES)	\$300.00	\$1,000.00
APPLICATION BY EXAMINATION (U.S. GRADUATES)	\$350.00	\$1,000.00
APPLICATION BY EXAMINATION (INTERNATIONAL GRADUATES)	\$750.00	\$1,500.00
APPLICATION BY ENDORSEMENT (U.S. GRADUATES)	\$350.00	\$1,000.00
APPLICATION BY ENDORSEMENT (INTERNATIONAL GRADUATE)	\$750.00	\$1,500.00
RENEWAL FEE	\$190.00	\$750.00

* The program has additional license populations and fees that can be found in California Code of Regulations section 1417.

**Additional \$49.00 fingerprint hard card processing fee for initial RN license applications.

***Public Health Nurse will be a non renewable certification as of 1/1/2025 and will auto renew upon renewal of the RN license. No fee will be associated with the PHN renewal.

****The Controlled Substance Utilization Review and Evaluation System (CURES) fee of \$18.00 is included in the NP and NMW Furnishing biennial renewal.

*****Any licensee holding an advanced practitioner certificate must first have a California registered nursing license.

*****\$10.00 is assessed and collected for the Registered Nursing Education Fund pursuant to Business and Professions Code section 2815.1.

SUMMARY OF LICENSING ACTIVITY

INITIAL LICENSES/REGISTRATIONS/CERTIFICATES/PERMITS			
LICENSE TYPE	APPLICATIONS RECEIVED	ISSUED	RENEWED
CLINICAL NURSE SPECIALIST CERTIFICATE	104	95	1,543
CONTINUING EDUCATION PROVIDER (BRN)*	131	132	853
INTERIM PERMIT***	666	629	N/A
NURSE ANESTHETIST CERTIFICATE	304	293	1,517
NURSE MIDWIFE CERTIFICATE	104	87	684
NURSE MIDWIFE FURNISHING CERTIFICATE	85	68	549
NURSE PRACTITIONER CERTIFICATE	4,933	5,073	18,194
NURSE PRACTITIONER FURNISHING CERTIFICATE	4,498	5,013	16,772

BOARD OF REGISTERED NURSING

INITIAL LICENSES/REGISTRATIONS/CERTIFICATES/PERMITS (CONTINUED)			
LICENSE TYPE	APPLICATIONS RECEIVED	ISSUED	RENEWED
NURSE PRACTITIONER INDEPENDENT PRACTICE GROUP SETTING	1,837	1,030	N/A
PSYCHIATRIC MENTAL HEALTH NURSE CERTIFICATE	129	2	98
PUBLIC HEALTH NURSE CERTIFICATE	5,255	3,757	20,465
REGISTERED NURSE LICENSE	43,519	42,275	242,560
REGISTERED NURSE TEMPORARY LICENSE***	6,151	1,832	N/A
TOTAL	67,716	60,286	303,235

* BRN issues Continuing Education Provider numbers to approved individuals, partnerships, corporations, associations, organizations, organized health care systems, educational institutions, or governmental agencies offering continuing education as approved by the Board.

** Pursuant to BPC 2832.1, Interim permits are issued to applicants waiting for an exam and expire once the pass or fail result is received. They are not renewable.

*** Pursuant to BPC 2733, Temporary Licenses are issued during the time period an endorsement applicant is waiting for permanent RN licensure. Temporary Licenses are effective for six months and, although a Temporary License is not renewable, if a permanent RN license has not been issued within that time frame the Temporary License may be extended for an additional six months for a total of one year.

APPLICATIONS FOR INITIAL EXAMINATION/RE-EXAMINATION				
LICENSE TYPE	EXAM TYPE	INITIAL APPLICATIONS FOR EXAMINATION RECEIVED	APPLICATIONS FOR RE-EXAMINATION RECEIVED	EXAMINATION APPLICATIONS APPROVED
REGISTERED NURSE	NATIONAL COUNCIL LICENSURE EXAMINATION (NCLEX)	19,104	5,990	24,875
TOTAL		19,104	5,990	24,875

LICENSING POPULATION BY TYPE					
LICENSE TYPE	ACTIVE LICENSES/ REGISTRATIONS/ CERTIFICATES/ PERMITS	DELINQUENT/ EXPIRED	RETIRED	INACTIVE	OTHER
CONTINUING EDUCATION PROVIDER	2,033	1,152	0	0	0
REGISTERED NURSE	534,035	428,903	865	9,328	2
CLINICAL NURSE SPECIALIST*	3,082	1,803	8	97	0
NURSE MIDWIFE*	1,432	1,006	1	24	0
NURSE MIDWIFE FURNISHING*	1,148	591	0	16	0

LICENSING POPULATION BY TYPE (CONTINUED)					
LICENSE TYPE	ACTIVE LICENSES/ REGISTRATIONS/ CERTIFICATES/ PERMITS	DELINQUENT/ EXPIRED	RETIRED	INACTIVE	OTHER
NURSE PRACTITIONER*	39,919	12,093	41	303	0
NURSE PRACTITIONER FURNISHING*	36,784	8,515	34	192	0
NURSE PRACTITIONER INDEPENDENT PRACTICE GROUP SETTING*	1,201	0	0	0	0
PSYCHIATRIC MENTAL HEALTH*	197	277	2	7	0
PUBLIC HEALTH NURSE*	43,928	46,903	105	810	0
REGISTERED NURSE TEMPORARY	975	2	0	0	0
TOTAL	664,734**	501,245	1,056	10,777	2

*License type that includes a requirement to be licensed as a registered nurse.

**Total licenses is not a unique number of individuals due to the requirement for some license types to also hold a registered nursing license.

RENEWAL AND CONTINUING EDUCATION (CE)		
LICENSE TYPE	FREQUENCY OF RENEWAL	NUMBER OF CE HOURS REQUIRED EACH CYCLE
CLINICAL NURSE SPECIALIST*	EVERY 2 YEARS	N/A
CONTINUING EDUCATION PROVIDER*	EVERY 2 YEARS	N/A
NURSE ANESTHETIST*	EVERY 2 YEARS	N/A
NURSE MIDWIFE*	EVERY 2 YEARS	N/A
NURSE MIDWIFE FURNISHING*	EVERY 2 YEARS	N/A
NURSE PRACTITIONER*	EVERY 2 YEARS	N/A
NURSE PRACTITIONER FURNISHING*	EVERY 2 YEARS	N/A
PSYCHIATRIC MENTAL HEALTH*	EVERY 2 YEARS	N/A
PUBLIC HEALTH NURSE*	EVERY 2 YEARS	N/A
REGISTERED NURSE	EVERY 2 YEARS	30

* There are no continuing education requirements for this license type.

EXAMINATION RESULTS				
LICENSE TYPE	EXAM DESCRIPTION	% PASS	% FAIL	TOTAL NUMBER CANDIDATES
REGISTERED NURSE	NATIONAL COUNCIL LICENSURE EXAMINATION	90%	10%	17,739

BOARD OF REGISTERED NURSING

SUMMARY OF ENFORCEMENT ACTIVITY

COMPLAINTS—INTAKE	
8,200	RECEIVED
15	CLOSED WITHOUT REFERRAL FOR INVESTIGATION
8,167	REFERRED FOR INVESTIGATION
39	PENDING

INVESTIGATIONS	
8,167	OPENED
8,081	CLOSED
2,647	PENDING

ENFORCEMENT AGING—COMPLETED INTAKE AND INVESTIGATIONS	
5,842	UP TO 90 DAYS
466	91 TO 180 DAYS
798	181 DAYS TO 1 YEAR
693	1 TO 2 YEARS
180	2 TO 3 YEARS
102	OVER 3 YEARS
3	AVERAGE NUMBER OF DAYS FROM RECEIPT OF COMPLAINT TO ASSIGNMENT OF INVESTIGATOR
123	AVERAGE NUMBER OF DAYS FOR ALL INVESTIGATION OUTCOMES (FROM START OF INVESTIGATION TO REFERRAL FOR PROSECUTION OR CASE CLOSURE WITHOUT REFERRAL FOR PROSECUTION)
125	AVERAGE NUMBER OF DAYS FROM RECEIPT OF COMPLAINT TO REFERRAL FOR ACTION/PROSECUTION OR CASE CLOSURE WITHOUT REFERRAL FOR ACTION/PROSECUTION

INSPECTIONS	
0	CONDUCTED
0	CITATIONS ISSUED
0	DISCIPLINARY ACTION TAKEN

CITATIONS AND FINES	
2	ISSUED WITHOUT A FINE
19	ISSUED WITH A FINE
0	WITHDRAWN/DISMISSED/REDUCED/MODIFIED
474	AVERAGE NUMBER OF DAYS TO ISSUE A CITATION
0	ADMINISTRATIVE FINES

TOTAL AMOUNT OF FINES	
\$24,750.00	ASSESSED
0	WITHDRAWN/DISMISSED/REDUCED
\$42,945.00	COLLECTED

CRIMINAL/CIVIL ACTIONS	
11	REFERRALS FOR CRIMINAL/CIVIL ACTION
3	CRIMINAL ACTIONS FILED
0	CIVIL ACTIONS FILED

OFFICE OF THE ATTORNEY GENERAL/INHOUSE/DISCIPLINARY ACTIONS	
1,076	CASES OPENED/INITIATED
1,031	CASES CLOSED
160	- CONSOLIDATED CASES CLOSED
346	CASES PENDING - AG PRE-FILING
782	CASES PENDING - AG POST-FILING

ENFORCEMENT AGING – COMPLETED ATTORNEY GENERAL AND INHOUSE CASES	
665	UP TO 1 YEAR
334	1 TO 2 YEARS
26	2 TO 3 YEARS
6	OVER 3 YEARS

FORMAL ACTIONS FILED/WITHDRAWN/DISMISSED	
32	RESTRAINING/RESTRICTION/SUSPENSION ORDERS SOUGHT
9	RESTRAINING/RESTRICTION/SUSPENSION ORDERS GRANTED
883	ACCUSATIONS FILED
69	PETITIONS TO REVOKE PROBATION AND ACCUSATIONS AND PETITIONS TO REVOKE PROBATION FILED
44	ACCUSATIONS WITHDRAWN/DISMISSED
2	PETITIONS TO REVOKE PROBATION AND ACCUSATIONS AND PETITIONS TO REVOKE PROBATION WITHDRAWN/DISMISSED

BOARD OF REGISTERED NURSING

ADMINISTRATIVE OUTCOMES/FINAL ORDERS	
255	REVOCATION
159	SURRENDER OF LICENSE
13	PROBATION WITH SUSPENSION
13	SUSPENSION ONLY
351	PROBATION
152	PUBLIC REPRIMAND/PUBLIC REPROVAL/PUBLIC LETTER OF REPRIMAND
0	OTHER DECISIONS
943	TOTAL
329	AVERAGE NUMBER OF DAYS FROM CLOSURE OF INVESTIGATION TO IMPOSING FORMAL DISCIPLINE
716	AVERAGE NUMBER OF DAYS TO IMPOSE DISCIPLINE FROM RECEIPT OF COMPLAINT

PROBATION	
287	PROBATIONS COMPLETED
1,101	PROBATIONERS PENDING (CLOSE OF FY) (BOTH FACILITIES AND INDIVIDUALS)
0	CEASE PRACTICE ORDERS ISSUED

SUBSEQUENT DISCIPLINE	
33	PROBATIONS REVOKED
58	PROBATIONER'S LICENSE SURRENDERED
0	ADDITIONAL PROBATION WITH SUSPENSION
33	ADDITIONAL PROBATION
0	OTHER CONDITIONS ADDED ONLY
0	OTHER PROBATION OUTCOME

PETITION FOR MODIFICATION OR TERMINATION OF PROBATION	
101	GRANTED
13	DENIED

PETITION FOR REINSTATEMENT OF REVOKED/SURRENDERED LICENSE/REGISTRATION/CERTIFICATE	
54	GRANTED
2	- LICENSE ISSUED WITH NO RESTRICTIONS
0	- LICENSE ISSUED AND PLACED ON PROBATION
52	- LICENSE ISSUED AND PLACED ON PROBATION WITH PRECEDENT CONDITION
0	- OTHER DECISION
18	DENIED

ADMINISTRATIVE/CRIMINAL COST RECOVERY	
\$2,793,668.65	ADMINISTRATIVE COST RECOVERY ORDERED
\$4,876.25	- ORDERED WITH REVOKED/SURRENDERED DECISION
\$2,788,792.40	- ORDERED WITH ALL OTHER DECISIONS
\$2,066,424.94	ADMINISTRATIVE COST RECOVERY COLLECTED
0	CRIMINAL COST RECOVERY ORDERED
0	CRIMINAL COST RECOVERY COLLECTED

RESTITUTION TO CONSUMERS/REFUNDS/SAVINGS	
N/A	RESTITUTION ORDERED
N/A	AMOUNT REFUNDED
N/A	REWORK AT NO CHARGE
N/A	ADJUSTMENTS/RETURNS/EXCHANGES
N/A	TOTAL SAVINGS ACHIEVED FOR CONSUMERS

SUBSTANCE ABUSING LICENSEES	
353	PROBATIONERS SUBJECT TO DRUG TESTING
10,561	DRUG TESTS ORDERED
1,517	POSITIVE DRUG TESTS

APPLICANT ACTION	
232	LICENSE APPLICATION DENIED (NO APPEAL)
33	STATEMENTS OF ISSUES FILED
0	LICENSE DENIED (STATEMENT OF ISSUES GRANTED)
0	LICENSE ISSUED WITH PROBATION OR PROBATIONARY LICENSE ISSUED
0	LICENSE GRANTED (STATEMENT OF ISSUES DENIED)
1	LICENSE ISSUED WITH A PUBLIC LETTER OF REPRIMAND
4	STATEMENT OF ISSUES WITHDRAWN



RESPIRATORY CARE BOARD OF CALIFORNIA

Licenses and regulates respiratory care practitioners.

www.rcb.ca.gov

Staff: 16.4 civil servant positions, 1 exempt

Licenses, Registrations, Certificates, and Permits: 21,324

Board Membership: 4 public representatives, 4 licensees, 1 licensed physician and surgeon

Board Leadership:

Christine Molina

Executive Officer

christine.molina@dca.ca.gov

Laws and Regulations:

Business and Professions Code section 3700–3779

California Code of Regulations, title 16, section 1399.300–1399.395

Sunset Review:

Last review: 2022 | Next review: 2026

BOARD HIGHLIGHTS

RECIPROCITY

Pursuant to Business and Professions Code section 3735, the Board recognizes and accepts the National Board for Respiratory Care’s registered respiratory therapist credential in lieu of passage of the state licensing examinations. However, education requirements must also be met and background checks performed prior to license issuance. Further, verification of licensure, including discipline history, is required from each state where the applicant has been licensed.

ACCOMPLISHMENTS

Consumer Protection

The Board sponsored SB 1451 (Ashby, 2024) to carve out an exemption authorizing licensed vocational nurses, with specified training, to perform tasks beyond basic respiratory tasks in the home and in community-based settings, ensuring consumers continue to have access to respiratory care in all settings, while minimizing the risks in the quality of respiratory care provided.

Updates to Continuing Education Regulations

The Board revised its continuing education (CE) framework and format requirements to align with its most recent workforce study and strategic plan. The updated framework addresses the need for live and interactive continuing education. These formats ensure licensees have the most current information relevant to their profession as well as foster leadership and the sharing

RESPIRATORY CARE BOARD OF CALIFORNIA

of information among licensees. The updated framework also addresses the need to encourage and develop skills and knowledge in leadership to fill the expected gap in management attrition.

Following promulgation of the new CE regulations, RCB initiated an outreach campaign to notify licensees of the new requirements and implementation schedule. This campaign included the development of a booklet entitled “New Continuing Education Requirements for California Licensed Respiratory Care Practitioners,” which is published online and is disseminated with all license renewal applications.

Updates to Licensing

The Board’s Professional Qualifications Committee (PQC) is responsible for monitoring various education criteria and requirements for licensure, taking into consideration new developments in technology, managed care, and current activity in the healthcare industry. The PQC continued its efforts toward ensuring education requirements meet the demand of the respiratory care field by conducting a survey from April 9 to May 31, 2024, to gather opinions on practice standards and education requirements to better understand the perspectives within the respiratory care community to guide future decision-making. The survey responses are currently being analyzed and a full report documenting the findings is projected to be available later this year.

Beginning August 2023, the Board, in collaboration with DCA’s Office of Information Services (OIS), began displaying deficiencies visible to each online applicant via their BreZE account to streamline communication and provide real time status updates. This new functionality should result in fewer inquiries from applicants regarding the status of their application and the deficiencies needed to be met.

In August 2023, the Board also reengineered processes and began digitizing all new application files to make all documents accessible electronically. This change makes documents easier to retrieve and saves the amount of physical space licensing files occupy.

NEW LEGISLATION

SB 1451 (Ashby, Chapter 481, Statutes of 2024), among other things, authorizes licensed vocational nurses with required training, to perform respiratory care services in certain home and community-based settings, as identified by the Board. This bill makes these provisions operative on January 1, 2028, and extends the operative dates implemented by SB 1436 to January 1, 2028.

LICENSE REQUIREMENTS*

LICENSE REQUIREMENTS	Y/N
CONTINUING EDUCATION/COMPETENCY	Y
DEGREE/PROFESSIONAL SCHOOLING	Y
EXAMINATION	Y
FINGERPRINT REQUIREMENT	Y
QUALIFYING EXPERIENCE (MAY INCLUDE EDUCATION)	Y

* Refer to the laws and regulations for details.

FEES*

LICENSE TYPE	ACTUAL FEE	STATUTORY LIMIT
APPLICATION FEE	\$300.00	\$300.00
EXAMINATION FEE	\$190.00–\$390.00	ACTUAL COST
RENEWAL FEE	\$330.00	\$330.00

* Additional fees may be required. Refer to the laws and regulations for details.

SUMMARY OF LICENSING ACTIVITY

INITIAL LICENSES/REGISTRATIONS/CERTIFICATES/PERMITS*			
LICENSE TYPE	APPLICATIONS RECEIVED	ISSUED	RENEWED
RESPIRATORY CARE PRACTITIONER	1,487	1,369	10,126
TOTAL	1,487	1,369	10,126

LICENSING POPULATION BY TYPE					
LICENSE TYPE	ACTIVE LICENSES/ REGISTRATIONS/ CERTIFICATES/ PERMITS	DELINQUENT/ EXPIRED	RETIRED	INACTIVE	OTHER
RESPIRATORY CARE PRACTITIONER	21,324	2,769	1,375	890	6
TOTAL	21,324	2,769	1,375	890	6

RENEWAL AND CONTINUING EDUCATION (CE)		
LICENSE TYPE	FREQUENCY OF RENEWAL	NUMBER OF CE HOURS REQUIRED EACH CYCLE
RESPIRATORY CARE PRACTITIONER	EVERY 2 YEARS	30

EXAMINATION RESULTS				
LICENSE TYPE	EXAM DESCRIPTION	% PASS	% FAIL	TOTAL NUMBER CANDIDATES
RESPIRATORY CARE PRACTITIONER	CLINICAL SIMULATION EXAMINATION	68%	32%	1,096
RESPIRATORY CARE PRACTITIONER	THERAPIST MULTIPLE CHOICE EXAMINATION	81%	19%	1,142

RESPIRATORY CARE BOARD OF CALIFORNIA

SUMMARY OF ENFORCEMENT ACTIVITY

COMPLAINTS—INTAKE	
647	RECEIVED
54	CLOSED WITHOUT REFERRAL FOR INVESTIGATION
591	REFERRED FOR INVESTIGATION
2	PENDING

INVESTIGATIONS	
591	OPENED
686	CLOSED
71	PENDING

ENFORCEMENT AGING—COMPLETED INTAKE AND INVESTIGATIONS	
579	UP TO 90 DAYS
55	91 TO 180 DAYS
33	181 DAYS TO 1 YEAR
19	1 TO 2 YEARS
0	2 TO 3 YEARS
0	OVER 3 YEARS
1	AVERAGE NUMBER OF DAYS FROM RECEIPT OF COMPLAINT TO ASSIGNMENT OF INVESTIGATOR
54	AVERAGE NUMBER OF DAYS FOR ALL INVESTIGATION OUTCOMES (FROM START OF INVESTIGATION TO REFERRAL FOR PROSECUTION OR CASE CLOSURE WITHOUT REFERRAL FOR PROSECUTION)
54	AVERAGE NUMBER OF DAYS FROM RECEIPT OF COMPLAINT TO REFERRAL FOR ACTION/PROSECUTION OR CASE CLOSURE WITHOUT REFERRAL FOR ACTION/PROSECUTION

INSPECTIONS	
0	CONDUCTED
0	CITATIONS ISSUED
0	DISCIPLINARY ACTION TAKEN

CITATIONS AND FINES	
0	ISSUED WITHOUT A FINE
53	ISSUED WITH A FINE
1	WITHDRAWN/DISMISSED/REDUCED/MODIFIED
58	AVERAGE NUMBER OF DAYS TO ISSUE A CITATION
0	ADMINISTRATIVE FINES

TOTAL AMOUNT OF FINES	
\$39,122.50	ASSESSED
\$615.00	WITHDRAWN/DISMISSED/REDUCED
\$46,692.40	COLLECTED

CRIMINAL/CIVIL ACTIONS	
0	REFERRALS FOR CRIMINAL/CIVIL ACTION
0	CRIMINAL ACTIONS FILED
0	CIVIL ACTIONS FILED

OFFICE OF THE ATTORNEY GENERAL/INHOUSE/DISCIPLINARY ACTIONS	
32	CASES OPENED/INITIATED
39	CASES CLOSED
8	- CONSOLIDATED CASES CLOSED
8	CASES PENDING - AG PRE-FILING
16	CASES PENDING - AG POST-FILING

ENFORCEMENT AGING – COMPLETED ATTORNEY GENERAL AND INHOUSE CASES	
32	UP TO 1 YEAR
7	1 TO 2 YEARS
0	2 TO 3 YEARS
0	OVER 3 YEARS

FORMAL ACTIONS FILED/WITHDRAWN/DISMISSED	
10	RESTRAINING/RESTRICTION/SUSPENSION ORDERS SOUGHT
10	RESTRAINING/RESTRICTION/SUSPENSION ORDERS GRANTED
31	ACCUSATIONS FILED
2	PETITIONS TO REVOKE PROBATION AND ACCUSATIONS AND PETITIONS TO REVOKE PROBATION FILED
0	ACCUSATIONS WITHDRAWN/DISMISSED
0	PETITIONS TO REVOKE PROBATION AND ACCUSATIONS AND PETITIONS TO REVOKE PROBATION WITHDRAWN/DISMISSED

RESPIRATORY CARE BOARD OF CALIFORNIA

ADMINISTRATIVE OUTCOMES/FINAL ORDERS	
7	REVOCATION
2	SURRENDER OF LICENSE
4	PROBATION WITH SUSPENSION
0	SUSPENSION ONLY
17	PROBATION ONLY
1	PUBLIC REPRIMAND/PUBLIC REPROVAL/PUBLIC LETTER OF REPRIMAND
0	OTHER DECISIONS
31	TOTAL
254	AVERAGE NUMBER OF DAYS FROM CLOSURE OF INVESTIGATION TO IMPOSING FORMAL DISCIPLINE
413	AVERAGE NUMBER OF DAYS TO IMPOSE DISCIPLINE FROM RECEIPT OF COMPLAINT

PROBATION	
16	PROBATIONS COMPLETED
57	PROBATIONERS PENDING (CLOSE OF FY) (BOTH FACILITIES AND INDIVIDUALS)
7	CEASE PRACTICE ORDERS ISSUED

SUBSEQUENT DISCIPLINE	
0	PROBATIONS REVOKED
3	PROBATIONER'S LICENSE SURRENDERED
0	ADDITIONAL PROBATION WITH SUSPENSION
1	ADDITIONAL PROBATION
0	OTHER CONDITIONS ADDED ONLY
0	OTHER PROBATION OUTCOME

PETITION FOR MODIFICATION OR TERMINATION OF PROBATION	
4	GRANTED
0	DENIED

PETITION FOR REINSTATEMENT OF REVOKED/SURRENDERED LICENSE/REGISTRATION/CERTIFICATE	
2	GRANTED
2	- LICENSE ISSUED WITH NO RESTRICTIONS
0	- LICENSE ISSUED AND PLACED ON PROBATION
0	- LICENSE ISSUED AND PLACED ON PROBATION WITH PRECEDENT CONDITION
0	- OTHER DECISION
0	DENIED

ADMINISTRATIVE/CRIMINAL COST RECOVERY	
\$343,308.08	ADMINISTRATIVE COST RECOVERY ORDERED
\$133,393.50	- ORDERED WITH REVOKED/SURRENDERED DECISION
\$209,914.58	- ORDERED WITH ALL OTHER DECISIONS
\$174,332.74	ADMINISTRATIVE COST RECOVERY COLLECTED
0	CRIMINAL COST RECOVERY ORDERED
0	CRIMINAL COST RECOVERY COLLECTED

RESTITUTION TO CONSUMERS/REFUNDS/SAVINGS	
N/A	RESTITUTION ORDERED
N/A	AMOUNT REFUNDED
N/A	REWORK AT NO CHARGE
N/A	ADJUSTMENTS/RETURNS/EXCHANGES
N/A	TOTAL SAVINGS ACHIEVED FOR CONSUMERS

SUBSTANCE ABUSING LICENSEES	
26	PROBATIONERS SUBJECT TO DRUG TESTING
598	DRUG TESTS ORDERED
14	POSITIVE DRUG TESTS

APPLICANT ACTION	
0	LICENSE APPLICATION DENIED (NO APPEAL)
0	STATEMENTS OF ISSUES FILED
0	LICENSE DENIED (STATEMENT OF ISSUES GRANTED)
0	LICENSE ISSUED WITH PROBATION OR PROBATIONARY LICENSE ISSUED
0	LICENSE GRANTED (STATEMENT OF ISSUES DENIED)
0	LICENSE ISSUED WITH A PUBLIC LETTER OF REPRIMAND
0	STATEMENT OF ISSUES WITHDRAWN



BUREAU OF SECURITY AND INVESTIGATIVE SERVICES

Licenses and regulates security guards, proprietary private security employers and officers, private investigators, alarm companies and employees, locksmith companies and locksmiths, private patrol operators, and repossession agencies and their employees.

The Bureau also has jurisdiction over firearm and baton training facilities and their instructors.

www.bsis.ca.gov

Staff: 77.9 civil servant positions, 1 exempt

Licenses, Registrations, Certificates, and Permits: 523,891

Advisory Committee Membership:
6 public representatives, 7 industry representatives

Bureau Leadership:

Lynne Jensen <i>Chief</i> lynne.jensen@dca.ca.gov	Samuel Stodolski <i>Assistant Chief</i> samuel.stodolski@dca.ca.gov
--	--

Laws and Regulations:

Business and Professions Code section 6980–6981;
section 7500–7599.80

California Code of Regulations, title 16, section 600–645

Sunset Review:

Last review: 2024 | Next review: 2028

BUREAU HIGHLIGHTS

RECIPROCITY

The Bureau does not have reciprocity.

ACCOMPLISHMENTS

Sunset Review

The Bureau submitted its Sunset Review Report to the Assembly Business and Professions and the Senate Business, Professions and Economic Development Committees in January 2024. The Committees held the Bureau’s Sunset Review Hearing on March 11, 2024. SB 1454 (Ashby, Chapter 484, Statutes of 2024) reauthorizes the Bureau through January 1, 2029, mandates that private investigators use written contracts for services, reinstates citation authority for unlicensed reposessor activity, allows for licensure of tribes and tribal-owned businesses, and grants the Bureau the authority to issue administrative citations and fines to the professions under its regulatory authority.

Updates to Licensing

The Bureau implemented new legislation relating to licensure and training including AB 1244 (Holden, Chapter 571, Statutes of 2023) and AB 2515 (Holden, Chapter 287, Statutes of 2022), which updated training and permitting requirements across several Bureau-regulated professions.

Effective January 1, 2024, per AB 2515, baton permits are now issued directly from the Bureau rather than from the training facilities. This allowed the Bureau to implement permit expiration dates and to implement a continuing education mandate for baton permit holders, as the baton permits were previously a lifetime certification.

BUREAU OF SECURITY AND INVESTIGATIVE SERVICES

The Bureau brought its staff vacancy rate down to 8%, a historic low. This has allowed the Bureau to reduce response times for inquiries to the Bureau's general email inbox to an average of one to two business days. Additionally, the Bureau's paper renewal processing timeframes have gone down by 5%, and the online renewal processing timeframes have been reduced by 8%.

Updates to Enforcement

The Bureau's Complaint Resolution Unit (CRU) underwent a complete staffing change this past fiscal year, with six new staff and a new manager. The team contributed to achieving an average closure cycle time of 69 days, which comes in under the Bureau's target cycle time of 120 days for enforcement investigations. CRU continued to receive high ratings on consumer satisfaction surveys for the unit's performance and dedication to customer service. In addition, the CRU team obtained a total of \$97,428.79 in cost savings for consumers.

The Bureau created a collaborative team of Enforcement Unit management and staff to redesign and update the Law Enforcement Pocket Guide. As part of its outreach efforts, this pocket guide is provided to the law enforcement community for use in the field. The team developed a more comprehensive and informative booklet, titled the Law Enforcement Guide to Security Services (or LEGSS). This updated booklet has been distributed to law enforcement agencies and officers as of April 2024.

The Enforcement Unit also developed the Enforcement Unit Process Manual for complaint processing to be used by the Enforcement Unit's Associate Governmental Program Analysts. The manual is designed to maintain DCA's Performance Measure cycle time for enforcement investigations at 120 days or less.

NEW LEGISLATION

SB 1454 (Ashby, Chapter 484, Statutes of 2024) is the sunset bill for the Bureau. This bill extends the sunset date for the Bureau to January 1, 2029. It also makes other statutory changes in response to issues raised in the sunset review process, including adding federally recognized tribes to the list of entities that are exempt from licensure under the Proprietary Security Services Act, authorizing federally recognized tribes to seek licensure under the Private Security Services Act, and providing the Bureau with greater authority to combat unlicensed activity.

LICENSE REQUIREMENTS*

LICENSE REQUIREMENTS	Y/N
CONTINUING EDUCATION/COMPETENCY	Y
DEGREE/PROFESSIONAL SCHOOLING	Y
EXAMINATION	Y
FINGERPRINT REQUIREMENT	Y
QUALIFYING EXPERIENCE (MAY INCLUDE EDUCATION)	Y

* Applicable to specific license types. Refer to the laws and regulations for details.

FEES*

LICENSE TYPE	ACTUAL FEE	STATUTORY LIMIT
ALARM COMPANY BRANCH		
INITIAL APPLICATION FEE	\$250.00	\$275.00
RENEWAL FEE	\$150.00	\$165.00
ALARM COMPANY EMPLOYEE		
INITIAL APPLICATION FEE	\$55.00	\$60.00
RENEWAL FEE	\$40.00	\$44.00
ALARM COMPANY OPERATOR		
INITIAL APPLICATION FEE	\$370.00	\$407.00
INITIAL LICENSE FEE	\$600.00	\$660.00
RENEWAL FEE	\$750.00	\$825.00
ALARM COMPANY OPERATOR QUALIFIED MANAGER		
INITIAL APPLICATION AND EXAMINATION FEE	\$350.00	\$385.00
RENEWAL FEE	\$225.00	\$248.00
BATON PERMIT		
INITIAL APPLICATION FEE	\$60.00	\$66.00
RENEWAL FEE	N/A	N/A
FIREARM PERMIT		
INITIAL APPLICATION	\$100.00	\$110.00
RENEWAL FEE	\$80.00	\$88.00
LOCKSMITH COMPANY BRANCH OFFICE		
INITIAL APPLICATION FEE	\$250.00	\$275.00
RENEWAL FEE	\$150.00	\$165.00
LOCKSMITH COMPANY OPERATOR		
INITIAL APPLICATION FEE	\$250.00	\$275.00
INITIAL LICENSE FEE	\$250.00	\$275.00
RENEWAL FEE	\$500.00	\$550.00

BUREAU OF SECURITY AND INVESTIGATIVE SERVICES

LICENSE TYPE (CONTINUED)	ACTUAL FEE	STATUTORY LIMIT
LOCKSMITH EMPLOYEE		
INITIAL APPLICATION FEE	\$55.00	\$60.00
RENEWAL FEE	\$40.00	\$44.00
PRIVATE INVESTIGATOR		
INITIAL APPLICATION FEE	\$340.00	\$374.00
INITIAL LICENSE FEE	\$385.00	\$424.00
RENEWAL FEE	\$265.00	\$292.00
PRIVATE INVESTIGATOR BRANCH OFFICE		
INITIAL APPLICATION FEE	\$90.00	\$99.00
RENEWAL FEE	\$65.00	\$72.00
PRIVATE PATROL OPERATOR		
INITIAL APPLICATION AND EXAMINATION FEE	\$550.00	\$605.00
INITIAL LICENSE FEE	\$770.00	\$847.00
RENEWAL FEE	\$900.00	\$990.00
BRANCH OFFICE/INITIAL BRANCH FEE	\$250.00	\$275.00
BRANCH OFFICE/RENEWAL FEE	\$150.00	\$165.00
PROPRIETARY PRIVATE SECURITY OFFICER		
INITIAL APPLICATION FEE	\$55.00	\$60.00
RENEWAL FEE	\$40.00	\$44.00
PROPRIETARY PRIVATE SECURITY OFFICER EMPLOYER		
INITIAL APPLICATION FEE	\$350.00	\$385.00
RENEWAL FEE	\$350.00	\$385.00
REPOSSESSION AGENCY		
INITIAL LICENSE FEE	\$970.00	\$1,067.00
RENEWAL FEE	\$750.00	\$825.00
REPOSSESSION AGENCY EMPLOYEE		
INITIAL APPLICATION FEE	\$75.00	\$82.00
RENEWAL (FIRST RENEWAL AFTER 1 YEAR, THEN EVERY 2 YEARS)	\$40.00	\$44.00
REPOSSESSION AGENCY QUALIFIED MANAGER		
INITIAL APPLICATION AND EXAMINATION FEE	\$350.00	\$385.00
RENEWAL FEE	\$225.00	\$248.00
SECURITY GUARD		
INITIAL APPLICATION FEE	\$55.00	\$60.00
RENEWAL FEE	\$40.00	\$44.00
TRAINING FACILITY BATON		
INITIAL APPLICATION FEE	\$700.00	\$770.00
RENEWAL FEE	\$550.00	\$605.00

LICENSE TYPE (CONTINUED)	ACTUAL FEE	STATUTORY LIMIT
TRAINING FACILITY BATON INSTRUCTOR		
INITIAL APPLICATION FEE	\$350.00	\$385.00
RENEWAL FEE	\$275.00	\$303.00
TRAINING FACILITY FIREARM		
INITIAL APPLICATION FEE	\$800.00	\$880.00
RENEWAL FEE	\$750.00	\$825.00
TRAINING FACILITY FIREARM INSTRUCTOR		
INITIAL APPLICATION FEE	\$350.00	\$385.00
RENEWAL FEE	\$300.00	\$330.00

* Additional fees may be required. Refer to the laws and regulations for details.

SUMMARY OF LICENSING ACTIVITY

INITIAL LICENSES/REGISTRATIONS/CERTIFICATES/PERMITS			
LICENSE TYPE	APPLICATIONS RECEIVED	ISSUED	RENEWED
ALARM COMPANY BRANCH CERTIFICATE	9	5	130
ALARM COMPANY EMPLOYEE REGISTRATION	3,145	2,854	3,431
ALARM COMPANY OPERATOR LICENSE	142	45	715
ALARM COMPANY QUALIFIED MANAGER CERTIFICATE	131	37	798
BATON PERMIT	5,483	5,753	1,606
FIREARM PERMIT	9,586	8,777	14,867
LOCKSMITH COMPANY BRANCH OFFICE CERTIFICATE	4	0	13
LOCKSMITH COMPANY OPERATOR LICENSE	303	203	936
LOCKSMITH EMPLOYEE REGISTRATION	316	256	573
PRIVATE PATROL OPERATOR BRANCH CERTIFICATE	73	71	146
PRIVATE INVESTIGATOR BRANCH CERTIFICATE	7	4	49
PRIVATE INVESTIGATOR LICENSE	350	193	3,266
PRIVATE INVESTIGATOR QUALIFIED MANAGER CERTIFICATE	262	186	0
PRIVATE PATROL OPERATOR LICENSE	718	341	1,300
PRIVATE PATROL QUALIFIED MANAGER CERTIFICATE	477	305	0

BUREAU OF SECURITY AND INVESTIGATIVE SERVICES

INITIAL LICENSES/REGISTRATIONS/CERTIFICATES/PERMITS (CONTINUED)			
LICENSE TYPE	APPLICATIONS RECEIVED	ISSUED	RENEWED
PROPRIETARY PRIVATE SECURITY OFFICER EMPLOYER REGISTRATION	3,914	3,210	1,930
PROPRIETARY PRIVATE SECURITY OFFICER REGISTRATION	179	108	213
REPOSSESSION AGENCY EMPLOYEE LICENSE	207	183	204
REPOSSESSION AGENCY LICENSE	26	20	101
REPOSSESSION AGENCY QUALIFIED MANAGER CERTIFICATE	32	4	115
SECURITY GUARD REGISTRATION	82,547	74,459	94,905
TRAINING FACILITY BATON CERTIFICATE	23	20	65
TRAINING FACILITY BATON INSTRUCTOR CERTIFICATE	33	28	90
TRAINING FACILITY FIREARM CERTIFICATE	49	35	148
TRAINING FACILITY FIREARM INSTRUCTOR CERTIFICATE	137	92	302
TOTAL	108,153	97,189	125,903

* Baton permits became subject to expiration on January 1, 2024 and are now renewable.

APPLICATIONS FOR INITIAL EXAMINATION/RE-EXAMINATION				
LICENSE TYPE	EXAM TYPE	INITIAL APPLICATIONS FOR EXAMINATION RECEIVED	APPLICATIONS FOR RE-EXAMINATION RECEIVED	EXAMINATION APPLICATIONS APPROVED
ALARM COMPANY QUALIFIED MANAGER	ACQ Exam	131	43	108
PRIVATE INVESTIGATOR QUALIFIED MANAGER	PIQ Exam	262	113	371
PRIVATE PATROL QUALIFIED MANAGER	PPQ Exam	477	288	645
REPOSSESSOR AGENCY QUALIFIED MANAGER	RAQ Exam	32	6	15
TOTAL		902	450	1,139

LICENSING POPULATION BY TYPE					
LICENSE TYPE	ACTIVE LICENSES/ REGISTRATIONS/ CERTIFICATES/ PERMITS	DELINQUENT/ EXPIRED	RETIRED	INACTIVE	OTHER
ALARM COMPANY BRANCH	235	45	0	0	0
ALARM COMPANY EMPLOYEE	13,598	668	0	0	76
ALARM COMPANY OPERATOR	1,501	335	0	1	0
ALARM COMPANY QUALIFIED MANAGER	1,576	394	0	0	2
APPROVED TRAINER GUARD	347	0	0	0	0
APPROVED TRAINER PSO	141	0	0	0	0
BATON PERMIT	29,293	2,184	0	0	7
BSIS PRINCIPAL	48,230	0	0	0	0
FIREARM PERMIT	43,825	1,673	0	0	90
LOCKSMITH COMPANY	2,193	587	0	0	0
LOCKSMITH COMPANY BRANCH	32	44	0	0	0
LOCKSMITH EMPLOYEE	1,786	21	0	0	7
PRIVATE PATROL OPERATOR BRANCH	414	105	0	0	0
PRIVATE INVESTIGATOR	6,663	1,882	0	3	1
PRIVATE INVESTIGATOR BRANCH	123	72	0	0	0
PRIVATE INVESTIGATOR QUALIFIED MANAGER	18,753	0	0	0	0
PRIVATE PATROL OPERATOR	2,978	146	0	0	1
PRIVATE PATROL QUALIFIED MANAGER	8,613	0	0	0	0
PROPRIETARY PRIVATE SECURITY OFFICER	9,180	372	0	0	53
PROPRIETARY PRIVATE SECURITY OFFICER EMPLOYER	655	20	0	0	0
REPOSSESSOR AGENCY	210	178	0	0	0
REPOSSESSOR AGENCY EMPLOYEE	506	28	0	0	13
REPOSSESSOR AGENCY QUALIFIED MANAGER	220	73	0	0	1

BUREAU OF SECURITY AND INVESTIGATIVE SERVICES

LICENSING POPULATION BY TYPE (CONTINUED)

LICENSE TYPE	ACTIVE LICENSES/ REGISTRATIONS/ CERTIFICATES/ PERMITS	DELINQUENT/ EXPIRED	RETIRED	INACTIVE	OTHER
SECURITY GUARD	331,437	9,945	0	0	2,082
TRAINING FACILITY BATON	163	0	0	0	0
TRAINING FACILITY BATON INSTRUCTOR	212	2	0	1	0
TRAINING FACILITY FIREARM	342	0	0	0	0
TRAINING FACILITY FIREARM INSTRUCTOR	665	3	0	0	0
TOTAL	523,891	18,777	0	5	2,333

RENEWAL AND CONTINUING EDUCATION (CE) (CONTINUED)

LICENSE TYPE	FREQUENCY OF RENEWAL	NUMBER OF CE HOURS REQUIRED EACH CYCLE
ALARM COMPANY BRANCH	EVERY 2 YEARS	N/A
ALARM COMPANY EMPLOYEE	EVERY 2 YEARS	N/A
ALARM COMPANY OPERATOR	EVERY 2 YEARS	N/A
ALARM COMPANY QUALIFIED MANAGER	EVERY 2 YEARS	N/A
FIREARM PERMIT*	EVERY 2 YEARS	8
LOCKSMITH COMPANY	EVERY 2 YEARS	N/A
LOCKSMITH COMPANY BRANCH	EVERY 2 YEARS	N/A
LOCKSMITH EMPLOYEE	EVERY 2 YEARS	N/A
PRIVATE INVESTIGATOR	EVERY 2 YEARS	N/A
PRIVATE INVESTIGATOR BRANCH	EVERY 2 YEARS	N/A
PRIVATE PATROL OPERATOR	EVERY 2 YEARS	N/A
PRIVATE PATROL OPERATOR BRANCH	EVERY 2 YEARS	N/A
PROPRIETARY PRIVATE SECURITY OFFICER	EVERY 2 YEARS	4
PROPRIETARY PRIVATE SECURITY OFFICER EMPLOYER	EVERY 2 YEARS	N/A
REPOSSESSION AGENCY**	EVERY 2 YEARS	N/A
REPOSSESSION AGENCY EMPLOYEE**	EVERY 2 YEARS	N/A
REPOSSESSION AGENCY QUALIFIED MANAGER**	EVERY 2 YEARS	N/A
SECURITY GUARD	EVERY 2 YEARS	16
TRAINING FACILITY BATON	EVERY 2 YEARS	N/A

RENEWAL AND CONTINUING EDUCATION (CE) (CONTINUED)

LICENSE TYPE	FREQUENCY OF RENEWAL	NUMBER OF CE HOURS REQUIRED EACH CYCLE
TRAINING FACILITY FIREARM	EVERY 2 YEARS	N/A
TRAINING FACILITY BATON INSTRUCTOR	EVERY 2 YEARS	N/A
TRAINING FACILITY FIREARM INSTRUCTOR	EVERY 2 YEARS	N/A

* Includes four range qualifications and eight hours of continuing education.

** Initial renewal frequency is one year; thereafter, renewal is every two years.

EXAMINATION RESULTS

LICENSE TYPE	EXAM DESCRIPTION	% PASS	% FAIL	TOTAL NUMBER CANDIDATES
ALARM COMPANY QUALIFIED MANAGER	ACQ EXAM	51%	49%	41
FIREARMS PERMIT ASSESSMENT	FQ EXAM	87%	13%	11,137
PRIVATE INVESTIGATOR QUALIFIED MANAGER	PIQ EXAM	72%	28%	196
PRIVATE PATROL QUALIFIED MANAGER	PPQ EXAM	63%	37%	308
REPOSSESSOR AGENCY QUALIFIED MANAGER	RAQ EXAM	33%	67%	6

SUMMARY OF ENFORCEMENT ACTIVITY

COMPLAINTS—INTAKE

8,508	RECEIVED
286	CLOSED WITHOUT REFERRAL FOR INVESTIGATION
8,364	REFERRED FOR INVESTIGATION
167	PENDING

INVESTIGATIONS

8,364	OPENED
8,070	CLOSED
1,658	PENDING

BUREAU OF SECURITY AND INVESTIGATIVE SERVICES

ENFORCEMENT AGING—COMPLETED INTAKE AND INVESTIGATIONS

6,546	UP TO 90 DAYS
778	91 TO 180 DAYS
428	181 DAYS TO 1 YEAR
276	1 TO 2 YEARS
35	2 TO 3 YEARS
7	OVER 3 YEARS
7	AVERAGE NUMBER OF DAYS FROM RECEIPT OF COMPLAINT TO ASSIGNMENT OF INVESTIGATOR
64	AVERAGE NUMBER OF DAYS FOR ALL INVESTIGATION OUTCOMES (FROM START OF INVESTIGATION TO REFERRAL FOR PROSECUTION OR CASE CLOSURE WITHOUT REFERRAL FOR PROSECUTION)
69	AVERAGE NUMBER OF DAYS FROM RECEIPT OF COMPLAINT TO REFERRAL FOR ACTION/PROSECUTION OR CASE CLOSURE WITHOUT REFERRAL FOR ACTION/PROSECUTION

INSPECTIONS

196	CONDUCTED
9	CITATIONS ISSUED
0	DISCIPLINARY ACTION TAKEN

CITATIONS AND FINES

0	ISSUED WITHOUT A FINE
113	ISSUED WITH A FINE
15	WITHDRAWN/DISMISSED/REDUCED/MODIFIED
254	AVERAGE NUMBER OF DAYS TO ISSUE A CITATION
0	ADMINISTRATIVE FINES

TOTAL AMOUNT OF FINES

\$273,020.00	ASSESSED
\$31,850.00	WITHDRAWN/DISMISSED/REDUCED
\$178,363.00	COLLECTED

CRIMINAL/CIVIL ACTIONS

1	REFERRALS FOR CRIMINAL/CIVIL ACTION
1	CRIMINAL ACTIONS FILED
6	CIVIL ACTIONS FILED

OFFICE OF THE ATTORNEY GENERAL/INHOUSE/DISCIPLINARY ACTIONS

1,096	CASES OPENED/INITIATED
1,183	CASES CLOSED
2	- CONSOLIDATED CASES CLOSED
18	CASES PENDING - AG PRE-FILING
28	CASES PENDING - AG POST-FILING

ENFORCEMENT AGING – COMPLETED ATTORNEY GENERAL AND INHOUSE CASES

1,152	UP TO 1 YEAR
24	1 TO 2 YEARS
6	2 TO 3 YEARS
1	OVER 3 YEARS

FORMAL ACTIONS FILED/WITHDRAWN/DISMISSED

32	RESTRAINING/RESTRICTION/SUSPENSION ORDERS SOUGHT
6	RESTRAINING/RESTRICTION/SUSPENSION ORDERS GRANTED
13	ACCUSATIONS FILED
1	PETITIONS TO REVOKE PROBATION AND ACCUSATIONS AND PETITIONS TO REVOKE PROBATION FILED
0	ACCUSATIONS WITHDRAWN/DISMISSED
0	PETITIONS TO REVOKE PROBATION AND ACCUSATIONS AND PETITIONS TO REVOKE PROBATION WITHDRAWN/DISMISSED

AUTOMATIC SUSPENSION - FOR BSIS ONLY

315	AUTOMATIC SUSPENSION
-----	----------------------

ADMINISTRATIVE OUTCOMES/FINAL ORDERS

91	REVOCATION
11	SURRENDER OF LICENSE
9	PROBATION WITH SUSPENSION
0	SUSPENSION ONLY
13	PROBATION ONLY
1	PUBLIC REPRIMAND/PUBLIC REPROVAL/PUBLIC LETTER OF REPRIMAND
0	OTHER DECISIONS
125	TOTAL
149	AVERAGE NUMBER OF DAYS FROM CLOSURE OF INVESTIGATION TO IMPOSING FORMAL DISCIPLINE
290	AVERAGE NUMBER OF DAYS TO IMPOSE DISCIPLINE FROM RECEIPT OF COMPLAINT

BUREAU OF SECURITY AND INVESTIGATIVE SERVICES

PROBATION	
24	PROBATIONS COMPLETED
95	PROBATIONERS PENDING (CLOSE OF FY) (BOTH FACILITIES AND INDIVIDUALS)
0	CEASE PRACTICE ORDERS ISSUED

SUBSEQUENT DISCIPLINE	
0	PROBATIONS REVOKED
0	PROBATIONER'S LICENSE SURRENDERED
0	ADDITIONAL PROBATION WITH SUSPENSION
0	ADDITIONAL PROBATION
0	OTHER CONDITIONS ADDED ONLY
0	OTHER PROBATION OUTCOME

PETITION FOR MODIFICATION OR TERMINATION OF PROBATION	
1	GRANTED
0	DENIED

PETITION FOR REINSTATEMENT OF REVOKED/SURRENDERED LICENSE/REGISTRATION/CERTIFICATE	
0	GRANTED
0	- LICENSE ISSUED WITH NO RESTRICTIONS
0	- LICENSE ISSUED AND PLACED ON PROBATION
0	- LICENSE ISSUED AND PLACED ON PROBATION WITH PRECEDENT CONDITION
0	- OTHER DECISION
0	DENIED

ADMINISTRATIVE/CRIMINAL COST RECOVERY	
\$188,966.46	ADMINISTRATIVE COST RECOVERY ORDERED
\$83,024.26	- ORDERED WITH REVOKED/SURRENDERED DECISION
\$105,942.20	- ORDERED WITH ALL OTHER DECISIONS
\$43,816.66	ADMINISTRATIVE COST RECOVERY COLLECTED
0	CRIMINAL COST RECOVERY ORDERED
0	CRIMINAL COST RECOVERY COLLECTED

RESTITUTION TO CONSUMERS/REFUNDS/SAVINGS	
\$0.00	RESTITUTION ORDERED
\$25,894.65	AMOUNT REFUNDED
\$3,652.76	REWORK AT NO CHARGE
\$67,881.38	ADJUSTMENTS/RETURNS/EXCHANGES
\$97,428.79	TOTAL SAVINGS ACHIEVED FOR CONSUMERS

SUBSTANCE ABUSING LICENSEES	
2	PROBATIONERS SUBJECT TO DRUG TESTING
4	DRUG TESTS ORDERED
1	POSITIVE DRUG TESTS

APPLICANT ACTION	
2,715	LICENSE APPLICATION DENIED (NO APPEAL)
19	STATEMENTS OF ISSUES FILED
16	LICENSE DENIED (STATEMENT OF ISSUES GRANTED)
4	LICENSE ISSUED WITH PROBATION OR PROBATIONARY LICENSE ISSUED
1	LICENSE GRANTED (STATEMENT OF ISSUES DENIED)
0	LICENSE ISSUED WITH A PUBLIC LETTER OF REPRIMAND
5	STATEMENT OF ISSUES WITHDRAWN



SPEECH-LANGUAGE PATHOLOGY AND AUDIOLOGY AND HEARING AID DISPENSERS BOARD

Licenses and regulates speech-language pathology assistants, audiologists, and hearing aid dispensers.

www.speechandhearing.ca.gov

Staff: 13.6 civil servant positions, 1 exempt

Licenses, Registrations, Certificates, and Permits: 31,686

Board Membership: 3 public representatives, 6 licensees

Board Leadership:

Cherise Burns

Executive Officer

cherise.burns@dca.ca.gov

Laws and Regulations:

Business and Professions Code section 2530–2539.14

California Code of Regulations, title 16, section 1399.100–1399.144

California Code of Regulations, title 16, section 1399.150–1399.199.14

Sunset Review:

Last review: 2022 | Next review: 2026

BOARD HIGHLIGHTS

RECIPROCITY

The Board does not have reciprocity.

ACCOMPLISHMENTS

Technological Advancements

In February 2023, the Board completed its Apply Simply! licensing project, part of DCA's Business Modernization (BizMod) Initiative. In total, the Board launched 29 application workflows that support the various qualification methods and online payment for the Board's 13 license types.

After one full year of implementation of Apply Simply!, the Board has seen an average reduction of 48% in processing times for licensing applications compared to pre-implementation.

Board Leadership

At the annual election held in December 2023, the Board elected Gilda Dominguez, M.S., CCC-SLP as the new chair and elected Amy White, Au.D. as the new vice chair.

Outreach and Communications

The Board participated in multiple outreach events, providing opportunities to inform stakeholders of the statutes and regulations impacting the profession and the Board's mission of consumer protection.

In August 2023, the Board met with California Speech Language Hearing Association (CSHA) leadership to discuss questions and concerns from their members around the state.

SPEECH-LANGUAGE PATHOLOGY AND AUDIOLOGY AND HEARING AID DISPENSERS BOARD

In April 2024, the Board made a presentation at the California Council of Academic Programs in Communication Sciences and Disorders (CAPCSD) meeting and participated in quarterly meetings.

In May 2024, the Board met with California Academy of Audiology (CAA) leadership to discuss strategies to communicate with membership.

Regulations

The Board was able to promulgate two regulatory packages through the formal rulemaking process with the Office of Administrative Law (OAL). These regulations included language that enhances the supervision requirements for newly licensed Speech-Language Pathology Assistants (SLPAs) and allows telesupervision to be used for direct supervision of SLPAs when it does not involve medically fragile patients. Also included in these regulations were updates to requirements for Board-approved SLPA programs at community colleges and an increase in the number of hours of supervised fieldwork required for licensure as an SLPA.

NEW LEGISLATION

There was no enacted legislation solely related to the Board.

LICENSE REQUIREMENTS*

LICENSE REQUIREMENTS	Y/N
CONTINUING EDUCATION/COMPETENCY	Y
DEGREE/PROFESSIONAL SCHOOLING	Y
EXAMINATION	Y
FINGERPRINT REQUIREMENT	Y
QUALIFYING EXPERIENCE (MAY INCLUDE EDUCATION)	Y

* Applicable to specific license types. Refer to the laws and regulations for details.

FEES*

LICENSE TYPE	ACTUAL FEE	STATUTORY LIMIT
AIDE (AUDIOLOGY OR SPEECH-LANGUAGE PATHOLOGY)	\$30.00	\$30.00
AUDIOLOGIST		
INITIAL APPLICATION AND LICENSE	\$150.00	\$150.00
RENEWAL	\$110.00	\$150.00
BRANCH LICENSE		
INITIAL APPLICATION	\$25.00	\$25.00
RENEWAL	\$25.00	\$25.00
CONTINUING EDUCATION COURSE		
APPROVAL	\$50.00	\$50.00
CONTINUING PROFESSIONAL DEVELOPMENT		
PROVIDER	\$200.00	\$200.00
RENEWAL FEE	\$200.00	\$200.00
DISPENSING AUDIOLOGIST		
INITIAL APPLICATION AND LICENSE	\$280.00	\$280.00
RENEWAL	\$280.00	\$280.00
HEARING AID DISPENSER		
INITIAL APPLICATION	\$75.00	\$75.00
RENEWAL	\$280.00	\$280.00
TEMPORARY LICENSE (INITIAL APPLICATION)	\$175.00	\$175.00
WRITTEN EXAMINATION FEE	\$225.00	ACTUAL COST
PRACTICAL EXAMINATION FEE	\$500.00	ACTUAL COST
HEARING AID DISPENSER TRAINEE		
INITIAL APPLICATION	\$175.00	\$175.00
RENEWAL—MAY BE RENEWED TWICE	\$100.00	\$100.00
REQUIRED PROFESSIONAL EXPERIENCE TEMPORARY LICENSE		
EXTENSION APPLICATION	\$35.00	\$35.00
INITIAL APPLICATION AND TEMPORARY LICENSE	\$35.00	\$35.00
SPEECH-LANGUAGE PATHOLOGIST		
INITIAL APPLICATION AND LICENSE	\$150.00	\$150.00
RENEWAL	\$50.00	\$150.00
SPEECH-LANGUAGE PATHOLOGY ASSISTANT		
INITIAL APPLICATION AND REGISTRATION	\$100.00	\$100.00
RENEWAL	\$75.00	\$150.00

* Additional fees may be required. Refer to the laws and regulations for details.

SPEECH-LANGUAGE PATHOLOGY AND AUDIOLOGY AND HEARING AID DISPENSERS BOARD

SUMMARY OF LICENSING ACTIVITY

INITIAL LICENSES/REGISTRATIONS/CERTIFICATES/PERMITS			
LICENSE TYPE	APPLICATIONS RECEIVED	ISSUED	RENEWED
AUDIOLOGIST	128	89	258
BRANCH OFFICE LICENSE	226	256	482
CONTINUING PROFESSIONAL DEVELOPMENT PROVIDER	32	29	53
DISPENSING AUDIOLOGIST LICENSE*	54	33	1,168
HEARING AID DISPENSER-TEMPORARY	15	13	0
HEARING AID DISPENSER-TRAINEE	169	173	207
PERMANENT HEARING AID LICENSE*	112	145	1,039
REQUIRED PROFESSIONAL EXPERIENCE	1,415	1,469	0
SPEECH PATHOLOGIST	1,937	2,129	9,714
SPEECH-LANGUAGE PATHOLOGY AND AUDIOLOGY AIDE	85	60	0
SPEECH-LANGUAGE PATHOLOGY ASSISTANT	886	914	2,002
TEMPORARY SPEECH-LANGUAGE PATHOLOGY LICENSE	9	4	0
TEMP-SPEECH PATHOLOGIST	9	6	0
TEMP-SPEECH-LANGUAGE PATHOLOGY ASSISTANT	2	2	0
TOTAL	5,079	5,322	14,923

* The Applications Received count for the Permanent Hearing Aid License includes applications received for the Permanent Hearing Aid License AND the Dispensing Audiologist License.

APPLICATIONS FOR INITIAL EXAMINATION/RE-EXAMINATION				
LICENSE TYPE	EXAM TYPE	INITIAL APPLICATIONS FOR EXAMINATION RECEIVED	APPLICATIONS FOR RE-EXAMINATION RECEIVED	EXAMINATION APPLICATIONS APPROVED
HEARING AID DISPENSER	PERMANENT HEARING AID LICENSE WRITTEN	275	121	396
HEARING AID DISPENSER	PERMANENT HEARING AID LICENSE PRACTICAL	207	124	331
TOTAL		482	245	727

LICENSING POPULATION BY TYPE					
LICENSE TYPE	ACTIVE LICENSES/ REGISTRATIONS/ CERTIFICATES/ PERMITS	DELINQUENT/ EXPIRED	RETIRED	INACTIVE	OTHER
AUDIOLOGIST	533	197	0	30	0
BRANCH OFFICE	523	620	0	0	0
CONTINUING PROFESSIONAL DEVELOPMENT PROVIDER	147	8	0	0	0
DISPENSING AUDIOLOGIST LICENSE	1,191	213	0	32	0
HEARING AID DISPENSER	1,118	248	0	14	0
HEARING AID DISPENSER-TEMPORARY	13	53	0	0	0
HEARING AID DISPENSER-TRAINEE	161	146	0	0	0
REQUIRED PROFESSIONAL EXPERIENCE	1,631	659	0	0	0
SPEECH PATHOLOGIST	21,290	4,342	0	452	0
SPEECH-LANGUAGE PATHOLOGY AND AUDIOLOGY AIDE	109	227	0	0	1
SPEECH-LANGUAGE PATHOLOGY ASSISTANT	4,963	1,334	0	124	1
TEMP-SPEECH PATHOLOGIST	4	0	0	0	0
TEMP-SPEECH-LANGUAGE PATHOLOGY ASSISTANT	2	0	0	0	0
TEMPORARY AUDIOLOGY LICENSE	0	7	0	0	0
TEMPORARY SPEECH-LANGUAGE PATHOLOGY LICENSE	1	4	0	0	0
TOTAL	31,686	8,058	0	652	2

SPEECH-LANGUAGE PATHOLOGY AND AUDIOLOGY AND HEARING AID DISPENSERS BOARD

RENEWAL AND CONTINUING EDUCATION (CE)		
LICENSE TYPE	FREQUENCY OF RENEWAL	NUMBER OF CE HOURS REQUIRED EACH CYCLE
AUDIOLOGIST	EVERY 2 YEARS	24
BRANCH*	EVERY YEAR	N/A
DISPENSING AUDIOLOGIST	EVERY YEAR	12
HEARING AID DISPENSER	EVERY YEAR	12
HEARING AID DISPENSER TRAINEE TEMPORARY*	MAX. TWICE, 6 MONTHS EACH	N/A
PROFESSIONAL DEVELOPMENT PROVIDER*	EVERY 2 YEARS	N/A
SPEECH-LANGUAGE PATHOLOGIST	EVERY 2 YEARS	24
SPEECH-LANGUAGE PATHOLOGY ASSISTANT	EVERY 2 YEARS	12

* There are no continuing education requirements for this license type.

EXAMINATION RESULTS				
LICENSE TYPE	EXAM DESCRIPTION	% PASS	% FAIL	TOTAL NUMBER CANDIDATES
HEARING AID DISPENSER/ DISPENSING AUDIOLOGIST LICENSE	HEARING AID DISPENSERS PRACTICAL EXAMINATION	68%	32%	313
HEARING AID DISPENSER/ DISPENSING AUDIOLOGIST LICENSE	HEARING AID DISPENSERS WRITTEN EXAMINATION	66%	34%	269

SUMMARY OF ENFORCEMENT ACTIVITY

COMPLAINTS—INTAKE	
150	RECEIVED
0	CLOSED WITHOUT REFERRAL FOR INVESTIGATION
121	REFERRED FOR INVESTIGATION
4	PENDING

INVESTIGATIONS	
121	OPENED
120	CLOSED
171	PENDING

ENFORCEMENT AGING—COMPLETED INTAKE AND INVESTIGATIONS	
51	UP TO 90 DAYS
27	91 TO 180 DAYS
21	181 DAYS TO 1 YEAR
14	1 TO 2 YEARS
4	2 TO 3 YEARS
3	OVER 3 YEARS
5	AVERAGE NUMBER OF DAYS FROM RECEIPT OF COMPLAINT TO ASSIGNMENT OF INVESTIGATOR (START OF INVESTIGATION)
209	AVERAGE NUMBER OF DAYS FOR ALL INVESTIGATION OUTCOMES (FROM START OF INVESTIGATION TO REFERRAL FOR PROSECUTION OR CASE CLOSURE WITHOUT REFERRAL FOR PROSECUTION)
211	AVERAGE NUMBER OF DAYS FROM RECEIPT OF COMPLAINT TO REFERRAL FOR ACTION/PROSECUTION OR CASE CLOSURE WITHOUT REFERRAL FOR ACTION/PROSECUTION

INSPECTIONS	
0	CONDUCTED
0	CITATIONS ISSUED
0	DISCIPLINARY ACTION TAKEN

CITATIONS AND FINES	
0	ISSUED WITHOUT A FINE
3	ISSUED WITH A FINE
0	WITHDRAWN/DISMISSED/REDUCED
209	AVERAGE NUMBER OF DAYS TO ISSUE A CITATION (FROM COMPLAINT RECEIPT/INSPECTION CONDUCTED TO CITATION ISSUED)

TOTAL AMOUNT OF FINES	
\$4,500.00	ASSESSED
\$0.00	WITHDRAWN/DISMISSED/REDUCED
\$2,700.00	COLLECTED

CRIMINAL/CIVIL ACTIONS	
4	REFERRALS FOR CRIMINAL/CIVIL ACTION
0	CRIMINAL ACTIONS FILED
0	CIVIL ACTIONS FILED

SPEECH-LANGUAGE PATHOLOGY AND AUDIOLOGY AND HEARING AID DISPENSERS BOARD

OFFICE OF THE ATTORNEY GENERAL/INHOUSE/DISCIPLINARY ACTIONS	
6	CASES OPENED/INITIATED
2	CASES CLOSED
0	- CONSOLIDATED CASES CLOSED
3	CASES PENDING - AG PRE-FILING
14	CASES PENDING - AG POST-FILING

ENFORCEMENT AGING – COMPLETED ATTORNEY GENERAL AND INHOUSE CASES	
1	UP TO 1 YEAR
1	1 TO 2 YEARS
0	2 TO 3 YEARS
0	OVER 3 YEARS

FORMAL ACTIONS FILED/WITHDRAWN/DISMISSED	
0	RESTRAINING/RESTRICTION/SUSPENSION ORDERS SOUGHT
0	RESTRAINING/RESTRICTION/SUSPENSION ORDERS GRANTED
4	ACCUSATIONS FILED
5	PETITIONS TO REVOKE PROBATION AND ACCUSATIONS AND PETITIONS TO REVOKE PROBATION FILED
0	ACCUSATIONS WITHDRAWN/DISMISSED

ADMINISTRATIVE OUTCOMES/FINAL ORDERS	
0	REVOCATION
2	SURRENDER OF LICENSE
0	PROBATION WITH SUSPENSION
0	SUSPENSION ONLY
2	PROBATION ONLY
0	PUBLIC REPRIMAND/PUBLIC REPROVAL/PUBLIC LETTER OF REPRIMAND
0	OTHER DECISIONS
4	TOTAL
195	AVERAGE NUMBER OF DAYS FROM CLOSURE OF INVESTIGATION TO IMPOSING FORMAL DISCIPLINE
1,335	AVERAGE NUMBER OF DAYS TO IMPOSE DISCIPLINE FROM RECEIPT OF COMPLAINT

PROBATION	
6	PROBATIONS COMPLETED
17	PROBATIONERS PENDING (CLOSE OF FY) (BOTH FACILITIES AND INDIVIDUALS)
0	CEASE PRACTICE ORDERS ISSUED

SUBSEQUENT DISCIPLINE	
0	PROBATIONS REVOKED
3	PROBATIONER'S LICENSE SURRENDERED
0	ADDITIONAL PROBATION WITH SUSPENSION
0	ADDITIONAL PROBATION ONLY
0	OTHER CONDITIONS ADDED ONLY
0	OTHER PROBATION OUTCOME

PETITION FOR MODIFICATION OR TERMINATION OF PROBATION	
0	GRANTED
0	DENIED

PETITION FOR REINSTATEMENT OF REVOKED/SURRENDERED LICENSE/REGISTRATION/CERTIFICATE	
0	GRANTED
0	- LICENSE ISSUED WITH NO RESTRICTIONS
0	- LICENSE ISSUED AND PLACED ON PROBATION
0	- LICENSE ISSUED AND PLACED ON PROBATION WITH PRECEDENT CONDITION
0	- OTHER DECISION
0	DENIED

ADMINISTRATIVE/CRIMINAL COST RECOVERY	
\$0.00	ADMINISTRATIVE COST RECOVERY ORDERED
\$0.00	- ORDERED WITH REVOKED/SURRENDERED DECISION
\$0.00	- ORDERED WITH ALL OTHER DECISIONS
\$16,220.06	ADMINISTRATIVE COST RECOVERY COLLECTED
0	CRIMINAL COST RECOVERY ORDERED
0	CRIMINAL COST RECOVERY COLLECTED

SPEECH-LANGUAGE PATHOLOGY AND AUDIOLOGY AND HEARING AID DISPENSERS BOARD

RESTITUTION TO CONSUMERS/REFUNDS/SAVINGS	
\$0.00	RESTITUTION ORDERED
\$0.00	AMOUNT REFUNDED
\$0.00	REWORK AT NO CHARGE
\$0.00	ADJUSTMENTS/RETURNS/EXCHANGES
\$0.00	TOTAL SAVINGS ACHIEVED FOR CONSUMERS

SUBSTANCE ABUSING LICENSEES	
0	PROBATIONERS SUBJECT TO DRUG TESTING
0	DRUG TESTS ORDERED
0	POSITIVE DRUG TESTS

APPLICANT ACTION	
1	LICENSE APPLICATION DENIED (PRE-HEARING)
0	STATEMENTS OF ISSUES FILED
0	LICENSE DENIED (STATEMENT OF ISSUES GRANTED)
0	LICENSE ISSUED WITH PROBATION OR PROBATIONARY LICENSE ISSUED
0	LICENSE GRANTED (STATEMENT OF ISSUES DENIED)
0	LICENSE ISSUED WITH A PUBLIC LETTER OF REPRIMAND
0	STATEMENT OF ISSUES WITHDRAWN



STRUCTURAL PEST CONTROL BOARD

Licenses and regulates fumigators, pest control companies, pest management professionals, and structural pesticide applicators.

www.pestboard.ca.gov

Staff: 30.5 civil servant positions, 1 exempt

Licenses, Registrations, Certificates, and Permits: 23,088

Board Membership: 4 public representatives, 3 licensees

Board Leadership:

Sophia Azar

Executive Officer

sophia.azar@dca.ca.gov

Laws and Regulations:

Business and Professions Code section 8500–8697.4

California Code of Regulations, title 16, section 1900–1999.5

Sunset Review:

Last review: 2023 | Next review: 2027

BOARD HIGHLIGHTS

RECIPROCITY

The Board does not have reciprocity.

ACCOMPLISHMENTS

Technological Advancements

In its ongoing efforts to provide more efficient services to licensees and the public, the Board implemented a new online platform, Connect. As of May 2024, this platform allows for online completion of applications for examination, company registration, and branch office registration. The integration of online payments enhances accessibility, simplifies transactions, reduces processing times, minimizes administrative burdens, and reflects the Board's commitment to modernizing services and improving the user experience.

Organizational Effectiveness

The Board made significant strides in enhancing organizational effectiveness. This included reclassifying four SPCB specialists to special investigators. This strategic move resulted in positive outcomes for the Board and its stakeholders. By reclassifying the positions, the Board bolstered the investigative team with individuals possessing specialized skills and knowledge. Additionally, the reclassification provided significant opportunities for upward mobility within the Board. It allowed dedicated and experienced staff members to advance their careers, fostering a culture of growth and professional development. This not only boosts staff morale but also encourages a higher level of commitment and performance.

STRUCTURAL PEST CONTROL BOARD

Updates to Enforcement

The Board recognized the potential for enhancing the tracking and reporting of enforcement statistics to DCA, particularly in the areas of citations and convictions/subsequent arrest reports. To achieve this, the Board initiated a comprehensive overhaul of the entire tracking and reporting process. The significant changes implemented resulted in a marked improvement in the accuracy and efficiency of tracking enforcement statistics. The enhancement of data accuracy not only ensures compliance with reporting requirements, but also the ability to assess performance measures accurately.

Outreach and Communication

The Board made significant advancements in outreach and communication efforts this year, highlighted by the successful relaunch of the Structural Pest Information Newsletter (SPIN) in February 2024. This new communication channel offers significant benefits to both consumers and licensees, including enhanced information dissemination and increased consumer awareness.

In addition to the relaunch of SPIN, the Board has been proactive in providing hands-on training and support to industry professionals. In November 2023, in partnership with the Department of Pesticide Regulation (DPR), the Board held a Structural Regulatory Training in Northern California for County Agricultural Commissioner (CACs) employees who conduct structural pest control inspections or investigations. This comprehensive training program for county employees was designed to enhance skills and knowledge, ensuring they are well-equipped to enforce regulations and uphold the highest standards of structural pest control.

Studies Conducted

The Board concluded one research study in 2024, "Investigation of Rodenticide Pathways in an Urban System Through the Use of Isotopically Labelled Bait," conducted by Niamh Quinn Ph.D. at the University of California, Agriculture and Natural Resources (UCANR). This study investigated developing an isotopically labeled bait that can be detectable through multiple trophic levels. Such a bait will allow the tracing of exposure through the food chain. It will also help with the development of mitigation measures that are often proposed to limit exposure to rodenticides. The creation of such a product is critical for the development of data-driven mitigation measures and will allow for the testing of those already in place to assess whether they are effective at reducing exposure.

NEW LEGISLATION

SB 1451 (Ashby, Chapter 481, Statutes of 2024), among other things, eliminates the option for Board licensees to take a challenge examination in lieu of continuing education to renew a license.

LICENSE REQUIREMENTS*

LICENSE REQUIREMENTS	Y/N
CONTINUING EDUCATION/COMPETENCY	Y
DEGREE/PROFESSIONAL SCHOOLING	Y
EXAMINATION	Y
FINGERPRINT REQUIREMENT	Y
QUALIFYING EXPERIENCE (MAY INCLUDE EDUCATION)	Y

* Applicable to specific license types. Refer to the laws and regulations for details.

FEES*

LICENSE TYPE	ACTUAL FEE	STATUTORY LIMIT
APPLICATOR		
EXAMINATION	\$55.00	\$60.00
LICENSE	\$10.00	\$50.00
RENEWAL	\$10.00	\$50.00
BRANCH OFFICE		
REGISTRATION	\$60.00	\$60.00
FIELD REPRESENTATIVE		
EXAMINATION	\$50.00	\$75.00
LICENSE	\$30.00	\$45.00
RENEWAL	\$30.00	\$45.00
OPERATOR		
EXAMINATION	\$65.00	\$100.00
LICENSE	\$120.00	\$150.00
RENEWAL	\$120.00	\$150.00
PRINCIPAL		
REGISTRATION	\$120.00	\$120.00

* Additional fees may be required. Refer to the laws and regulations for details.

SUMMARY OF LICENSING ACTIVITY

INITIAL LICENSES/REGISTRATIONS/CERTIFICATES/PERMITS			
LICENSE TYPE	APPLICATIONS RECEIVED	ISSUED	RENEWED
APPLICATOR	1,479	1,368	975
FIELD REPRESENTATIVE	2,720	2,652	3,657
OPERATOR	267	249	1,456
TOTAL	4,466	4,269	6,088

STRUCTURAL PEST CONTROL BOARD

APPLICATIONS FOR INITIAL EXAMINATION/RE-EXAMINATION				
LICENSE TYPE	EXAM TYPE	INITIAL APPLICATIONS FOR EXAMINATION RECEIVED	APPLICATIONS FOR RE-EXAMINATION RECEIVED	EXAMINATION APPLICATIONS APPROVED
APPLICATOR	APPLICATOR EXAM	2,389	0	2,325
FIELD REPRESENTATIVE	FUMIGATION EXAM	80	0	70
FIELD REPRESENTATIVE	GENERAL PEST EXAM	3,626	0	3,599
FIELD REPRESENTATIVE	WOOD DESTROYING ORGANISM EXAM	1,268	0	1,211
OPERATOR	FUMIGATION EXAM	25	0	13
OPERATOR	GENERAL PEST EXAM	304	0	270
OPERATOR	WOOD DESTROYING ORGANISM EXAM	116	0	100
TOTAL		7,808	0	7,588

ASSOCIATED CERTIFICATIONS			
LICENSE TYPE	INITIAL APPLICATIONS RECEIVED	CERTIFICATIONS ISSUED	CERTIFICATION POPULATION
BRANCH OFFICE REGISTRATION	30	31	301
COMPANY REGISTRATION	257	274	1,927
TOTAL	287	305	2,228

LICENSING POPULATION BY TYPE					
LICENSE TYPE	ACTIVE LICENSES/ REGISTRATIONS/ CERTIFICATES/ PERMITS	DELINQUENT/ EXPIRED	RETIRED	INACTIVE	OTHER
FIELD REPRESENTATIVE	13,916	32	0	931	74
OPERATOR	3,702	13	0	326	5
REGISTERED APPLICATORS	5,470	21	0	800	68
TOTAL	23,088	66	0	2,057	147

RENEWAL AND CONTINUING EDUCATION (CE)		
LICENSE TYPE	FREQUENCY OF RENEWAL	NUMBER OF CE HOURS REQUIRED EACH CYCLE
APPLICATOR	EVERY 3 YEARS	12
FIELD REPRESENTATIVE (1 BRANCH)*	EVERY 3 YEARS	16
FIELD REPRESENTATIVE (2 BRANCHES)*	EVERY 3 YEARS	20
FIELD REPRESENTATIVE (3 BRANCHES)*	EVERY 3 YEARS	24
OPERATOR (1 BRANCH)	EVERY 3 YEARS	16
OPERATOR (2 BRANCHES)	EVERY 3 YEARS	20
OPERATOR (3 BRANCHES)	EVERY 3 YEARS	24

* Branch(es) refers to the number of branch(es) held in the license type, versus the specific branch number(s) the operator and/or field representative is licensed in and the work able to perform.

EXAMINATION RESULTS				
LICENSE TYPE	EXAM DESCRIPTION	% PASS	% FAIL	TOTAL NUMBER CANDIDATES
APPLICATOR	APPLICATOR EXAM	68%	32%	1,747
FIELD REPRESENTATIVE	FUMIGATION EXAM	57%	43%	35
FIELD REPRESENTATIVE	GENERAL PEST EXAM	82%	18%	2,631
FIELD REPRESENTATIVE	WOOD DESTROYING ORGANISM EXAM	58%	42%	724
OPERATOR	FUMIGATION EXAM	14%	86%	7
OPERATOR	GENERAL PEST EXAM	73%	27%	222
OPERATOR	WOOD DESTROYING ORGANISMS (WDO) EXAM	83%	18%	80

STRUCTURAL PEST CONTROL BOARD

SUMMARY OF ENFORCEMENT ACTIVITY

COMPLAINTS—INTAKE	
990	RECEIVED
216	CLOSED WITHOUT REFERRAL FOR INVESTIGATION
769	REFERRED FOR INVESTIGATION
5	PENDING

INVESTIGATIONS	
769	OPENED
662	CLOSED
215	PENDING

ENFORCEMENT AGING—COMPLETED INTAKE AND INVESTIGATIONS	
495	UP TO 90 DAYS
89	91 TO 180 DAYS
42	181 DAYS TO 1 YEAR
34	1 TO 2 YEARS
2	2 TO 3 YEARS
0	OVER 3 YEARS
3	AVERAGE NUMBER OF DAYS FROM RECEIPT OF COMPLAINT TO ASSIGNMENT OF INVESTIGATOR (START OF INVESTIGATION)
81	AVERAGE NUMBER OF DAYS FOR ALL INVESTIGATION OUTCOMES (FROM START OF INVESTIGATION TO REFERRAL FOR PROSECUTION OR CASE CLOSURE WITHOUT REFERRAL FOR PROSECUTION)
82	AVERAGE NUMBER OF DAYS FROM RECEIPT OF COMPLAINT TO REFERRAL FOR ACTION/PROSECUTION OR CASE CLOSURE WITHOUT REFERRAL FOR ACTION/PROSECUTION

INSPECTIONS	
75	CONDUCTED
47	CITATIONS ISSUED
0	DISCIPLINARY ACTION TAKEN

CITATIONS AND FINES	
9	ISSUED WITHOUT A FINE
187	ISSUED WITH A FINE
14	WITHDRAWN/DISMISSED/REDUCED
127	AVERAGE NUMBER OF DAYS TO ISSUE A CITATION (FROM COMPLAINT RECEIPT/INSPECTION CONDUCTED TO CITATION ISSUED)

TOTAL AMOUNT OF FINES	
\$178,305.00	ASSESSED
\$9,200.00	WITHDRAWN/DISMISSED/REDUCED
\$120,251.00	COLLECTED

CITATIONS ISSUED BY COUNTY AGRICULTURE COMMISSIONERS	
1	ISSUED WITHOUT A FINE
259	CITATIONS ISSUED WITH A FINE
\$103,350.00	COLLECTED

CRIMINAL/CIVIL ACTIONS	
1	REFERRALS FOR CRIMINAL/CIVIL ACTION
1	CRIMINAL ACTIONS FILED
0	CIVIL ACTIONS FILED

OFFICE OF THE ATTORNEY GENERAL/INHOUSE/DISCIPLINARY ACTIONS	
20	CASES OPENED/INITIATED
11	CASES CLOSED
0	- CONSOLIDATED CASES CLOSED
3	CASES PENDING - AG PRE-FILING
17	CASES PENDING - AG POST-FILING

ENFORCEMENT AGING – COMPLETED ATTORNEY GENERAL AND INHOUSE CASES	
8	UP TO 1 YEAR
3	1 TO 2 YEARS
0	2 TO 3 YEARS
0	OVER 3 YEARS

FORMAL ACTIONS FILED/WITHDRAWN/DISMISSED	
0	RESTRAINING/RESTRICTION/SUSPENSION ORDERS SOUGHT
0	RESTRAINING/RESTRICTION/SUSPENSION ORDERS GRANTED
15	ACCUSATIONS FILED
2	PETITIONS TO REVOKE PROBATION AND ACCUSATIONS AND PETITIONS TO REVOKE PROBATION FILED
0	ACCUSATIONS WITHDRAWN/DISMISSED
0	PETITIONS TO REVOKE PROBATION AND ACCUSATIONS AND PETITIONS TO REVOKE PROBATION WITHDRAWN/DISMISSED

STRUCTURAL PEST CONTROL BOARD

ADMINISTRATIVE OUTCOMES/FINAL ORDERS	
9	REVOCATION
1	SURRENDER OF LICENSE
0	PROBATION WITH SUSPENSION
0	SUSPENSION ONLY
0	PROBATION ONLY
0	PUBLIC REPRIMAND/PUBLIC REPROVAL/PUBLIC LETTER OF REPRIMAND
0	OTHER DECISIONS
10	TOTAL
300	AVERAGE NUMBER OF DAYS FROM CLOSURE OF INVESTIGATION TO IMPOSING FORMAL DISCIPLINE
430	AVERAGE NUMBER OF DAYS TO IMPOSE DISCIPLINE FROM RECEIPT OF COMPLAINT

PROBATION	
34	PROBATIONS COMPLETED
96	PROBATIONERS PENDING (CLOSE OF FY) (BOTH FACILITIES AND INDIVIDUALS)
0	CEASE PRACTICE ORDERS ISSUED

SUBSEQUENT DISCIPLINE	
3	PROBATIONS REVOKED
0	PROBATIONER'S LICENSE SURRENDERED
0	ADDITIONAL PROBATION WITH SUSPENSION
0	ADDITIONAL PROBATION
0	OTHER CONDITIONS ADDED ONLY
0	OTHER PROBATION OUTCOME

PETITION FOR MODIFICATION OR TERMINATION OF PROBATION	
1	GRANTED
0	DENIED

PETITION FOR REINSTATEMENT OF REVOKED/SURRENDERED LICENSE/REGISTRATION/CERTIFICATE	
1	GRANTED
0	- LICENSE ISSUED WITH NO RESTRICTIONS
0	- LICENSE ISSUED AND PLACED ON PROBATION
1	- LICENSE ISSUED AND PLACED ON PROBATION WITH PRECEDENT CONDITION
0	- OTHER DECISION
3	DENIED

ADMINISTRATIVE/CRIMINAL COST RECOVERY	
\$6,735.00	ADMINISTRATIVE COST RECOVERY ORDERED
\$4,790.00	- ORDERED WITH REVOKED/SURRENDERED DECISION
\$1,945.00	- ORDERED WITH ALL OTHER DECISIONS
\$23,887.78	ADMINISTRATIVE COST RECOVERY COLLECTED
0	CRIMINAL COST RECOVERY ORDERED
0	CRIMINAL COST RECOVERY COLLECTED

RESTITUTION TO CONSUMERS/REFUNDS/SAVINGS	
0	RESTITUTION ORDERED
\$213,254.82	AMOUNT REFUNDED
\$189,442.41	REWORK AT NO CHARGE
0	ADJUSTMENTS/RETURNS/EXCHANGES
\$402,697.23	TOTAL SAVINGS ACHIEVED FOR CONSUMERS

SUBSTANCE ABUSING LICENSEES	
N/A	PROBATIONERS SUBJECT TO DRUG TESTING
N/A	DRUG TESTS ORDERED
N/A	POSITIVE DRUG TESTS

APPLICANT ACTION	
0	LICENSE APPLICATION DENIED (PRE-HEARING)
5	STATEMENTS OF ISSUES FILED
0	LICENSE DENIED (STATEMENT OF ISSUES GRANTED)
17	LICENSE ISSUED WITH PROBATION OR PROBATIONARY LICENSE ISSUED
0	LICENSE GRANTED (STATEMENT OF ISSUES DENIED)
0	LICENSE ISSUED WITH A PUBLIC LETTER OF REPRIMAND
1	STATEMENT OF ISSUES WITHDRAWN



VETERINARY MEDICAL BOARD

BOARD HIGHLIGHTS

Licenses and regulates veterinarians, registered veterinary technicians, and veterinary premises.

www.vmb.ca.gov

Staff: 41.7 civil servant positions, 1 exempt

Licenses, Registrations, Certificates, and Permits: 35,025

Board Membership: 3 public representatives, 5 licensees

Board Leadership:

Jessica Sieferman	Matt McKinney
<i>Executive Officer</i>	<i>Deputy Executive Officer</i>
jessica.sieferman@dca.ca.gov	matt.mckinney@dca.ca.gov

Laws and Regulations:

Business and Professions Code section 4800–4917

California Code of Regulations, title 16, section 2000–2086.9

Civil Code section 3051, section 3052, section 3080–3080.03, section 1834.5–1834.6

Health and Safety Code section 122125–122220

Sunset Review:

Last review: 2021 | Next review: 2025

RECIPROCITY

The Board does not have reciprocity.

ACCOMPLISHMENTS

Workforce Development

The Board identified an unnecessary and unfair barrier to licensure in the veterinary technician national examination (VTNE) eligibility process. The VTNE administrators, American Association of Veterinary State Boards (AAVSB), had a nearly two-decade old policy that only graduates of a veterinary technician program could sit for the VTNE. With nearly 34% of VTNE candidates (roughly 3,000 students) failing the exam on their first attempt, candidates were waiting months to retake the exam—often resulting in lost job opportunities and many deciding to walk away from the health care profession altogether.

Using data and statistics from various sources, the Board demonstrated students who were allowed to take the VTNE while still in school consistently performed significantly better than those who had graduated. After a year of strong advocacy and active engagement with national stakeholders and state veterinary boards, the AAVSB agreed to amend their policy. Students in all 63 AAVSB jurisdictions can now take the VTNE prior to graduation, resulting in more licenses being issued and individuals entering the health care profession faster than ever before.

Organizational Restructure

The Board established a deputy executive officer (DEO) position to provide focused management of the Administration, Examination and Licensing, and Enforcement Units, perform initial review on enforcement-related items, and act on behalf of the executive officer (EO) in the EO's absence. This allows the EO to focus more on state, national, and international issues facing veterinary medicine and the regulatory boards.

In addition, the Board established a policy specialist position to oversee its regulatory and legislative activities. The policy specialist assists the Board in providing higher quality rulemaking packages in a timely manner, monitors legislation, and independently provides fiscal impacts on pending legislation.

Further, each enforcement manager appoints a team lead to assist them with reviewing less complex and less egregious complaints. These team leads provide additional guidance to complaints that do not require citation or disciplinary action, as well as assist with documenting current procedures for the Board's Enforcement Unit.

Mobile Inspection Project

The Board, with the Board of Barbering and Cosmetology (BBC), resecured a \$600,000 grant from the California Department of Technology (CDT) to develop a mobile inspection application. The Board actively participated in design development with DCA's Office of Information Services (OIS) and the vendor. The application will be used by inspectors from the programs to streamline the inspection report and submission process. The application was launched in November 2024.

Strategic Plan

After completing its 2020-24 Strategic Plan a year early, the Board developed and adopted its 2024-28 Strategic Plan with 45 objectives covering five goal areas: Customer Service, Licensing and Examinations, Enforcement, Legislation and Regulation, and Outreach. The Board approved the new strategic plan in April 2024. Board staff then developed an action plan with nearly 200 tasks to implement the plan over the next four years.

NEW LEGISLATION

SB 1478 (Nguyen, Chapter 192, Statutes of 2024)

codifies existing practices allowing licensed veterinarians to include standardized information within animal health care orders given to registered veterinary technicians working in shelters operated by a state, county, city, or city and county agency. The animal health care orders could include, among other things, protocols to address the treatment of common medical conditions encountered in impounded animals, protocols for controlling infectious diseases and environmental contamination, and euthanasia criteria for medically related cases.

LICENSE REQUIREMENTS*

LICENSE REQUIREMENTS	Y/N
CONTINUING EDUCATION/COMPETENCY	Y
DEGREE/PROFESSIONAL SCHOOLING	Y
EXAMINATION	Y
FINGERPRINT REQUIREMENT	Y
QUALIFYING EXPERIENCE (MAY INCLUDE EDUCATION)	Y

* Applicable to specific license types. Refer to the laws and regulations for details.

FEES*

LICENSE TYPE	ACTUAL FEE	STATUTORY LIMIT
REGISTERED VETERINARY TECHNICIAN FEES		
APPLICATION	\$225.00	\$225.00
INITIAL LICENSE	\$225.00	\$225.00
RENEWAL	\$225.00	\$225.00
UNIVERSITY VETERINARIAN FEES		
APPLICATION	\$350.00	\$350.00
INITIAL LICENSE	\$500.00	\$500.00
RENEWAL	\$500.00	\$500.00
VETERINARY ASSISTANT CONTROLLED SUBSTANCES PERMIT FEES		
APPLICATION	\$100.00	\$100.00
INITIAL LICENSE	\$100.00	\$100.00
RENEWAL	\$100.00	\$100.00
VETERINARIAN FEES		
APPLICATION	\$350.00	\$350.00
LAW EXAMINATION	\$100.00	\$100.00
INITIAL LICENSE	\$500.00	\$500.00
RENEWAL	\$500.00	\$500.00

VETERINARY MEDICAL BOARD

LICENSE TYPE (CONTINUED)	ACTUAL FEE	STATUTORY LIMIT
VETERINARY PREMISES FEES		
INITIAL LICENSE	\$500.00	\$500.00
RENEWAL INITIAL REGISTRATION	\$525.00	\$525.00

* Additional fees may be required. Refer to the laws and regulations for details.

SUMMARY OF LICENSING ACTIVITY

INITIAL LICENSES/REGISTRATIONS/CERTIFICATES/PERMITS			
LICENSE TYPE	APPLICATIONS RECEIVED	ISSUED	RENEWED
REGISTERED VETERINARY TECHNICIAN	886	815	3,961
UNIVERSITY VETERINARIAN LICENSE	36	28	53
VETERINARIAN	849	813	6,554
VETERINARY ASSISTANT CONTROLLED SUBSTANCE PERMIT	1,992	1,872	1,986
VETERINARY PREMISES	398	364	3,763
TOTAL	4,161	3,892	16,317

APPLICATIONS FOR INITIAL EXAMINATION/RE-EXAMINATION				
LICENSE TYPE	EXAM TYPE	INITIAL APPLICATIONS FOR EXAMINATION RECEIVED	APPLICATIONS FOR RE-EXAMINATION RECEIVED	EXAMINATION APPLICATIONS APPROVED
VETERINARIAN	VETERINARY LAW EXAMINATION	700	0	664
TOTAL		700	0	664

ASSOCIATED CERTIFICATIONS			
LICENSE TYPE	INITIAL APPLICATIONS RECEIVED	CERTIFICATIONS ISSUED	CERTIFICATION POPULATION
BLOOD BANK CERTIFICATION	0	0	47
TOTAL	0	0	47

LICENSING POPULATION BY TYPE					
LICENSE TYPE	ACTIVE LICENSES/ REGISTRATIONS/ CERTIFICATES/ PERMITS	DELINQUENT/ EXPIRED	RETIRED	INACTIVE	OTHER
REGISTERED VETERINARY TECHNICIAN	8,958	2,305	213	424	0
UNIVERSITY VETERINARIAN LICENSE	150	97	1	0	0
VETERINARIAN	13,810	2,588	468	371	0
VETERINARY ASSISTANT CONTROLLED SUBSTANCE PERMIT	8,165	4,950	24	0	5
VETERINARY PREMISES	3,942	604	1	0	0
TOTAL	35,025	10,544	707	795	5

RENEWAL AND CONTINUING EDUCATION (CE)		
LICENSE TYPE	FREQUENCY OF RENEWAL	NUMBER OF CE HOURS REQUIRED EACH CYCLE
REGISTERED VETERINARY TECHNICIAN	EVERY 2 YEARS	20
UNIVERSITY VETERINARIAN*	EVERY 2 YEARS	N/A
VETERINARIAN	EVERY 2 YEARS	36
VETERINARIAN PREMISES*	EVERY YEAR	N/A
VETERINARY ASSISTANT CONTROLLED SUBSTANCES*	EVERY 2 YEARS	N/A

* There are no continuing education requirements for this license type.

EXAMINATION RESULTS				
LICENSE TYPE	EXAM DESCRIPTION	% PASS	% FAIL	TOTAL NUMBER CANDIDATES
VETERINARIAN	NORTH AMERICAN VETERINARY LICENSING EXAMINATION	73%	27%	6,110
VETERINARIAN	VETERINARY LAW EXAMINATION	92%	8%	664

VETERINARY MEDICAL BOARD

SUMMARY OF ENFORCEMENT ACTIVITY

COMPLAINTS—INTAKE	
1,871	RECEIVED
95	CLOSED WITHOUT REFERRAL FOR INVESTIGATION
1,790	REFERRED FOR INVESTIGATION
17	PENDING

INVESTIGATIONS	
1,790	OPENED
2,023	CLOSED
3,563	PENDING

ENFORCEMENT AGING—COMPLETED INTAKE AND INVESTIGATIONS	
387	UP TO 90 DAYS
102	91 TO 180 DAYS
158	181 DAYS TO 1 YEAR
309	1 TO 2 YEARS
415	2 TO 3 YEARS
652	OVER 3 YEARS
8	AVERAGE NUMBER OF DAYS FROM RECEIPT OF COMPLAINT TO ASSIGNMENT OF INVESTIGATOR
767	AVERAGE NUMBER OF DAYS FOR ALL INVESTIGATION OUTCOMES (FROM START OF INVESTIGATION TO REFERRAL FOR PROSECUTION OR CASE CLOSURE WITHOUT REFERRAL FOR PROSECUTION)
777	AVERAGE NUMBER OF DAYS FROM RECEIPT OF COMPLAINT TO REFERRAL FOR ACTION/PROSECUTION OR CASE CLOSURE WITHOUT REFERRAL FOR ACTION/PROSECUTION

INSPECTIONS	
185	CONDUCTED
3	CITATIONS ISSUED
3	DISCIPLINARY ACTION TAKEN

CITATIONS AND FINES	
1	ISSUED WITHOUT A FINE
18	ISSUED WITH A FINE
2	WITHDRAWN/DISMISSED/REDUCED/MODIFIED
1,386	AVERAGE NUMBER OF DAYS TO ISSUE A CITATION
11	ADMINISTRATIVE FINES

TOTAL AMOUNT OF FINES	
\$115,178.00	ASSESSED
\$6,000.00	WITHDRAWN/DISMISSED/REDUCED
\$113,865.04	COLLECTED

CRIMINAL/CIVIL ACTIONS	
7	REFERRALS FOR CRIMINAL/CIVIL ACTION
1	CRIMINAL ACTIONS FILED
0	CIVIL ACTIONS FILED

OFFICE OF THE ATTORNEY GENERAL/INHOUSE/DISCIPLINARY ACTIONS	
130	CASES OPENED/INITIATED
70	CASES CLOSED
47	- CONSOLIDATED CASES CLOSED
125	CASES PENDING - AG PRE-FILING
40	CASES PENDING - AG POST-FILING

ENFORCEMENT AGING – COMPLETED ATTORNEY GENERAL AND INHOUSE CASES	
38	UP TO 1 YEAR
27	1 TO 2 YEARS
4	2 TO 3 YEARS
1	OVER 3 YEARS

FORMAL ACTIONS FILED/WITHDRAWN/DISMISSED	
5	RESTRAINING/RESTRICTION/SUSPENSION ORDERS SOUGHT
2	RESTRAINING/RESTRICTION/SUSPENSION ORDERS GRANTED
31	ACCUSATIONS FILED
4	PETITIONS TO REVOKE PROBATION AND ACCUSATIONS AND PETITIONS TO REVOKE PROBATION FILED
0	ACCUSATIONS WITHDRAWN/DISMISSED
0	PETITIONS TO REVOKE PROBATION AND ACCUSATIONS AND PETITIONS TO REVOKE PROBATION WITHDRAWN/DISMISSED

VETERINARY MEDICAL BOARD

ADMINISTRATIVE OUTCOMES/FINAL ORDERS	
4	REVOCATION
9	SURRENDER OF LICENSE
0	PROBATION WITH SUSPENSION
0	SUSPENSION ONLY
15	PROBATION
0	PUBLIC REPRIMAND/PUBLIC REPROVAL/PUBLIC LETTER OF REPRIMAND
0	OTHER DECISIONS
28	TOTAL
585	AVERAGE NUMBER OF DAYS FROM CLOSURE OF INVESTIGATION TO IMPOSING FORMAL DISCIPLINE
1,847	AVERAGE NUMBER OF DAYS TO IMPOSE DISCIPLINE FROM RECEIPT OF COMPLAINT

PROBATION	
18	PROBATIONS COMPLETED
52	PROBATIONERS PENDING (CLOSE OF FY) (BOTH FACILITIES AND INDIVIDUALS)
0	CEASE PRACTICE ORDERS ISSUED

SUBSEQUENT DISCIPLINE	
1	PROBATIONS REVOKED
1	PROBATIONER'S LICENSE SURRENDERED
0	ADDITIONAL PROBATION WITH SUSPENSION
4	ADDITIONAL PROBATION
0	OTHER CONDITIONS ADDED ONLY
1	OTHER PROBATION OUTCOME

PETITION FOR MODIFICATION OR TERMINATION OF PROBATION	
0	GRANTED
0	DENIED

PETITION FOR REINSTATEMENT OF REVOKED/SURRENDERED LICENSE/REGISTRATION/CERTIFICATE	
0	GRANTED
0	- LICENSE ISSUED WITH NO RESTRICTIONS
0	- LICENSE ISSUED AND PLACED ON PROBATION
0	- LICENSE ISSUED AND PLACED ON PROBATION WITH PRECEDENT CONDITION
0	- OTHER DECISION
1	DENIED

ADMINISTRATIVE/CRIMINAL COST RECOVERY	
\$223,208.28	ADMINISTRATIVE COST RECOVERY ORDERED
\$2,910.63	- ORDERED WITH REVOKED/SURRENDERED DECISION
\$220,297.65	- ORDERED WITH ALL OTHER DECISIONS
\$340,969.13	ADMINISTRATIVE COST RECOVERY COLLECTED
0	CRIMINAL COST RECOVERY ORDERED
0	CRIMINAL COST RECOVERY COLLECTED

RESTITUTION TO CONSUMERS/REFUNDS/SAVINGS	
N/A	RESTITUTION ORDERED
N/A	AMOUNT REFUNDED
N/A	REWORK AT NO CHARGE
N/A	ADJUSTMENTS/RETURNS/EXCHANGES
N/A	TOTAL SAVINGS ACHIEVED FOR CONSUMERS

SUBSTANCE ABUSING LICENSEES	
15	PROBATIONERS SUBJECT TO DRUG TESTING
281	DRUG TESTS ORDERED
49	POSITIVE DRUG TESTS

APPLICANT ACTION	
1	LICENSE APPLICATION DENIED (NO APPEAL)
0	STATEMENTS OF ISSUES FILED
0	LICENSE DENIED (STATEMENT OF ISSUES GRANTED)
0	LICENSE ISSUED WITH PROBATION OR PROBATIONARY LICENSE ISSUED
0	LICENSE GRANTED (STATEMENT OF ISSUES DENIED)
0	LICENSE ISSUED WITH A PUBLIC LETTER OF REPRIMAND
0	STATEMENT OF ISSUES WITHDRAWN



BOARD OF VOCATIONAL NURSING
AND PSYCHIATRIC TECHNICIANS

BOARD OF VOCATIONAL NURSING AND PSYCHIATRIC TECHNICIANS

Licenses and regulates vocational nurses and
psychiatric technicians.

www.bvnpt.ca.gov

Staff: 75.4 civil servant positions, 1 exempt

**Licenses, Registrations, Certificates,
and Permits:** 120,676

Board Membership: 6 public representatives,
5 licensees

Board Leadership:

Elaine Yamaguchi	Mark Ito
<i>Executive Officer</i>	<i>Assistant Executive Officer</i>
elaine.yamaguchi@dca.ca.gov	mark.ito@dca.ca.gov

Laws and Regulations:

Business and Professions Code section 2840–2895.5
and 4500–4548

California Code of Regulations, title 16, section
2500–25573.3 and 2560–2595.3

Sunset Review:

Last review: 2024 | Next review: 2028

BOARD HIGHLIGHTS

RECIPROCITY

Pursuant to Business and Professions Code section 2872.1, the Board, upon receiving a written application and required fees, may issue a license to any applicant who possesses a valid unrevoked license as a vocational or practical nurse issued by any other state or foreign country, and who in the opinion of the Board meets all the other requirements. Pursuant to Business and Professions Code section 4515, the Board, upon receiving a written application and required fees, may issue a license to any applicant who possesses a valid unrevoked license as a psychiatric technician issued by any other state or foreign country, and who in the opinion of the Board meets all the other requirements.

ACCOMPLISHMENTS

Sunset Review

The Board submitted its Sunset Review Report to the Assembly Business and Professions and the Senate Business, Professions and Economic Development Committees in January 2024. The Committees held the Board's Sunset Review Hearing on March 12, 2024. AB 3255 (Berman, Chapter 590, Statutes of 2024) reauthorized the Board's authority through January 1, 2029, provided technical updates, and granted the Board the authority to issue citations and fines to the schools and programs under the Board's regulatory authority.

Strategic Plan

The Board began work on a new strategic plan with staff from DCA's SOLID Planning Unit. Board members, staff, management, and external stakeholders completed surveys and interviews that contributed to the development of the new plan. The Board developed a new Strategic Plan for 2025-2030 at the August 2024 meeting, and approved the final Plan at the November 2024 Board Meeting..

Updates for Education

The U.S. Department of Education enacted a change to Title IV of the federal Higher Education Act, which authorizes federal financial assistance for students. The new regulations state that as of July 1, 2024, the minimum hours of instruction in a state's laws and regulations would become the maximum, and if a school's licensed vocational nurse (LVN) program exceeds that maximum, they would lose eligibility for Title IV funding. California's legislative minimum was 1,530 hours, and many of the programs exceeded that. The Board worked with the impacted programs and systems to reduce their curriculum hours without jeopardizing the education quality.

Updates to Enforcement

The Board's Enforcement Division produced a Public Service Announcement (PSA) regarding substance abuse that was published in August 2023. It was distributed to the Board's listserv, which includes any licensee with an email address and any interested parties. It was also placed on social media, such as the Board's Facebook page and X (formerly known as Twitter) accounts. Additionally, it was sent to all the Board's education programs, so they could share it with their students. The PSA is part of the Board's outreach efforts aimed at helping licensees avoid problems that may lead to personal and professional issues, which may result in possible enforcement or disciplinary actions.

The Board also issued two new precedential decisions, bringing the total to five decisions issued by the Board since 2020. In the Aguele, Benedicta decision, it was determined that nursing is a highly regulated field and LVNs must be able to follow applicable statutes and regulations. The Board determined the respondent's ability to follow the Residential Care Facilities for the Elderly (RCFE) regulations, though not in the course of her work as an LVN, was therefore related to her practice as a nurse.

In the Lazcano, Renee decision, it was determined that LVNs can only administer IVs after they have received certification to do so from a Board-approved provider, and even then, can only administer IVs delivering electrolytes, nutrients, vitamins, blood, and blood products—not medications. Generally, LVNs may administer medications by injection. However, they may not do so with medications such as Gemzar, Kyprolis, and Velcade, which are generally grouped under the umbrella term of chemotherapy. Reconstituting and administering cancer-fighting medications constitutes gross negligence and unprofessional conduct.

Updates to Licensing

The Board has been working with the National Council for State Boards of Nursing (NCSBN) to transfer the in-house license verification function to the Nursys.com database, the only national database for verification of nurse licensure, discipline, and practice privileges for registered nurses and licensed practical nurses/LVNs licensed in participating state boards of nursing. This will save staff resources for the Board and reduces the cost to the licensees. The transfer is expected to take place in July 2025.

NEW LEGISLATION

AB 3255 (Berman, Chapter 590, Statutes of 2024) is the sunset bill for the Board and extends the Board's sunset date until January 1, 2029. It makes several changes identified in the Board's sunset report, including creating a retired license status, granting the Board citation and fine authority over schools that fail to correct defects, clarifying communication requirements related to the school-approval process, and extending the terms of Board officers from one to two years.

SB 1451 (Ashby, Chapter 481, Statutes of 2024), among other things, authorizes LVNs with required training to perform respiratory care services in certain home and community-based settings, as identified by the Board. This bill makes these provisions operative on January 1, 2028, and extends the operative dates of related provisions until January 1, 2028.

BOARD OF VOCATIONAL NURSING AND PSYCHIATRIC TECHNICIANS

LICENSE REQUIREMENTS*

LICENSE REQUIREMENTS	Y/N
CONTINUING EDUCATION/COMPETENCY	Y
DEGREE/PROFESSIONAL SCHOOLING	Y
EXAMINATION	Y
FINGERPRINT REQUIREMENT	Y
QUALIFYING EXPERIENCE (MAY INCLUDE EDUCATION)	Y

* Applicable to specific license types. Refer to the laws and regulations for details.

FEES*

LICENSE TYPE	ACTUAL FEE	STATUTORY LIMIT
PSYCHIATRIC TECHNICIANS		
INITIAL APPLICATION FOR LICENSURE BY EXAMINATION—GRADUATE OF AN APPROVED CA PT PROGRAM	\$345.00	\$345.00
INITIAL APPLICATION FOR LICENSURE BY EXAMINATION—QUALIFYING METHOD OTHER THAN ABOVE	\$375.00	\$375.00
APPLICATION FOR LICENSURE BY ENDORSEMENT FROM ANOTHER STATE	\$300.00	\$300.00
APPLICATION FOR REEXAMINATION	\$345.00	\$345.00
LICENSE RENEWAL	\$300.00	\$300.00
INITIAL LICENSE FEE	\$300.00	\$300.00
INTRAVENOUS THERAPY (IV), BLOOD WITHDRAWAL (BW), OR IV/BW COMBINATION CERTIFICATION	\$50.00	\$50.00
APPROVAL OF AN INTRAVENOUS (IV), BLOOD WITHDRAWAL (BW), OR IV WITH BW COURSE PROVIDER	\$250.00	\$250.00
CONTINUING APPROVAL OF AN INTRAVENOUS THERAPY (IV), BLOOD WITHDRAWAL (BW), OR IV WITH BW COURSE PROVIDER	\$250.00	\$250.00
APPROVAL OF A CONTINUING EDUCATION COURSE PROVIDER	\$250.00	\$250.00
CONTINUING APPROVAL OF A CONTINUING EDUCATION COURSE PROVIDER	\$250.00	\$250.00

LICENSE TYPE (CONTINUED)	ACTUAL FEE	STATUTORY LIMIT
VOCATIONAL NURSES		
INITIAL APPLICATION FOR LICENSURE BY EXAMINATION—GRADUATE OF AN APPROVED CALIFORNIA VOCATIONAL NURSING PROGRAM	\$300.00	\$300.00
INITIAL APPLICATION FOR LICENSURE BY EXAMINATION—QUALIFYING METHOD OTHER THAN ABOVE	\$330.00	\$330.00
APPLICATION FOR LICENSURE BY ENDORSEMENT FROM ANOTHER STATE	\$300.00	\$300.00
APPLICATION FOR REEXAMINATION	\$300.00	\$300.00
LICENSE RENEWAL**	\$300.00	\$300.00
INITIAL LICENSE FEE	\$300.00	\$300.00
INTRAVENOUS THERAPY (IV), BLOOD WITHDRAWAL (BW), OR IV/BW COMBINATION CERTIFICATION	\$50.00	\$50.00
APPROVAL OF AN INTRAVENOUS (IV), BLOOD WITHDRAWAL (BW), OR IV WITH BW COURSE PROVIDER	\$250.00	\$250.00
CONTINUING APPROVAL OF AN INTRAVENOUS THERAPY (IV), BLOOD WITHDRAWAL (BW), OR IV WITH BW COURSE PROVIDER	\$250.00	\$250.00
APPROVAL OF A CONTINUING EDUCATION COURSE PROVIDER	\$250.00	\$250.00
CONTINUING APPROVAL OF A CONTINUING EDUCATION COURSE PROVIDER	\$250.00	\$250.00

* Additional fees may be required. Refer to the laws and regulations for details.

** \$5.00/biennially to fund VN Education Program, Business and Professions Code section 2895.5.

SUMMARY OF LICENSING ACTIVITY

INITIAL LICENSES/REGISTRATIONS/CERTIFICATES/PERMITS			
LICENSE TYPE	APPLICATIONS RECEIVED	ISSUED	RENEWED
PSYCHIATRIC TECHNICIAN LICENSE	322	276	4,222
VOCATIONAL NURSE LICENSE	10,165	8,899	50,042
TOTAL	10,487	9,175	54,264

BOARD OF VOCATIONAL NURSING AND PSYCHIATRIC TECHNICIANS

APPLICATIONS FOR INITIAL EXAMINATION/RE-EXAMINATION

LICENSE TYPE	EXAM TYPE	INITIAL APPLICATIONS FOR EXAMINATION RECEIVED	APPLICATIONS FOR RE-EXAMINATION RECEIVED	EXAMINATION APPLICATIONS APPROVED
PSYCHIATRIC TECHNICIAN	PSYCHIATRIC TECHNICIAN EXAMINATION	322	203	489
VOCATIONAL NURSE	NATIONAL COUNCIL LICENSURE EXAMINATION FOR PRACTICAL NURSES (NCLEX-PN)	9,378	3,642	12,399
TOTAL		9,700	3,845	12,888

ASSOCIATED CERTIFICATIONS

LICENSE TYPE	INITIAL APPLICATIONS RECEIVED	CERTIFICATIONS ISSUED	CERTIFICATION POPULATION
VOCATIONAL NURSE BLOOD WITHDRAWAL CERTIFICATION	133	211	4,030
INTRAVENOUS THERAPY CERTIFICATION	125	230	16,805
IV/BW COMBINATION CERTIFICATION	4,580	4,038	72,703
PSYCHIATRIC TECHNICIAN BLOOD WITHDRAWAL CERTIFICATION	29	14	312
TOTAL	4,867	4,493	93,850

LICENSING POPULATION BY TYPE

LICENSE TYPE	ACTIVE LICENSES/ REGISTRATIONS/ CERTIFICATES/ PERMITS	DELINQUENT/ EXPIRED	RETIRED	INACTIVE	OTHER
PSYCHIATRIC TECHNICIAN	8,612	1,724	0	296	3
VOCATIONAL NURSE	111,675	24,834	0	2,239	9
TOTAL	120,287	26,558	0	2,535	12

RENEWAL AND CONTINUING EDUCATION (CE)

LICENSE TYPE	FREQUENCY OF RENEWAL	NUMBER OF CE HOURS REQUIRED EACH CYCLE
PSYCHIATRIC TECHNICIAN	EVERY 2 YEARS	30
VOCATIONAL NURSE	EVERY 2 YEARS	30

EXAMINATION RESULTS

LICENSE TYPE	EXAM DESCRIPTION	% PASS	% FAIL	TOTAL NUMBER CANDIDATES
PSYCHIATRIC TECHNICIAN	PSYCHIATRIC TECHNICIAN EXAM	73%	27%	308
VOCATIONAL NURSE	NATIONAL COUNCIL LICENSURE EXAM	85%	15%	8,321

SUMMARY OF ENFORCEMENT ACTIVITY

COMPLAINTS—INTAKE

2,543	RECEIVED
235	CLOSED WITHOUT REFERRAL FOR INVESTIGATION
2,326	REFERRED FOR INVESTIGATION
0	PENDING

INVESTIGATIONS

2,326	OPENED
2,351	CLOSED
1,090	PENDING

ENFORCEMENT AGING—COMPLETED INTAKE AND INVESTIGATIONS

1,231	UP TO 90 DAYS
374	91 TO 180 DAYS
395	181 DAYS TO 1 YEAR
265	1 TO 2 YEARS
59	2 TO 3 YEARS
27	OVER 3 YEARS
3	AVERAGE NUMBER OF DAYS FROM RECEIPT OF COMPLAINT TO ASSIGNMENT OF INVESTIGATOR
179	AVERAGE NUMBER OF DAYS FOR ALL INVESTIGATION OUTCOMES (FROM START OF INVESTIGATION TO REFERRAL FOR PROSECUTION OR CASE CLOSURE WITHOUT REFERRAL FOR PROSECUTION)
181	AVERAGE NUMBER OF DAYS FROM RECEIPT OF COMPLAINT TO REFERRAL FOR ACTION/PROSECUTION OR CASE CLOSURE WITHOUT REFERRAL FOR ACTION/PROSECUTION

INSPECTIONS

0	CONDUCTED
0	CITATIONS ISSUED
0	DISCIPLINARY ACTION TAKEN

BOARD OF VOCATIONAL NURSING AND PSYCHIATRIC TECHNICIANS

CITATIONS AND FINES	
0	ISSUED WITHOUT A FINE
221	ISSUED WITH A FINE
11	WITHDRAWN/DISMISSED/REDUCED/MODIFIED
281	AVERAGE NUMBER OF DAYS TO ISSUE A CITATION
0	ADMINISTRATIVE FINES

TOTAL AMOUNT OF FINES	
\$121,161.00	ASSESSED
\$5,212.12	WITHDRAWN/DISMISSED/REDUCED
\$87,643.50	COLLECTED

CRIMINAL/CIVIL ACTIONS	
0	REFERRALS FOR CRIMINAL/CIVIL ACTION
0	CRIMINAL ACTIONS FILED
0	CIVIL ACTIONS FILED

OFFICE OF THE ATTORNEY GENERAL/INHOUSE/DISCIPLINARY ACTIONS	
279	CASES OPENED/INITIATED
192	CASES CLOSED
0	- CONSOLIDATED CASES CLOSED
99	CASES PENDING - AG PRE-FILING
132	CASES PENDING - AG POST-FILING

ENFORCEMENT AGING – COMPLETED ATTORNEY GENERAL AND INHOUSE CASES	
121	UP TO 1 YEAR
57	1 TO 2 YEARS
7	2 TO 3 YEARS
7	OVER 3 YEARS

FORMAL ACTIONS FILED/WITHDRAWN/DISMISSED	
5	RESTRAINING/RESTRICTION/SUSPENSION ORDERS SOUGHT
1	RESTRAINING/RESTRICTION/SUSPENSION ORDERS GRANTED
179	ACCUSATIONS FILED
17	PETITIONS TO REVOKE PROBATION AND ACCUSATIONS AND PETITIONS TO REVOKE PROBATION FILED
1	ACCUSATIONS WITHDRAWN/DISMISSED
0	PETITIONS TO REVOKE PROBATION AND ACCUSATIONS AND PETITIONS TO REVOKE PROBATION WITHDRAWN/DISMISSED

ADMINISTRATIVE OUTCOMES/FINAL ORDERS	
78	REVOCATION
25	SURRENDER OF LICENSE
0	PROBATION WITH SUSPENSION
0	SUSPENSION ONLY
78	PROBATION
4	PUBLIC REPRIMAND/PUBLIC REPROVAL/PUBLIC LETTER OF REPRIMAND
0	OTHER DECISIONS
185	TOTAL
347	AVERAGE NUMBER OF DAYS FROM CLOSURE OF INVESTIGATION TO IMPOSING FORMAL DISCIPLINE
754	AVERAGE NUMBER OF DAYS TO IMPOSE DISCIPLINE FROM RECEIPT OF COMPLAINT

PROBATION	
112	PROBATIONS COMPLETED
344	PROBATIONERS PENDING (CLOSE OF FY) (BOTH FACILITIES AND INDIVIDUALS)
0	CEASE PRACTICE ORDERS ISSUED

SUBSEQUENT DISCIPLINE	
7	PROBATIONS REVOKED
25	PROBATIONER'S LICENSE SURRENDERED
0	ADDITIONAL PROBATION WITH SUSPENSION
4	ADDITIONAL PROBATION
0	OTHER CONDITIONS ADDED ONLY
0	OTHER PROBATION OUTCOME

PETITION FOR MODIFICATION OR TERMINATION OF PROBATION	
9	GRANTED
4	DENIED

PETITION FOR REINSTATEMENT OF REVOKED/SURRENDERED LICENSE/REGISTRATION/CERTIFICATE	
43	GRANTED
0	- LICENSE ISSUED WITH NO RESTRICTIONS
42	- LICENSE ISSUED AND PLACED ON PROBATION
0	- LICENSE ISSUED AND PLACED ON PROBATION WITH PRECEDENT CONDITION
1	- OTHER DECISION
13	DENIED

BOARD OF VOCATIONAL NURSING AND PSYCHIATRIC TECHNICIANS

ADMINISTRATIVE/CRIMINAL COST RECOVERY	
\$878,392.39	ADMINISTRATIVE COST RECOVERY ORDERED
\$366,728.48	- ORDERED WITH REVOKED/SURRENDERED DECISION
\$511,663.91	- ORDERED WITH ALL OTHER DECISIONS
\$345,133.67	ADMINISTRATIVE COST RECOVERY COLLECTED
0	CRIMINAL COST RECOVERY ORDERED
0	CRIMINAL COST RECOVERY COLLECTED

RESTITUTION TO CONSUMERS/REFUNDS/SAVINGS	
N/A	RESTITUTION ORDERED
N/A	AMOUNT REFUNDED
N/A	REWORK AT NO CHARGE
N/A	ADJUSTMENTS/RETURNS/EXCHANGES
N/A	TOTAL SAVINGS ACHIEVED FOR CONSUMERS

SUBSTANCE ABUSING LICENSEES	
78	PROBATIONERS SUBJECT TO DRUG TESTING
1,254	DRUG TESTS ORDERED
236	POSITIVE DRUG TESTS

APPLICANT ACTION	
0	LICENSE APPLICATION DENIED (NO APPEAL)
28	STATEMENTS OF ISSUES FILED
0	LICENSE DENIED (STATEMENT OF ISSUES GRANTED)
13	LICENSE ISSUED WITH PROBATION OR PROBATIONARY LICENSE ISSUED
0	LICENSE GRANTED (STATEMENT OF ISSUES DENIED)
0	LICENSE ISSUED WITH A PUBLIC LETTER OF REPRIMAND
1	STATEMENT OF ISSUES WITHDRAWN

ASSEMBLY BILL 2138 *(PAGE 222)*

FEDERAL PROFESSIONAL LICENSE PORTABILITY AND STATE REGISTRATION *(PAGE 258)*

MILITARY LICENSURE *(PAGE 262)*

SECTION 139 *(PAGE 273)*

NET EXPENDITURES *(PAGE 284)*

FUND CONDITIONS *(PAGE 288)*

REVENUE CATEGORIES *(PAGE 291)*

ASSEMBLY BILL 2138

The following data is provided in compliance with Business and Professions Code sections 480(g)(2) and 480(g)(3), which require all boards, bureaus, and committees under DCA to annually report the following information:

- (A) The number of applicants with a criminal record who received notice of denial or disqualification of licensure.
- (B) The number of applicants with a criminal record who provided evidence of mitigation or rehabilitation.

- (C) The number of applicants with a criminal record who appealed any denial or disqualification of licensure.
- (D) The final disposition and demographic information, consisting of voluntarily provided information on race or gender, of any applicant described in subparagraph (A), (B), or (C).

Note: Not all DCA boards and bureaus require fingerprinting. Applicants may voluntarily provide evidence of mitigation. Case outcomes may include cases that carried over from prior years, including licensing and demographic data.

ACCOUNTANCY, CALIFORNIA BOARD OF

LICENSE TYPE	TOTAL NUMBER OF APPLICATIONS RECEIVED	APPLICATIONS REQUIRING INQUIRIES REGARDING CRIMINAL HISTORY	APPLICANTS WHO RECEIVED NOTICE OF DENIAL OR DISQUALIFICATION OF LICENSURE	APPLICANTS WHO PROVIDED EVIDENCE OF MITIGATION OR REHABILITATION	OUTCOME			APPLICANTS WHO APPEALED ANY DENIAL OR DISQUALIFICATION OF LICENSURE	OUTCOME		
					DENIAL	ISSUED	WITHDRAWN		DENIAL	ISSUED	WITHDRAWN
CERTIFIED PUBLIC ACCOUNTANT	2,995	2	0	2	0	2	0	0	0	0	0

DEMOGRAPHIC INFORMATION	APPLICANTS WHO RECEIVED NOTICE OF DENIAL OR DISQUALIFICATION OF LICENSURE	APPLICANTS WHO PROVIDED EVIDENCE OF MITIGATION OR REHABILITATION	APPLICANTS WHO APPEALED ANY DENIAL OR DISQUALIFICATION OF LICENSURE
MALE	0	1	0
FEMALE	0	0	0
NONBINARY	0	0	0
DECLINE TO STATE	0	0	0
AFRICAN-AMERICAN/BLACK/AFRICAN-BORN	0	0	0
AMERICAN INDIAN/NATIVE AMERICAN/ALASKAN NATIVE	0	0	0
CAUCASIAN/WHITE EUROPEAN/MIDDLE EASTERN	0	1	0
LATINO/HISPANIC	0	0	0
CENTRAL AMERICAN	0	0	0
PUERTO RICAN	0	0	0
CUBAN	0	0	0
SOUTH AMERICAN	0	0	0
MEXICAN	0	0	0
OTHER HISPANIC	0	0	0
ASIAN	0	0	0
CAMBODIAN	0	0	0
CHINESE	0	0	0
HMONG	0	0	0

DEMOGRAPHIC INFORMATION	APPLICANTS WHO RECEIVED NOTICE OF DENIAL OR DISQUALIFICATION OF LICENSURE	APPLICANTS WHO PROVIDED EVIDENCE OF MITIGATION OR REHABILITATION	APPLICANTS WHO APPEALED ANY DENIAL OR DISQUALIFICATION OF LICENSURE
INDIAN	0	0	0
INDONESIAN	0	0	0
JAPANESE	0	0	0
KOREAN	0	0	0
LAOTIAN	0	0	0
MALAYSIAN	0	0	0
PAKISTANI	0	0	0
SINGAPOREAN	0	0	0
THAI	0	0	0
VIETNAMESE	0	0	0
OTHER ASIAN	0	0	0
NATIVE HAWAIIAN/PACIFIC ISLANDER	0	0	0
FIJIAN	0	0	0
FILIPINO	0	0	0
GUAMANIAN	0	0	0
HAWAIIAN	0	0	0
SAMOAN	0	0	0
TONGAN	0	0	0
OTHER PACIFIC ISLANDER	0	0	0
OTHER NOT LISTED ABOVE	0	0	0

ACUPUNCTURE BOARD

LICENSE TYPE	TOTAL NUMBER OF APPLICATIONS RECEIVED	APPLICATIONS REQUIRING INQUIRIES REGARDING CRIMINAL HISTORY	APPLICANTS WHO RECEIVED NOTICE OF DENIAL OR DISQUALIFICATION OF LICENSE	APPLICANTS WHO PROVIDED EVIDENCE OF MITIGATION OR REHABILITATION	OUTCOME			APPLICANTS WHO APPEALED ANY DENIAL OR DISQUALIFICATION OF LICENSE	OUTCOME		
					DENIAL	ISSUED	WITHDRAWN		DENIAL	ISSUED	WITHDRAWN
ACUPUNCTURIST	363	4	0	0	0	0	0	0	0	0	0

DEMOGRAPHIC INFORMATION	APPLICANTS WHO RECEIVED NOTICE OF DENIAL OR DISQUALIFICATION OF LICENSE	APPLICANTS WHO PROVIDED EVIDENCE OF MITIGATION OR REHABILITATION	APPLICANTS WHO APPEALED ANY DENIAL OR DISQUALIFICATION OF LICENSE
MALE	0	0	0
FEMALE	0	0	0
NONBINARY	0	0	0
DECLINE TO STATE	0	0	0
AFRICAN-AMERICAN/BLACK/AFRICAN-BORN	0	0	0
AMERICAN INDIAN/NATIVE AMERICAN/ALASKAN NATIVE	0	0	0
CAUCASIAN/WHITE EUROPEAN/MIDDLE EASTERN	0	0	0
LATINO/HISPANIC	0	0	0
CENTRAL AMERICAN	0	0	0
PUERTO RICAN	0	0	0
CUBAN	0	0	0
SOUTH AMERICAN	0	0	0
MEXICAN	0	0	0
OTHER HISPANIC	0	0	0
ASIAN	0	0	0
CAMBODIAN	0	0	0
CHINESE	0	0	0
HMONG	0	0	0

DEMOGRAPHIC INFORMATION	APPLICANTS WHO RECEIVED NOTICE OF DENIAL OR DISQUALIFICATION OF LICENSE	APPLICANTS WHO PROVIDED EVIDENCE OF MITIGATION OR REHABILITATION	APPLICANTS WHO APPEALED ANY DENIAL OR DISQUALIFICATION OF LICENSE
INDIAN	0	0	0
INDONESIAN	0	0	0
JAPANESE	0	0	0
KOREAN	0	0	0
LAOTIAN	0	0	0
MALAYSIAN	0	0	0
PAKISTANI	0	0	0
SINGAPOREAN	0	0	0
THAI	0	0	0
VIETNAMESE	0	0	0
OTHER ASIAN	0	0	0
NATIVE HAWAIIAN/PACIFIC ISLANDER	0	0	0
FIJIAN	0	0	0
FILIPINO	0	0	0
GUAMANIAN	0	0	0
HAWAIIAN	0	0	0
SAMOAN	0	0	0
TONGAN	0	0	0
OTHER PACIFIC ISLANDER	0	0	0
OTHER NOT LISTED ABOVE	0	0	0

ARCHITECTS BOARD, CALIFORNIA

LICENSE TYPE	TOTAL NUMBER OF APPLICATIONS RECEIVED	APPLICATIONS REQUIRING INQUIRIES REGARDING CRIMINAL HISTORY	APPLICANTS WHO RECEIVED NOTICE OF DENIAL OR DISQUALIFICATION OF LICENSURE	APPLICANTS WHO PROVIDED EVIDENCE OF MITIGATION OR REHABILITATION	OUTCOME			APPLICANTS WHO APPEALED ANY DENIAL OR DISQUALIFICATION OF LICENSURE	OUTCOME		
					DENIAL	ISSUED	WITHDRAWN		DENIAL	ISSUED	WITHDRAWN
ARCHITECT	1,687	21	0	0	0	0	0	0	0	0	0

DEMOGRAPHIC INFORMATION	APPLICANTS WHO RECEIVED NOTICE OF DENIAL OR DISQUALIFICATION OF LICENSURE	APPLICANTS WHO PROVIDED EVIDENCE OF MITIGATION OR REHABILITATION	APPLICANTS WHO APPEALED ANY DENIAL OR DISQUALIFICATION OF LICENSURE
MALE	0	0	0
FEMALE	0	0	0
NONBINARY	0	0	0
DECLINE TO STATE	0	0	0
AFRICAN-AMERICAN/BLACK/AFRICAN-BORN	0	0	0
AMERICAN INDIAN/NATIVE AMERICAN/ALASKAN NATIVE	0	0	0
CAUCASIAN/WHITE EUROPEAN/MIDDLE EASTERN	0	0	0
LATINO/HISPANIC	0	0	0
CENTRAL AMERICAN	0	0	0
PUERTO RICAN	0	0	0
CUBAN	0	0	0
SOUTH AMERICAN	0	0	0
MEXICAN	0	0	0
OTHER HISPANIC	0	0	0
ASIAN	0	0	0
CAMBODIAN	0	0	0
CHINESE	0	0	0
HMONG	0	0	0

DEMOGRAPHIC INFORMATION	APPLICANTS WHO RECEIVED NOTICE OF DENIAL OR DISQUALIFICATION OF LICENSURE	APPLICANTS WHO PROVIDED EVIDENCE OF MITIGATION OR REHABILITATION	APPLICANTS WHO APPEALED ANY DENIAL OR DISQUALIFICATION OF LICENSURE
INDIAN	0	0	0
INDONESIAN	0	0	0
JAPANESE	0	0	0
KOREAN	0	0	0
LAOTIAN	0	0	0
MALAYSIAN	0	0	0
PAKISTANI	0	0	0
SINGAPOREAN	0	0	0
THAI	0	0	0
VIETNAMESE	0	0	0
OTHER ASIAN	0	0	0
NATIVE HAWAIIAN/PACIFIC ISLANDER	0	0	0
FIJIAN	0	0	0
FILIPINO	0	0	0
GUAMANIAN	0	0	0
HAWAIIAN	0	0	0
SAMOAN	0	0	0
TONGAN	0	0	0
OTHER PACIFIC ISLANDER	0	0	0
OTHER NOT LISTED ABOVE	0	0	0

LANDSCAPE ARCHITECTS TECHNICAL COMMITTEE

LICENSE TYPE	TOTAL NUMBER OF APPLICATIONS RECEIVED	APPLICATIONS REQUIRING INQUIRIES REGARDING CRIMINAL HISTORY	APPLICANTS WHO RECEIVED NOTICE OF DENIAL OR DISQUALIFICATION OF LICENSE	APPLICANTS WHO PROVIDED EVIDENCE OF MITIGATION OR REHABILITATION	OUTCOME			APPLICANTS WHO APPEALED ANY DENIAL OR DISQUALIFICATION OF LICENSE	OUTCOME		
					DENIAL	ISSUED	WITHDRAWN		DENIAL	ISSUED	WITHDRAWN
LANDSCAPE ARCHITECT	205	4	0	2	0	2	0	0	0	0	0

DEMOGRAPHIC INFORMATION	APPLICANTS WHO RECEIVED NOTICE OF DENIAL OR DISQUALIFICATION OF LICENSE	APPLICANTS WHO PROVIDED EVIDENCE OF MITIGATION OR REHABILITATION	APPLICANTS WHO APPEALED ANY DENIAL OR DISQUALIFICATION OF LICENSE
MALE	0	0	0
FEMALE	0	0	0
NONBINARY	0	0	0
DECLINE TO STATE	0	0	0
AFRICAN-AMERICAN/BLACK/AFRICAN-BORN	0	0	0
AMERICAN INDIAN/NATIVE AMERICAN/ALASKAN NATIVE	0	0	0
CAUCASIAN/WHITE EUROPEAN/MIDDLE EASTERN	0	0	0
LATINO/HISPANIC	0	0	0
CENTRAL AMERICAN	0	0	0
PUERTO RICAN	0	0	0
CUBAN	0	0	0
SOUTH AMERICAN	0	0	0
MEXICAN	0	0	0
OTHER HISPANIC	0	0	0
ASIAN	0	0	0
CAMBODIAN	0	0	0
CHINESE	0	0	0
HMONG	0	0	0

DEMOGRAPHIC INFORMATION	APPLICANTS WHO RECEIVED NOTICE OF DENIAL OR DISQUALIFICATION OF LICENSE	APPLICANTS WHO PROVIDED EVIDENCE OF MITIGATION OR REHABILITATION	APPLICANTS WHO APPEALED ANY DENIAL OR DISQUALIFICATION OF LICENSE
INDIAN	0	0	0
INDONESIAN	0	0	0
JAPANESE	0	0	0
KOREAN	0	0	0
LAOTIAN	0	0	0
MALAYSIAN	0	0	0
PAKISTANI	0	0	0
SINGAPOREAN	0	0	0
THAI	0	0	0
VIETNAMESE	0	0	0
OTHER ASIAN	0	0	0
NATIVE HAWAIIAN/PACIFIC ISLANDER	0	0	0
FIJIAN	0	0	0
FILIPINO	0	0	0
GUAMANIAN	0	0	0
HAWAIIAN	0	0	0
SAMOAN	0	0	0
TONGAN	0	0	0
OTHER PACIFIC ISLANDER	0	0	0
OTHER NOT LISTED ABOVE	0	0	0

ATHLETIC COMMISSION, CALIFORNIA STATE

LICENSE TYPE	TOTAL NUMBER OF APPLICATIONS RECEIVED	APPLICATIONS REQUIRING INQUIRIES REGARDING CRIMINAL HISTORY	APPLICANTS WHO RECEIVED NOTICE OF DENIAL OR DISQUALIFICATION OF LICENSURE	APPLICANTS WHO PROVIDED EVIDENCE OF MITIGATION OR REHABILITATION	OUTCOME			APPLICANTS WHO APPEALED ANY DENIAL OR DISQUALIFICATION OF LICENSURE	OUTCOME		
					DENIAL	ISSUED	WITHDRAWN		DENIAL	ISSUED	WITHDRAWN
MANAGER	31	2	0	0	0	0	0	0	0	0	0
MATCHMAKER	11	0	0	0	0	0	0	0	0	0	0
PROFESSIONAL ATHLETE	1,148	0	0	0	0	0	0	0	0	0	0
PROFESSIONAL TRAINER	45	0	0	0	0	0	0	0	0	0	0
PROMOTER	15	1	0	0	0	0	0	0	0	0	0
REFEREE/JUDGE	12	0	0	0	0	0	0	0	0	0	0
SECOND	1,823	0	0	0	0	0	0	0	0	0	0
TIMEKEEPER	2	0	0	0	0	0	0	0	0	0	0

DEMOGRAPHIC INFORMATION	APPLICANTS WHO RECEIVED NOTICE OF DENIAL OR DISQUALIFICATION OF LICENSURE	APPLICANTS WHO PROVIDED EVIDENCE OF MITIGATION OR REHABILITATION	APPLICANTS WHO APPEALED ANY DENIAL OR DISQUALIFICATION OF LICENSURE
MALE	0	0	0
FEMALE	0	0	0
NONBINARY	0	0	0
DECLINE TO STATE	0	0	0
AFRICAN-AMERICAN/BLACK/AFRICAN-BORN	0	0	0
AMERICAN INDIAN/NATIVE AMERICAN/ALASKAN NATIVE	0	0	0
CAUCASIAN/WHITE EUROPEAN/MIDDLE EASTERN	0	0	0
LATINO/HISPANIC	0	0	0
CENTRAL AMERICAN	0	0	0
PUERTO RICAN	0	0	0
CUBAN	0	0	0
SOUTH AMERICAN	0	0	0
MEXICAN	0	0	0
OTHER HISPANIC	0	0	0
ASIAN	0	0	0
CAMBODIAN	0	0	0
CHINESE	0	0	0
HMONG	0	0	0

DEMOGRAPHIC INFORMATION	APPLICANTS WHO RECEIVED NOTICE OF DENIAL OR DISQUALIFICATION OF LICENSURE	APPLICANTS WHO PROVIDED EVIDENCE OF MITIGATION OR REHABILITATION	APPLICANTS WHO APPEALED ANY DENIAL OR DISQUALIFICATION OF LICENSURE
INDIAN	0	0	0
INDONESIAN	0	0	0
JAPANESE	0	0	0
KOREAN	0	0	0
LAOTIAN	0	0	0
MALAYSIAN	0	0	0
PAKISTANI	0	0	0
SINGAPOREAN	0	0	0
THAI	0	0	0
VIETNAMESE	0	0	0
OTHER ASIAN	0	0	0
NATIVE HAWAIIAN/PACIFIC ISLANDER	0	0	0
FIJIAN	0	0	0
FILIPINO	0	0	0
GUAMANIAN	0	0	0
HAWAIIAN	0	0	0
SAMOAN	0	0	0
TONGAN	0	0	0
OTHER PACIFIC ISLANDER	0	0	0
OTHER NOT LISTED ABOVE	0	0	0

AUTOMOTIVE REPAIR, BUREAU OF

LICENSE TYPE	TOTAL NUMBER OF APPLICATIONS RECEIVED	APPLICATIONS REQUIRING INQUIRIES REGARDING CRIMINAL HISTORY	APPLICANTS WHO RECEIVED NOTICE OF DENIAL OR DISQUALIFICATION OF LICENSURE	APPLICANTS WHO PROVIDED EVIDENCE OF MITIGATION OR REHABILITATION	OUTCOME			APPLICANTS WHO APPEALED ANY DENIAL OR DISQUALIFICATION OF LICENSURE	OUTCOME		
					DENIAL	ISSUED	WITHDRAWN		DENIAL	ISSUED	WITHDRAWN
AUTOMOTIVE REPAIR DEALER REGISTRATION	3,741	107	1	107	1	106	1	1	0	0	0
BRAKE AND LAMP ADJUSTER	1,209	62	6	60	6	54	2	2	0	0	0
BRAKE AND LAMP STATION	141	8	0	8	0	8	0	0	0	0	0
SMOG CHECK INSPECTOR	1,213	101	2	98	2	96	0	0	0	0	0
SMOG CHECK REPAIR ONLY STATION	8	1	0	1	0	1	0	0	0	0	0
SMOG CHECK REPAIR TECHNICIAN	552	43	1	42	1	41	0	1	0	0	0
SMOG CHECK TEST ONLY STATION	242	6	0	6	0	6	1	0	0	0	0
SMOG CHECK TEST AND REPAIR STATION	244	6	0	6	0	6	0	0	0	0	0
VEHICLE SAFETY SYSTEMS STATION	429	2	0	2	0	2	0	0	0	0	0
VEHICLE SAFETY SYSTEMS TECHNICIAN	559	23	0	23	0	23	0	0	0	0	0

DEMOGRAPHIC INFORMATION	APPLICANTS WHO RECEIVED NOTICE OF DENIAL OR DISQUALIFICATION OF LICENSURE	APPLICANTS WHO PROVIDED EVIDENCE OF MITIGATION OR REHABILITATION	APPLICANTS WHO APPEALED ANY DENIAL OR DISQUALIFICATION OF LICENSURE
MALE	0	27	0
FEMALE	0	3	0
NONBINARY	0	1	0
DECLINE TO STATE	0	4	0
AFRICAN-AMERICAN/BLACK/ AFRICAN-BORN	0	2	0
AMERICAN INDIAN/NATIVE AMERICAN/ALASKAN NATIVE	0	1	0
CAUCASIAN/WHITE EUROPEAN/ MIDDLE EASTERN	0	10	0
LATINO/HISPANIC	0	9	0
CENTRAL AMERICAN	0	0	0
PUERTO RICAN	0	0	0
CUBAN	0	0	0
SOUTH AMERICAN	0	0	0
MEXICAN	0	5	0
OTHER HISPANIC	0	1	0
ASIAN	0	1	0
CAMBODIAN	0	0	0
CHINESE	0	0	0
HMONG	0	0	0

DEMOGRAPHIC INFORMATION	APPLICANTS WHO RECEIVED NOTICE OF DENIAL OR DISQUALIFICATION OF LICENSURE	APPLICANTS WHO PROVIDED EVIDENCE OF MITIGATION OR REHABILITATION	APPLICANTS WHO APPEALED ANY DENIAL OR DISQUALIFICATION OF LICENSURE
INDIAN	0	1	0
INDONESIAN	0	0	0
JAPANESE	0	0	0
KOREAN	0	0	0
LAOTIAN	0	0	0
MALAYSIAN	0	0	0
PAKISTANI	0	0	0
SINGAPOREAN	0	0	0
THAI	0	0	0
VIETNAMESE	0	0	0
OTHER ASIAN	0	0	0
NATIVE HAWAIIAN/PACIFIC ISLANDER	0	0	0
FIJIAN	0	0	0
FILIPINO	0	0	0
GUAMANIAN	0	0	0
HAWAIIAN	0	0	0
SAMOAN	0	0	0
TONGAN	0	0	0
OTHER PACIFIC ISLANDER	0	0	0
OTHER NOT LISTED ABOVE	0	2	0

BARBERING AND COSMETOLOGY, BOARD OF

LICENSE TYPE	TOTAL NUMBER OF APPLICATIONS RECEIVED	APPLICATIONS REQUIRING INQUIRIES REGARDING CRIMINAL HISTORY	APPLICANTS WHO RECEIVED NOTICE OF DENIAL OR DISQUALIFICATION OF LICENSURE	APPLICANTS WHO PROVIDED EVIDENCE OF MITIGATION OR REHABILITATION	OUTCOME			APPLICANTS WHO APPEALED ANY DENIAL OR DISQUALIFICATION OF LICENSURE	OUTCOME		
					DENIAL	ISSUED	WITHDRAWN		DENIAL	ISSUED	WITHDRAWN
BARBER	4,654	74	0	0	0	0	0	0	0	0	0
BARBER APPRENTICE	1,501	1	0	0	0	0	0	0	0	0	0
COSMETOLOGIST	12,095	57	2	0	1	0	0	1	0	0	0
COSMETOLOGIST APPRENTICE	999	0	0	0	0	0	0	0	0	0	0
ELECTROLOGIST	121	6	0	0	0	0	0	0	0	0	0
ELECTROLOGIST APPRENTICE	0	0	0	0	0	0	0	0	0	0	0
ESTABLISHMENT	8,336	0	0	0	0	0	0	0	0	0	0
ESTHETICIAN	9,197	80	1	0	1	0	0	0	0	0	0
HAIRSTYLIST	95	0	0	0	0	0	0	0	0	0	0
MANICURIST	6,457	18	0	0	0	0	0	0	0	0	0
MOBILE UNIT	20	0	0	0	0	0	0	0	0	0	0
PERSONAL SERVICE PERMIT	87	0	0	0	0	0	0	0	0	0	0

DEMOGRAPHIC INFORMATION	APPLICANTS WHO RECEIVED NOTICE OF DENIAL OR DISQUALIFICATION OF LICENSURE	APPLICANTS WHO PROVIDED EVIDENCE OF MITIGATION OR REHABILITATION	APPLICANTS WHO APPEALED ANY DENIAL OR DISQUALIFICATION OF LICENSURE
MALE	0	0	0
FEMALE	0	0	0
NONBINARY	0	0	0
DECLINE TO STATE	0	0	0
AFRICAN-AMERICAN/BLACK/AFRICAN-BORN	0	0	0
AMERICAN INDIAN/NATIVE AMERICAN/ALASKAN NATIVE	0	0	0
CAUCASIAN/WHITE EUROPEAN/MIDDLE EASTERN	0	0	0
LATINO/HISPANIC	0	0	0
CENTRAL AMERICAN	0	0	0
PUERTO RICAN	0	0	0
CUBAN	0	0	0
SOUTH AMERICAN	0	0	0
MEXICAN	0	0	0
OTHER HISPANIC	0	0	0
ASIAN	0	0	0
CAMBODIAN	0	0	0
CHINESE	0	0	0
HMONG	0	0	0

DEMOGRAPHIC INFORMATION	APPLICANTS WHO RECEIVED NOTICE OF DENIAL OR DISQUALIFICATION OF LICENSURE	APPLICANTS WHO PROVIDED EVIDENCE OF MITIGATION OR REHABILITATION	APPLICANTS WHO APPEALED ANY DENIAL OR DISQUALIFICATION OF LICENSURE
INDIAN	0	0	0
INDONESIAN	0	0	0
JAPANESE	0	0	0
KOREAN	0	0	0
LAOTIAN	0	0	0
MALAYSIAN	0	0	0
PAKISTANI	0	0	0
SINGAPOREAN	0	0	0
THAI	0	0	0
VIETNAMESE	0	0	0
OTHER ASIAN	0	0	0
NATIVE HAWAIIAN/PACIFIC ISLANDER	0	0	0
FIJIAN	0	0	0
FILIPINO	0	0	0
GUAMANIAN	0	0	0
HAWAIIAN	0	0	0
SAMOAN	0	0	0
TONGAN	0	0	0
OTHER PACIFIC ISLANDER	0	0	0
OTHER NOT LISTED ABOVE	0	0	0

BEHAVIORAL SCIENCES, BOARD OF

LICENSE TYPE	TOTAL NUMBER OF APPLICATIONS RECEIVED	APPLICATIONS REQUIRING INQUIRIES REGARDING CRIMINAL HISTORY	APPLICANTS WHO RECEIVED NOTICE OF DENIAL OR DISQUALIFICATION OF LICENSURE	APPLICANTS WHO PROVIDED EVIDENCE OF MITIGATION OR REHABILITATION	OUTCOME			APPLICANTS WHO APPEALED ANY DENIAL OR DISQUALIFICATION OF LICENSURE	OUTCOME		
					DENIAL	ISSUED	WITHDRAWN		DENIAL	ISSUED	WITHDRAWN
ASSOCIATE CLINICAL SOCIAL WORKER	4,816	301	25	37	0	35	0	15	0	4	6
ASSOCIATE MARRIAGE AND FAMILY THERAPIST	4,893	192	31	30	0	30	0	22	0	9	5
ASSOCIATE PROFESSIONAL CLINICAL COUNSELOR	1,982	101	5	20	0	19	0	4	0	2	0
LICENSED CLINICAL SOCIAL WORKER	2,709	0	0	0	0	0	0	0	0	0	0
LICENSED EDUCATIONAL PSYCHOLOGIST	185	6	0	1	0	1	0	0	0	0	0
LICENSED MARRIAGE AND FAMILY THERAPIST	2,595	0	0	0	0	0	0	0	0	0	0
LICENSED PROFESSIONAL CLINICAL COUNSELOR	918	0	0	0	0	0	0	0	0	0	0

DEMOGRAPHIC INFORMATION	APPLICANTS WHO RECEIVED NOTICE OF DENIAL OR DISQUALIFICATION OF LICENSURE	APPLICANTS WHO PROVIDED EVIDENCE OF MITIGATION OR REHABILITATION	APPLICANTS WHO APPEALED ANY DENIAL OR DISQUALIFICATION OF LICENSURE
MALE	1	4	1
FEMALE	1	11	0
NONBINARY	0	0	0
DECLINE TO STATE	0	0	0
AFRICAN-AMERICAN/BLACK/ AFRICAN-BORN	0	1	1
AMERICAN INDIAN/NATIVE AMERICAN/ALASKAN NATIVE	0	1	0
CAUCASIAN/WHITE EUROPEAN/ MIDDLE EASTERN	2	8	0
LATINO/HISPANIC	0	3	0
CENTRAL AMERICAN	0	0	0
PUERTO RICAN	0	0	0
CUBAN	0	0	0
SOUTH AMERICAN	0	1	0
MEXICAN	0	2	0
OTHER HISPANIC	0	0	0
ASIAN	0	0	0
CAMBODIAN	0	0	0
CHINESE	0	0	0
HMONG	0	0	0

DEMOGRAPHIC INFORMATION	APPLICANTS WHO RECEIVED NOTICE OF DENIAL OR DISQUALIFICATION OF LICENSURE	APPLICANTS WHO PROVIDED EVIDENCE OF MITIGATION OR REHABILITATION	APPLICANTS WHO APPEALED ANY DENIAL OR DISQUALIFICATION OF LICENSURE
INDIAN	0	0	0
INDONESIAN	0	0	0
JAPANESE	0	0	0
KOREAN	0	0	0
LAOTIAN	0	0	0
MALAYSIAN	0	0	0
PAKISTANI	0	0	0
SINGAPOREAN	0	0	0
THAI	0	0	0
VIETNAMESE	0	0	0
OTHER ASIAN	0	0	0
NATIVE HAWAIIAN/PACIFIC ISLANDER	0	0	0
FIJIAN	0	0	0
FILIPINO	0	2	0
GUAMANIAN	0	0	0
HAWAIIAN	0	0	0
SAMOAN	0	0	0
TONGAN	0	0	0
OTHER PACIFIC ISLANDER	0	0	0
OTHER NOT LISTED ABOVE	0	0	0

CEMETERY AND FUNERAL BUREAU											
LICENSE TYPE	TOTAL NUMBER OF APPLICATIONS RECEIVED	APPLICATIONS REQUIRING INQUIRIES REGARDING CRIMINAL HISTORY	APPLICANTS WHO RECEIVED NOTICE OF DENIAL OR DISQUALIFICATION OF LICENSURE	APPLICANTS WHO PROVIDED EVIDENCE OF MITIGATION OR REHABILITATION	OUTCOME			APPLICANTS WHO APPEALED ANY DENIAL OR DISQUALIFICATION OF LICENSURE	OUTCOME		
					DENIAL	ISSUED	WITHDRAWN		DENIAL	ISSUED	WITHDRAWN
APPRENTICE EMBALMER	4	0	0	0	0	0	0	0	0	0	0
CEMETERY BROKER BRANCH	0	0	0	0	0	0	0	0	0	0	0
CEMETERY BROKER	0	0	0	0	0	0	0	0	0	0	0
CEMETERY MANAGER	5	0	0	0	0	1	0	0	0	0	0
CEMETERY SALESPERSON	64	6	2	1	1	0	0	0	0	0	0
CERTIFICATE OF AUTHORITY (CEMETERY)	0	0	0	0	0	0	0	0	0	0	0
CREMATED REMAINS DISPOSER	1	0	0	0	0	0	0	0	0	0	0
CREMATORY	0	0	0	0	0	0	0	0	0	0	0
CREMATORY MANAGER	7	2	0	1	1	0	0	0	0	0	0
EMBALMER	8	0	0	0	0	0	0	0	0	0	0
FUNERAL DIRECTOR	7	4	1	5	1	0	0	1	1	1	0
FUNERAL ESTABLISHMENT	0	0	0	0	0	0	0	0	0	0	0
HYDROLYSIS FACILITY	0	0	0	0	0	0	0	0	0	0	0

DEMOGRAPHIC INFORMATION	APPLICANTS WHO RECEIVED NOTICE OF DENIAL OR DISQUALIFICATION OF LICENSURE	APPLICANTS WHO PROVIDED EVIDENCE OF MITIGATION OR REHABILITATION	APPLICANTS WHO APPEALED ANY DENIAL OR DISQUALIFICATION OF LICENSURE
MALE	0	0	0
FEMALE	0	0	0
NONBINARY	0	0	0
DECLINE TO STATE	0	0	0
AFRICAN-AMERICAN/BLACK/ AFRICAN-BORN	0	0	0
AMERICAN INDIAN/NATIVE AMERICAN/ALASKAN NATIVE	0	0	0
CAUCASIAN/WHITE EUROPEAN/ MIDDLE EASTERN	0	0	0
LATINO/HISPANIC	0	0	0
CENTRAL AMERICAN	0	0	0
PUERTO RICAN	0	0	0
CUBAN	0	0	0
SOUTH AMERICAN	0	0	0
MEXICAN	0	0	0
OTHER HISPANIC	0	0	0
ASIAN	0	0	0
CAMBODIAN	0	0	0
CHINESE	0	0	0
HMONG	0	0	0

DEMOGRAPHIC INFORMATION	APPLICANTS WHO RECEIVED NOTICE OF DENIAL OR DISQUALIFICATION OF LICENSURE	APPLICANTS WHO PROVIDED EVIDENCE OF MITIGATION OR REHABILITATION	APPLICANTS WHO APPEALED ANY DENIAL OR DISQUALIFICATION OF LICENSURE
INDIAN	0	0	0
INDONESIAN	0	0	0
JAPANESE	0	0	0
KOREAN	0	0	0
LAOTIAN	0	0	0
MALAYSIAN	0	0	0
PAKISTANI	0	0	0
SINGAPOREAN	0	0	0
THAI	0	0	0
VIETNAMESE	0	0	0
OTHER ASIAN	0	0	0
NATIVE HAWAIIAN/PACIFIC ISLANDER	0	0	0
FIJIAN	0	0	0
FILIPINO	0	0	0
GUAMANIAN	0	0	0
HAWAIIAN	0	0	0
SAMOAN	0	0	0
TONGAN	0	0	0
OTHER PACIFIC ISLANDER	0	0	0
OTHER NOT LISTED ABOVE	0	0	0

CHIROPRACTIC EXAMINERS, BOARD OF

LICENSE TYPE	TOTAL NUMBER OF APPLICATIONS RECEIVED	APPLICATIONS REQUIRING INQUIRIES REGARDING CRIMINAL HISTORY	APPLICANTS WHO RECEIVED NOTICE OF DENIAL OR DISQUALIFICATION OF LICENSURE	APPLICANTS WHO PROVIDED EVIDENCE OF MITIGATION OR REHABILITATION	OUTCOME			APPLICANTS WHO APPEALED ANY DENIAL OR DISQUALIFICATION OF LICENSURE	OUTCOME		
					DENIAL	ISSUED	WITHDRAWN		DENIAL	ISSUED	WITHDRAWN
DOCTOR OF CHIROPRACTIC	387	21	2	9	1	8	0	1	1	0	0

DEMOGRAPHIC INFORMATION	APPLICANTS WHO RECEIVED NOTICE OF DENIAL OR DISQUALIFICATION OF LICENSURE	APPLICANTS WHO PROVIDED EVIDENCE OF MITIGATION OR REHABILITATION	APPLICANTS WHO APPEALED ANY DENIAL OR DISQUALIFICATION OF LICENSURE
MALE	0	0	0
FEMALE	0	0	0
NONBINARY	0	0	0
DECLINE TO STATE	0	0	0
AFRICAN-AMERICAN/BLACK/AFRICAN-BORN	0	0	0
AMERICAN INDIAN/NATIVE AMERICAN/ALASKAN NATIVE	0	0	0
CAUCASIAN/WHITE EUROPEAN/MIDDLE EASTERN	0	0	0
LATINO/HISPANIC	0	0	0
CENTRAL AMERICAN	0	0	0
PUERTO RICAN	0	0	0
CUBAN	0	0	0
SOUTH AMERICAN	0	0	0
MEXICAN	0	0	0
OTHER HISPANIC	0	0	0
ASIAN	0	0	0
CAMBODIAN	0	0	0
CHINESE	0	0	0
HMONG	0	0	0

DEMOGRAPHIC INFORMATION	APPLICANTS WHO RECEIVED NOTICE OF DENIAL OR DISQUALIFICATION OF LICENSURE	APPLICANTS WHO PROVIDED EVIDENCE OF MITIGATION OR REHABILITATION	APPLICANTS WHO APPEALED ANY DENIAL OR DISQUALIFICATION OF LICENSURE
INDIAN	0	0	0
INDONESIAN	0	0	0
JAPANESE	0	0	0
KOREAN	0	0	0
LAOTIAN	0	0	0
MALAYSIAN	0	0	0
PAKISTANI	0	0	0
SINGAPOREAN	0	0	0
THAI	0	0	0
VIETNAMESE	0	0	0
OTHER ASIAN	0	0	0
NATIVE HAWAIIAN/PACIFIC ISLANDER	0	0	0
FIJIAN	0	0	0
FILIPINO	0	0	0
GUAMANIAN	0	0	0
HAWAIIAN	0	0	0
SAMOAN	0	0	0
TONGAN	0	0	0
OTHER PACIFIC ISLANDER	0	0	0
OTHER NOT LISTED ABOVE	0	0	0

CONTRACTORS STATE LICENSE BOARD											
LICENSE TYPE	TOTAL NUMBER OF APPLICATIONS RECEIVED	APPLICATIONS REQUIRING INQUIRIES REGARDING CRIMINAL HISTORY	APPLICANTS WHO RECEIVED NOTICE OF DENIAL OR DISQUALIFICATION OF LICENSURE	APPLICANTS WHO PROVIDED EVIDENCE OF MITIGATION OR REHABILITATION	OUTCOME			APPLICANTS WHO APPEALED ANY DENIAL OR DISQUALIFICATION OF LICENSURE	OUTCOME		
					DENIAL	ISSUED	WITHDRAWN		DENIAL	ISSUED	WITHDRAWN
HOME IMPROVEMENT SALESPERSON REGISTRATION	12,238	3,364	4	4	4	0	0	0	0	0	0
ORIGINAL CONTRACTOR	28,038	9,910	5	5	2	0	1	2	0	0	2

DEMOGRAPHIC INFORMATION	APPLICANTS WHO RECEIVED NOTICE OF DENIAL OR DISQUALIFICATION OF LICENSURE	APPLICANTS WHO PROVIDED EVIDENCE OF MITIGATION OR REHABILITATION	APPLICANTS WHO APPEALED ANY DENIAL OR DISQUALIFICATION OF LICENSURE
MALE	0	0	0
FEMALE	0	0	0
NONBINARY	0	0	0
DECLINE TO STATE	0	0	0
AFRICAN-AMERICAN/BLACK/AFRICAN-BORN	0	0	0
AMERICAN INDIAN/NATIVE AMERICAN/ALASKAN NATIVE	0	0	0
CAUCASIAN/WHITE EUROPEAN/MIDDLE EASTERN	0	0	0
LATINO/HISPANIC	0	0	0
CENTRAL AMERICAN	0	0	0
PUERTO RICAN	0	0	0
CUBAN	0	0	0
SOUTH AMERICAN	0	0	0
MEXICAN	0	0	0
OTHER HISPANIC	0	0	0
ASIAN	0	0	0
CAMBODIAN	0	0	0
CHINESE	0	0	0
HMONG	0	0	0

DEMOGRAPHIC INFORMATION	APPLICANTS WHO RECEIVED NOTICE OF DENIAL OR DISQUALIFICATION OF LICENSURE	APPLICANTS WHO PROVIDED EVIDENCE OF MITIGATION OR REHABILITATION	APPLICANTS WHO APPEALED ANY DENIAL OR DISQUALIFICATION OF LICENSURE
INDIAN	0	0	0
INDONESIAN	0	0	0
JAPANESE	0	0	0
KOREAN	0	0	0
LAOTIAN	0	0	0
MALAYSIAN	0	0	0
PAKISTANI	0	0	0
SINGAPOREAN	0	0	0
THAI	0	0	0
VIETNAMESE	0	0	0
OTHER ASIAN	0	0	0
NATIVE HAWAIIAN/PACIFIC ISLANDER	0	0	0
FIJIAN	0	0	0
FILIPINO	0	0	0
GUAMANIAN	0	0	0
HAWAIIAN	0	0	0
SAMOAN	0	0	0
TONGAN	0	0	0
OTHER PACIFIC ISLANDER	0	0	0
OTHER NOT LISTED ABOVE	0	0	0

COURT REPORTERS BOARD OF CALIFORNIA

LICENSE TYPE	TOTAL NUMBER OF APPLICATIONS RECEIVED	APPLICATIONS REQUIRING INQUIRIES REGARDING CRIMINAL HISTORY	APPLICANTS WHO RECEIVED NOTICE OF DENIAL OR DISQUALIFICATION OF LICENSURE	APPLICANTS WHO PROVIDED EVIDENCE OF MITIGATION OR REHABILITATION	OUTCOME			APPLICANTS WHO APPEALED ANY DENIAL OR DISQUALIFICATION OF LICENSURE	OUTCOME		
					DENIAL	ISSUED	WITHDRAWN		DENIAL	ISSUED	WITHDRAWN
CERTIFIED SHORTHAND REPORTER	123	0	0	0	0	0	0	0	0	0	0

DEMOGRAPHIC INFORMATION	APPLICANTS WHO RECEIVED NOTICE OF DENIAL OR DISQUALIFICATION OF LICENSURE	APPLICANTS WHO PROVIDED EVIDENCE OF MITIGATION OR REHABILITATION	APPLICANTS WHO APPEALED ANY DENIAL OR DISQUALIFICATION OF LICENSURE
MALE	0	0	0
FEMALE	0	0	0
NONBINARY	0	0	0
DECLINE TO STATE	0	0	0
AFRICAN-AMERICAN/BLACK/ AFRICAN-BORN	0	0	0
AMERICAN INDIAN/NATIVE AMERICAN/ALASKAN NATIVE	0	0	0
CAUCASIAN/WHITE EUROPEAN/ MIDDLE EASTERN	0	0	0
LATINO/HISPANIC	0	0	0
CENTRAL AMERICAN	0	0	0
PUERTO RICAN	0	0	0
CUBAN	0	0	0
SOUTH AMERICAN	0	0	0
MEXICAN	0	0	0
OTHER HISPANIC	0	0	0
ASIAN	0	0	0
CAMBODIAN	0	0	0
CHINESE	0	0	0
HMONG	0	0	0

DEMOGRAPHIC INFORMATION	APPLICANTS WHO RECEIVED NOTICE OF DENIAL OR DISQUALIFICATION OF LICENSURE	APPLICANTS WHO PROVIDED EVIDENCE OF MITIGATION OR REHABILITATION	APPLICANTS WHO APPEALED ANY DENIAL OR DISQUALIFICATION OF LICENSURE
INDIAN	0	0	0
INDONESIAN	0	0	0
JAPANESE	0	0	0
KOREAN	0	0	0
LAOTIAN	0	0	0
MALAYSIAN	0	0	0
PAKISTANI	0	0	0
SINGAPOREAN	0	0	0
THAI	0	0	0
VIETNAMESE	0	0	0
OTHER ASIAN	0	0	0
NATIVE HAWAIIAN/PACIFIC ISLANDER	0	0	0
FIJIAN	0	0	0
FILIPINO	0	0	0
GUAMANIAN	0	0	0
HAWAIIAN	0	0	0
SAMOAN	0	0	0
TONGAN	0	0	0
OTHER PACIFIC ISLANDER	0	0	0
OTHER NOT LISTED ABOVE	0	0	0

DENTAL BOARD OF CALIFORNIA											
LICENSE TYPE	TOTAL NUMBER OF APPLICATIONS RECEIVED	APPLICATIONS REQUIRING INQUIRIES REGARDING CRIMINAL HISTORY	APPLICANTS WHO RECEIVED NOTICE OF DENIAL OR DISQUALIFICATION OF LICENSURE	APPLICANTS WHO PROVIDED EVIDENCE OF MITIGATION OR REHABILITATION	OUTCOME			APPLICANTS WHO APPEALED ANY DENIAL OR DISQUALIFICATION OF LICENSURE	OUTCOME		
					DENIAL	ISSUED	WITHDRAWN		DENIAL	ISSUED	WITHDRAWN
CONSCIOUS SEDATION PERMIT	0	0	0	0	0	0	0	0	0	0	0
DENTAL SEDATION ASSISTANT PERMIT	11	1	0	2	0	0	0	0	0	0	0
DENTIST	2,720	2	1	0	1	1	0	0	0	0	0
ELECTIVE FACIAL COSMETIC SURGERY PERMIT	2	0	0	0	0	0	0	0	0	0	0
GENERAL ANESTHESIA PERMIT	36	0	0	0	0	0	0	0	0	0	0
MEDICAL GENERAL ANESTHESIA PERMIT	33	0	0	0	0	0	0	0	0	0	0
MODERATE SEDATION PERMIT	280	0	0	0	0	0	0	0	0	0	0
ORAL AND MAXILLOFACIAL SURGEON	1	0	0	0	0	0	0	0	0	0	0
ORAL CONSCIOUS SEDATION PERMIT	118	0	0	0	0	0	0	0	0	0	0
ORTHODONTIC ASSISTANT PERMIT	248	18	1	0	1	1	0	0			0
PEDIATRIC MINIMAL SEDATION PERMIT	214	0	0	0	0	0	0	0	0	0	0
REGISTERED DENTAL ASSISTANT	3,231	151	13	29	13	0	0	6	0	5	0
REGISTERED DENTAL ASSISTANT IN EXTENDED FUNCTIONS	196	17	0	4	0	0	0	0	0	0	0
SPECIAL PERMIT	27	0	0	0	0	0	0	0	0	0	0

DEMOGRAPHIC INFORMATION	APPLICANTS WHO RECEIVED NOTICE OF DENIAL OR DISQUALIFICATION OF LICENSURE	APPLICANTS WHO PROVIDED EVIDENCE OF MITIGATION OR REHABILITATION	APPLICANTS WHO APPEALED ANY DENIAL OR DISQUALIFICATION OF LICENSURE
MALE	0	3	0
FEMALE	0	9	2
NONBINARY	0	0	0
DECLINE TO STATE	0	0	0
AFRICAN-AMERICAN/BLACK/ AFRICAN-BORN	0	1	0
AMERICAN INDIAN/NATIVE AMERICAN/ALASKAN NATIVE	0	0	0
CAUCASIAN/WHITE EUROPEAN/ MIDDLE EASTERN	0	5	0
LATINO/HISPANIC	0	2	1
CENTRAL AMERICAN	0	1	0
PUERTO RICAN	0	0	0
CUBAN	0	0	0
SOUTH AMERICAN	0	0	0
MEXICAN	0	2	1
OTHER HISPANIC	0	0	0
ASIAN	0	0	0
CAMBODIAN	0	0	0
CHINESE	0	0	0
HMONG	0	0	0

DEMOGRAPHIC INFORMATION	APPLICANTS WHO RECEIVED NOTICE OF DENIAL OR DISQUALIFICATION OF LICENSURE	APPLICANTS WHO PROVIDED EVIDENCE OF MITIGATION OR REHABILITATION	APPLICANTS WHO APPEALED ANY DENIAL OR DISQUALIFICATION OF LICENSURE
INDIAN	0	0	0
INDONESIAN	0	0	0
JAPANESE	0	0	0
KOREAN	0	0	0
LAOTIAN	0	0	0
MALAYSIAN	0	0	0
PAKISTANI	0	0	0
SINGAPOREAN	0	0	0
THAI	0	0	0
VIETNAMESE	0	0	0
OTHER ASIAN	0	0	0
NATIVE HAWAIIAN/PACIFIC ISLANDER	0	0	0
FIJIAN	0	0	0
FILIPINO	0	0	0
GUAMANIAN	0	0	0
HAWAIIAN	0	0	0
SAMOAN	0	0	0
TONGAN	0	0	0
OTHER PACIFIC ISLANDER	0	0	0
OTHER NOT LISTED ABOVE	0	2	0

DENTAL HYGIENE BOARD OF CALIFORNIA

LICENSE TYPE	TOTAL NUMBER OF APPLICATIONS RECEIVED	APPLICATIONS REQUIRING INQUIRIES REGARDING CRIMINAL HISTORY	APPLICANTS WHO RECEIVED NOTICE OF DENIAL OR DISQUALIFICATION OF LICENSURE	APPLICANTS WHO PROVIDED EVIDENCE OF MITIGATION OR REHABILITATION	OUTCOME			APPLICANTS WHO APPEALED ANY DENIAL OR DISQUALIFICATION OF LICENSURE	OUTCOME		
					DENIAL	ISSUED	WITHDRAWN		DENIAL	ISSUED	WITHDRAWN
REGISTERED DENTAL HYGIENIST	838	14	5	13	5	9	0	3	0	1	1
REGISTERED DENTAL HYGIENIST IN ALTERNATIVE PRACTICE	69	2	0	2	0	0	0	0	0	0	0
REGISTERED DENTAL HYGIENIST IN EXTENDED FUNCTIONS	0	0	0	0	0	0	0	0	0	0	0

DEMOGRAPHIC INFORMATION	APPLICANTS WHO RECEIVED NOTICE OF DENIAL OR DISQUALIFICATION OF LICENSURE	APPLICANTS WHO PROVIDED EVIDENCE OF MITIGATION OR REHABILITATION	APPLICANTS WHO APPEALED ANY DENIAL OR DISQUALIFICATION OF LICENSURE
MALE	0	0	0
FEMALE	0	1	0
NONBINARY	0	0	0
DECLINE TO STATE	0	0	0
AFRICAN-AMERICAN/BLACK/ AFRICAN-BORN	0	0	0
AMERICAN INDIAN/NATIVE AMERICAN/ALASKAN NATIVE	0	0	0
CAUCASIAN/WHITE EUROPEAN/ MIDDLE EASTERN	0	1	0
LATINO/HISPANIC	0	0	0
CENTRAL AMERICAN	0	0	0
PUERTO RICAN	0	0	0
CUBAN	0	0	0
SOUTH AMERICAN	0	0	0
MEXICAN	0	0	0
OTHER HISPANIC	0	0	0
ASIAN	0	0	0
CAMBODIAN	0	0	0
CHINESE	0	0	0
HMONG	0	0	0

DEMOGRAPHIC INFORMATION	APPLICANTS WHO RECEIVED NOTICE OF DENIAL OR DISQUALIFICATION OF LICENSURE	APPLICANTS WHO PROVIDED EVIDENCE OF MITIGATION OR REHABILITATION	APPLICANTS WHO APPEALED ANY DENIAL OR DISQUALIFICATION OF LICENSURE
INDIAN	0	0	0
INDONESIAN	0	0	0
JAPANESE	0	0	0
KOREAN	0	0	0
LAOTIAN	0	0	0
MALAYSIAN	0	0	0
PAKISTANI	0	0	0
SINGAPOREAN	0	0	0
THAI	0	0	0
VIETNAMESE	0	0	0
OTHER ASIAN	0	0	0
NATIVE HAWAIIAN/PACIFIC ISLANDER	0	0	0
FIJIAN	0	0	0
FILIPINO	0	0	0
GUAMANIAN	0	0	0
HAWAIIAN	0	0	0
SAMOAN	0	0	0
TONGAN	0	0	0
OTHER PACIFIC ISLANDER	0	0	0
OTHER NOT LISTED ABOVE	0	0	0

HOUSEHOLD GOODS AND SERVICES, BUREAU OF

LICENSE TYPE	TOTAL NUMBER OF APPLICATIONS RECEIVED	APPLICATIONS REQUIRING INQUIRIES REGARDING CRIMINAL HISTORY	APPLICANTS WHO RECEIVED NOTICE OF DENIAL OR DISQUALIFICATION OF LICENSURE	APPLICANTS WHO PROVIDED EVIDENCE OF MITIGATION OR REHABILITATION	OUTCOME			APPLICANTS WHO APPEALED ANY DENIAL OR DISQUALIFICATION OF LICENSURE	OUTCOME		
					DENIAL	ISSUED	WITHDRAWN		DENIAL	ISSUED	WITHDRAWN
APPLIANCE SERVICE DEALER REGISTRATION	520	16	0	0	0	0	0	0	0	0	0
BEDDING RETAILER LICENSE	62	1	0	0	0	0	0	0	0	0	0
COMBINATION SERVICE DEALER REGISTRATION	19	1	0	0	0	0	0	0	0	0	0
CUSTOM UPHOLSTERER LICENSE	14	0	0	0	0	0	0	0	0	0	0
ELECTRONIC SERVICE DEALER REGISTRATION	157	9	0	0	0	0	0	0	0	0	0
FURNITURE AND BEDDING MANUFACTURER LICENSE	96	3	0	0	0	0	0	0	0	0	0
FURNITURE AND BEDDING RETAILER LICENSE	195	1	0	0	0	0	0	0	0	0	0
FURNITURE AND BEDDING WHOLESALER LICENSE	7	0	0	0	0	0	0	0	0	0	0
FURNITURE RETAILER LICENSE	49	2	0	0	0	0	0	0	0	0	0
HOUSEHOLD MOVERS PERMIT	186	38	0	0	0	0	0	0	0	0	0
IMPORTER LICENSE	674	1	0	0	0	0	0	0	0	0	0
SANITIZER LICENSE	3	0	0	0	0	0	0	0	0	0	0
SERVICE CONTRACT ADMINISTRATOR LICENSE	2	2	0	0	0	0	0	0	0	0	0
SERVICE CONTRACT SELLER REGISTRATION	222	0	0	0	0	0	0	0	0	0	0
SUPPLY DEALER LICENSE	3	0	0	0	0	0	0	0	0	0	0
THERMAL INSULATION MANUFACTURER LICENSE	7	0	0	0	0	0	0	0	0	0	0

DEMOGRAPHIC INFORMATION	APPLICANTS WHO RECEIVED NOTICE OF DENIAL OR DISQUALIFICATION OF LICENSURE	APPLICANTS WHO PROVIDED EVIDENCE OF MITIGATION OR REHABILITATION	APPLICANTS WHO APPEALED ANY DENIAL OR DISQUALIFICATION OF LICENSURE
MALE	0	0	0
FEMALE	0	0	0
NONBINARY	0	0	0
DECLINE TO STATE	0	0	0
AFRICAN-AMERICAN/BLACK/AFRICAN-BORN	0	0	0
AMERICAN INDIAN/NATIVE AMERICAN/ALASKAN NATIVE	0	0	0
CAUCASIAN/WHITE EUROPEAN/MIDDLE EASTERN	0	0	0
LATINO/HISPANIC	0	0	0
CENTRAL AMERICAN	0	0	0
PUERTO RICAN	0	0	0
CUBAN	0	0	0
SOUTH AMERICAN	0	0	0
MEXICAN	0	0	0
OTHER HISPANIC	0	0	0
ASIAN	0	0	0
CAMBODIAN	0	0	0
CHINESE	0	0	0
HMONG	0	0	0

DEMOGRAPHIC INFORMATION	APPLICANTS WHO RECEIVED NOTICE OF DENIAL OR DISQUALIFICATION OF LICENSURE	APPLICANTS WHO PROVIDED EVIDENCE OF MITIGATION OR REHABILITATION	APPLICANTS WHO APPEALED ANY DENIAL OR DISQUALIFICATION OF LICENSURE
INDIAN	0	0	0
INDONESIAN	0	0	0
JAPANESE	0	0	0
KOREAN	0	0	0
LAOTIAN	0	0	0
MALAYSIAN	0	0	0
PAKISTANI	0	0	0
SINGAPOREAN	0	0	0
THAI	0	0	0
VIETNAMESE	0	0	0
OTHER ASIAN	0	0	0
NATIVE HAWAIIAN/PACIFIC ISLANDER	0	0	0
FIJIAN	0	0	0
FILIPINO	0	0	0
GUAMANIAN	0	0	0
HAWAIIAN	0	0	0
SAMOAN	0	0	0
TONGAN	0	0	0
OTHER PACIFIC ISLANDER	0	0	0
OTHER NOT LISTED ABOVE	0	0	0

MEDICAL BOARD OF CALIFORNIA

LICENSE TYPE	TOTAL NUMBER OF APPLICATIONS RECEIVED	APPLICATIONS REQUIRING INQUIRIES REGARDING CRIMINAL HISTORY	APPLICANTS WHO RECEIVED NOTICE OF DENIAL OR DISQUALIFICATION OF LICENSURE	APPLICANTS WHO PROVIDED EVIDENCE OF MITIGATION OR REHABILITATION	OUTCOME			APPLICANTS WHO APPEALED ANY DENIAL OR DISQUALIFICATION OF LICENSURE	OUTCOME		
					DENIAL	ISSUED	WITHDRAWN		DENIAL	ISSUED	WITHDRAWN
BPC 853 PILOT PROGRAM PHYSICIAN	1	0	0	0	0	0	0	0	0	0	0
LICENSED MIDWIFE	29	0	0	0	0	0	0	0	0	0	0
PHYSICIAN AND SURGEON	7,482	22	0	13	0	14	0	0	0	0	0
POLYSOMNOGRAPHIC TECHNICIAN	125	0	0	0	0	0	0	0	0	0	0
POLYSOMNOGRAPHIC TECHNOLOGIST	41	0	0	0	0	0	0	0	0	0	0
POLYSOMNOGRAPHIC TRAINEE	60	0	0	0	0	0	0	0	0	0	0
POSTGRADUATE TRAINING	3,035	11	0	11	0	10	1	0	0	0	0
RESEARCH PSYCHOANALYST	7	0	0	0	0	0	0	0	0	0	0
RESEARCH PSYCHOANALYST STUDENT	5	0	0	0	0	0	0	0	0	0	0
SPECIAL FACULTY	2	0	0	0	0	0	0	0	0	0	0
SPECIAL PROGRAMS (INDIVIDUAL)	63	0	0	0	0	0	0	0	0	0	0

DEMOGRAPHIC INFORMATION	APPLICANTS WHO RECEIVED NOTICE OF DENIAL OR DISQUALIFICATION OF LICENSURE	APPLICANTS WHO PROVIDED EVIDENCE OF MITIGATION OR REHABILITATION	APPLICANTS WHO APPEALED ANY DENIAL OR DISQUALIFICATION OF LICENSURE
MALE	0	2	0
FEMALE	0	0	0
NONBINARY	0	0	0
DECLINE TO STATE	0	0	0
AFRICAN-AMERICAN/BLACK/AFRICAN-BORN	0	0	0
AMERICAN INDIAN/NATIVE AMERICAN/ALASKAN NATIVE	0	0	0
CAUCASIAN/WHITE EUROPEAN/MIDDLE EASTERN	0	1	0
LATINO/HISPANIC	0	0	0
CENTRAL AMERICAN	0	0	0
PUERTO RICAN	0	0	0
CUBAN	0	0	0
SOUTH AMERICAN	0	0	0
MEXICAN	0	0	0
OTHER HISPANIC	0	0	0
ASIAN	0	0	0
CAMBODIAN	0	0	0
CHINESE	0	0	0
HMONG	0	0	0

DEMOGRAPHIC INFORMATION	APPLICANTS WHO RECEIVED NOTICE OF DENIAL OR DISQUALIFICATION OF LICENSURE	APPLICANTS WHO PROVIDED EVIDENCE OF MITIGATION OR REHABILITATION	APPLICANTS WHO APPEALED ANY DENIAL OR DISQUALIFICATION OF LICENSURE
INDIAN	0	0	0
INDONESIAN	0	0	0
JAPANESE	0	0	0
KOREAN	0	1	0
LAOTIAN	0	0	0
MALAYSIAN	0	0	0
PAKISTANI	0	0	0
SINGAPOREAN	0	0	0
THAI	0	0	0
VIETNAMESE	0	0	0
OTHER ASIAN	0	0	0
NATIVE HAWAIIAN/PACIFIC ISLANDER	0	0	0
FIJIAN	0	0	0
FILIPINO	0	0	0
GUAMANIAN	0	0	0
HAWAIIAN	0	0	0
SAMOAN	0	0	0
TONGAN	0	0	0
OTHER PACIFIC ISLANDER	0	0	0
OTHER NOT LISTED ABOVE	0	0	0

CALIFORNIA BOARD OF NATUROPATHIC MEDICINE

LICENSE TYPE	TOTAL NUMBER OF APPLICATIONS RECEIVED	APPLICATIONS REQUIRING INQUIRIES REGARDING CRIMINAL HISTORY	APPLICANTS WHO RECEIVED NOTICE OF DENIAL OR DISQUALIFICATION OF LICENSURE	APPLICANTS WHO PROVIDED EVIDENCE OF MITIGATION OR REHABILITATION	OUTCOME			APPLICANTS WHO APPEALED ANY DENIAL OR DISQUALIFICATION OF LICENSURE	OUTCOME		
					DENIAL	ISSUED	WITHDRAWN		DENIAL	ISSUED	WITHDRAWN
NATUROPATHIC DOCTOR	89	0	0	0	0	0	0	0	0	0	0

DEMOGRAPHIC INFORMATION	APPLICANTS WHO RECEIVED NOTICE OF DENIAL OR DISQUALIFICATION OF LICENSURE	APPLICANTS WHO PROVIDED EVIDENCE OF MITIGATION OR REHABILITATION	APPLICANTS WHO APPEALED ANY DENIAL OR DISQUALIFICATION OF LICENSURE
MALE	0	0	0
FEMALE	0	0	0
NONBINARY	0	0	0
DECLINE TO STATE	0	0	0
AFRICAN-AMERICAN/BLACK/ AFRICAN-BORN	0	0	0
AMERICAN INDIAN/NATIVE AMERICAN/ALASKAN NATIVE	0	0	0
CAUCASIAN/WHITE EUROPEAN/ MIDDLE EASTERN	0	0	0
LATINO/HISPANIC	0	0	0
CENTRAL AMERICAN	0	0	0
PUERTO RICAN	0	0	0
CUBAN	0	0	0
SOUTH AMERICAN	0	0	0
MEXICAN	0	0	0
OTHER HISPANIC	0	0	0
ASIAN	0	0	0
CAMBODIAN	0	0	0
CHINESE	0	0	0
HMONG	0	0	0

DEMOGRAPHIC INFORMATION	APPLICANTS WHO RECEIVED NOTICE OF DENIAL OR DISQUALIFICATION OF LICENSURE	APPLICANTS WHO PROVIDED EVIDENCE OF MITIGATION OR REHABILITATION	APPLICANTS WHO APPEALED ANY DENIAL OR DISQUALIFICATION OF LICENSURE
INDIAN	0	0	0
INDONESIAN	0	0	0
JAPANESE	0	0	0
KOREAN	0	0	0
LAOTIAN	0	0	0
MALAYSIAN	0	0	0
PAKISTANI	0	0	0
SINGAPOREAN	0	0	0
THAI	0	0	0
VIETNAMESE	0	0	0
OTHER ASIAN	0	0	0
NATIVE HAWAIIAN/PACIFIC ISLANDER	0	0	0
FIJIAN	0	0	0
FILIPINO	0	0	0
GUAMANIAN	0	0	0
HAWAIIAN	0	0	0
SAMOAN	0	0	0
TONGAN	0	0	0
OTHER PACIFIC ISLANDER	0	0	0
OTHER NOT LISTED ABOVE	0	0	0

OCCUPATIONAL THERAPY, CALIFORNIA BOARD OF

LICENSE TYPE	TOTAL NUMBER OF APPLICATIONS RECEIVED	APPLICATIONS REQUIRING INQUIRIES REGARDING CRIMINAL HISTORY	APPLICANTS WHO RECEIVED NOTICE OF DENIAL OR DISQUALIFICATION OF LICENSURE	APPLICANTS WHO PROVIDED EVIDENCE OF MITIGATION OR REHABILITATION	OUTCOME			APPLICANTS WHO APPEALED ANY DENIAL OR DISQUALIFICATION OF LICENSURE	OUTCOME		
					DENIAL	ISSUED	WITHDRAWN		DENIAL	ISSUED	WITHDRAWN
OCCUPATIONAL THERAPIST	1,701	13	0	1	0	9	0	0	0	0	0
OCCUPATIONAL THERAPIST LIMITED	120	1	0	0	0	1	0	0	0	0	0
OCCUPATIONAL THERAPY ASSISTANT	470	10	0	0	0	9	0	0	0	0	0
OCCUPATIONAL THERAPY ASSISTANT LIMITED	34	2	0	0	0	2	0	0	0	0	0

DEMOGRAPHIC INFORMATION	APPLICANTS WHO RECEIVED NOTICE OF DENIAL OR DISQUALIFICATION OF LICENSURE	APPLICANTS WHO PROVIDED EVIDENCE OF MITIGATION OR REHABILITATION	APPLICANTS WHO APPEALED ANY DENIAL OR DISQUALIFICATION OF LICENSURE
MALE	0	0	0
FEMALE	0	0	0
NONBINARY	0	0	0
DECLINE TO STATE	0	0	0
AFRICAN-AMERICAN/BLACK/ AFRICAN-BORN	0	0	0
AMERICAN INDIAN/NATIVE AMERICAN/ALASKAN NATIVE	0	0	0
CAUCASIAN/WHITE EUROPEAN/ MIDDLE EASTERN	0	0	0
LATINO/HISPANIC	0	0	0
CENTRAL AMERICAN	0	0	0
PUERTO RICAN	0	0	0
CUBAN	0	0	0
SOUTH AMERICAN	0	0	0
MEXICAN	0	0	0
OTHER HISPANIC	0	0	0
ASIAN	0	0	0
CAMBODIAN	0	0	0
CHINESE	0	0	0
HMONG	0	0	0

DEMOGRAPHIC INFORMATION	APPLICANTS WHO RECEIVED NOTICE OF DENIAL OR DISQUALIFICATION OF LICENSURE	APPLICANTS WHO PROVIDED EVIDENCE OF MITIGATION OR REHABILITATION	APPLICANTS WHO APPEALED ANY DENIAL OR DISQUALIFICATION OF LICENSURE
INDIAN	0	0	0
INDONESIAN	0	0	0
JAPANESE	0	0	0
KOREAN	0	0	0
LAOTIAN	0	0	0
MALAYSIAN	0	0	0
PAKISTANI	0	0	0
SINGAPOREAN	0	0	0
THAI	0	0	0
VIETNAMESE	0	0	0
OTHER ASIAN	0	0	0
NATIVE HAWAIIAN/PACIFIC ISLANDER	0	0	0
FIJIAN	0	0	0
FILIPINO	0	0	0
GUAMANIAN	0	0	0
HAWAIIAN	0	0	0
SAMOAN	0	0	0
TONGAN	0	0	0
OTHER PACIFIC ISLANDER	0	0	0
OTHER NOT LISTED ABOVE	0	0	0

OPTOMETRY, CALIFORNIA STATE BOARD OF

LICENSE TYPE	TOTAL NUMBER OF APPLICATIONS RECEIVED	APPLICATIONS REQUIRING INQUIRIES REGARDING CRIMINAL HISTORY	APPLICANTS WHO RECEIVED NOTICE OF DENIAL OR DISQUALIFICATION OF LICENSURE	APPLICANTS WHO PROVIDED EVIDENCE OF MITIGATION OR REHABILITATION	OUTCOME			APPLICANTS WHO APPEALED ANY DENIAL OR DISQUALIFICATION OF LICENSURE	OUTCOME		
					DENIAL	ISSUED	WITHDRAWN		DENIAL	ISSUED	WITHDRAWN
NONRESIDENT CONTACT LENS SELLER REGISTRATION	2	0	0	0	0	0	0	0	0	0	0
OPTOMETRIST	231	0	0	0	0	0	0	0	0	0	0
REGISTERED CONTACT LENS DISPENSER	142	9	0	2	0	2	0	0	0	0	0
REGISTERED DISPENSING OPTICIAN REGISTRATION	127	0	0	0	0	0	0	0	0	0	0
REGISTERED SPECTACLE LENS DISPENSER	358	25	2	10	2	8	0	2	0	0	0
STATEMENT OF LICENSURE	674	0	0	0	0	0	0	0	0	0	0

DEMOGRAPHIC INFORMATION	APPLICANTS WHO RECEIVED NOTICE OF DENIAL OR DISQUALIFICATION OF LICENSURE	APPLICANTS WHO PROVIDED EVIDENCE OF MITIGATION OR REHABILITATION	APPLICANTS WHO APPEALED ANY DENIAL OR DISQUALIFICATION OF LICENSURE
MALE	0	0	0
FEMALE	0	0	0
NONBINARY	0	0	0
DECLINE TO STATE	0	0	0
AFRICAN-AMERICAN/BLACK/ AFRICAN-BORN	0	0	0
AMERICAN INDIAN/NATIVE AMERICAN/ALASKAN NATIVE	0	0	0
CAUCASIAN/WHITE EUROPEAN/ MIDDLE EASTERN	0	0	0
LATINO/HISPANIC	0	0	0
CENTRAL AMERICAN	0	0	0
PUERTO RICAN	0	0	0
CUBAN	0	0	0
SOUTH AMERICAN	0	0	0
MEXICAN	0	0	0
OTHER HISPANIC	0	0	0
ASIAN	0	0	0
CAMBODIAN	0	0	0
CHINESE	0	0	0
HMONG	0	0	0

DEMOGRAPHIC INFORMATION	APPLICANTS WHO RECEIVED NOTICE OF DENIAL OR DISQUALIFICATION OF LICENSURE	APPLICANTS WHO PROVIDED EVIDENCE OF MITIGATION OR REHABILITATION	APPLICANTS WHO APPEALED ANY DENIAL OR DISQUALIFICATION OF LICENSURE
INDIAN	0	0	0
INDONESIAN	0	0	0
JAPANESE	0	0	0
KOREAN	0	0	0
LAOTIAN	0	0	0
MALAYSIAN	0	0	0
PAKISTANI	0	0	0
SINGAPOREAN	0	0	0
THAI	0	0	0
VIETNAMESE	0	0	0
OTHER ASIAN	0	0	0
NATIVE HAWAIIAN/PACIFIC ISLANDER	0	0	0
FIJIAN	0	0	0
FILIPINO	0	0	0
GUAMANIAN	0	0	0
HAWAIIAN	0	0	0
SAMOAN	0	0	0
TONGAN	0	0	0
OTHER PACIFIC ISLANDER	0	0	0
OTHER NOT LISTED ABOVE	0	0	0

OSTEOPATHIC MEDICAL BOARD OF CALIFORNIA

LICENSE TYPE	TOTAL NUMBER OF APPLICATIONS RECEIVED	APPLICATIONS REQUIRING INQUIRIES REGARDING CRIMINAL HISTORY	APPLICANTS WHO RECEIVED NOTICE OF DENIAL OR DISQUALIFICATION OF LICENSURE	APPLICANTS WHO PROVIDED EVIDENCE OF MITIGATION OR REHABILITATION	OUTCOME			APPLICANTS WHO APPEALED ANY DENIAL OR DISQUALIFICATION OF LICENSURE	OUTCOME		
					DENIAL	ISSUED	WITHDRAWN		DENIAL	ISSUED	WITHDRAWN
OSTEOPATHIC PHYSICIAN AND SURGEON	1,709	8	0	7	0	7	1	0	0	0	0
POSTGRADUATE TRAINING	723	4	0	4	0	4	0	0	0	0	0

DEMOGRAPHIC INFORMATION	APPLICANTS WHO RECEIVED NOTICE OF DENIAL OR DISQUALIFICATION OF LICENSURE	APPLICANTS WHO PROVIDED EVIDENCE OF MITIGATION OR REHABILITATION	APPLICANTS WHO APPEALED ANY DENIAL OR DISQUALIFICATION OF LICENSURE
MALE	0	0	0
FEMALE	0	0	0
NONBINARY	0	0	0
DECLINE TO STATE	0	0	0
AFRICAN-AMERICAN/BLACK/ AFRICAN-BORN	0	0	0
AMERICAN INDIAN/NATIVE AMERICAN/ALASKAN NATIVE	0	0	0
CAUCASIAN/WHITE EUROPEAN/ MIDDLE EASTERN	0	0	0
LATINO/HISPANIC	0	0	0
CENTRAL AMERICAN	0	0	0
PUERTO RICAN	0	0	0
CUBAN	0	0	0
SOUTH AMERICAN	0	0	0
MEXICAN	0	0	0
OTHER HISPANIC	0	0	0
ASIAN	0	0	0
CAMBODIAN	0	0	0
CHINESE	0	0	0
HMONG	0	0	0

DEMOGRAPHIC INFORMATION	APPLICANTS WHO RECEIVED NOTICE OF DENIAL OR DISQUALIFICATION OF LICENSURE	APPLICANTS WHO PROVIDED EVIDENCE OF MITIGATION OR REHABILITATION	APPLICANTS WHO APPEALED ANY DENIAL OR DISQUALIFICATION OF LICENSURE
INDIAN	0	0	0
INDONESIAN	0	0	0
JAPANESE	0	0	0
KOREAN	0	0	0
LAOTIAN	0	0	0
MALAYSIAN	0	0	0
PAKISTANI	0	0	0
SINGAPOREAN	0	0	0
THAI	0	0	0
VIETNAMESE	0	0	0
OTHER ASIAN	0	0	0
NATIVE HAWAIIAN/PACIFIC ISLANDER	0	0	0
FIJIAN	0	0	0
FILIPINO	0	0	0
GUAMANIAN	0	0	0
HAWAIIAN	0	0	0
SAMOAN	0	0	0
TONGAN	0	0	0
OTHER PACIFIC ISLANDER	0	0	0
OTHER NOT LISTED ABOVE	0	0	0

PHARMACY, CALIFORNIA STATE BOARD OF

LICENSE TYPE	TOTAL NUMBER OF APPLICATIONS RECEIVED	APPLICATIONS REQUIRING INQUIRIES REGARDING CRIMINAL HISTORY	APPLICANTS WHO RECEIVED NOTICE OF DENIAL OR DISQUALIFICATION OF LICENSURE	APPLICANTS WHO PROVIDED EVIDENCE OF MITIGATION OR REHABILITATION	OUTCOME			APPLICANTS WHO APPEALED ANY DENIAL OR DISQUALIFICATION OF LICENSURE	OUTCOME		
					DENIAL	ISSUED	WITHDRAWN		DENIAL	ISSUED	WITHDRAWN
ADVANCED PRACTICE PHARMACIST	157	0	0	0	0	0	0	0	0	0	0
DESIGNATED PARAMEDIC	1	0	0	0	0	0	0	0	0	0	0
DESIGNATED REPRESENTATIVE	394	12	5	0	0	0	0	0	0	0	0
DESIGNATED REPRESENTATIVE-3PL	151	1	0	0	0	0	0	0	0	0	0
DESIGNATED REPRESENTATIVE-REVERSE DISTRIBUTOR	6	0	0	0	0	0	0	0	0	0	0
DESIGNATED REPRESENTATIVE VET	8	0	0	0	0	0	0	0	0	0	0
INTERN PHARMACIST	1,178	3	1	1	0	1	0	1	0	0	0
PHARMACIST EXAMINATION APPLICATIONS	1,787	9	2	1	1	0	0	2	0	0	0
PHARMACIST INITIAL LICENSING APPLICATIONS	1,555	0	0	0	0	0	0	0	0	0	0
PHARMACY TECHNICIAN	5,239	134	42	25	9	14	0	4	0	0	1

DEMOGRAPHIC INFORMATION	APPLICANTS WHO RECEIVED NOTICE OF DENIAL OR DISQUALIFICATION OF LICENSURE	APPLICANTS WHO PROVIDED EVIDENCE OF MITIGATION OR REHABILITATION	APPLICANTS WHO APPEALED ANY DENIAL OR DISQUALIFICATION OF LICENSURE
MALE	1	6	1
FEMALE	1	9	0
NONBINARY	0	1	0
DECLINE TO STATE	0	1	0
AFRICAN-AMERICAN/BLACK/AFRICAN-BORN	0	1	0
AMERICAN INDIAN/NATIVE AMERICAN/ALASKAN NATIVE	0	1	0
CAUCASIAN/WHITE EUROPEAN/MIDDLE EASTERN	0	5	0
LATINO/HISPANIC	2	8	1
CENTRAL AMERICAN	0	0	0
PUERTO RICAN	0	0	0
CUBAN	0	0	0
SOUTH AMERICAN	0	0	0
MEXICAN	0	2	0
OTHER HISPANIC	0	0	0
ASIAN	0	1	0
CAMBODIAN	0	0	0
CHINESE	0	1	0
HMONG	0	0	0

DEMOGRAPHIC INFORMATION	APPLICANTS WHO RECEIVED NOTICE OF DENIAL OR DISQUALIFICATION OF LICENSURE	APPLICANTS WHO PROVIDED EVIDENCE OF MITIGATION OR REHABILITATION	APPLICANTS WHO APPEALED ANY DENIAL OR DISQUALIFICATION OF LICENSURE
INDIAN	0	0	0
INDONESIAN	0	0	0
JAPANESE	0	0	0
KOREAN	0	1	0
LAOTIAN	0	0	0
MALAYSIAN	0	0	0
PAKISTANI	0	0	0
SINGAPOREAN	0	0	0
THAI	0	0	0
VIETNAMESE	0	1	0
OTHER ASIAN	0	0	0
NATIVE HAWAIIAN/PACIFIC ISLANDER	0	0	0
FIJIAN	0	0	0
FILIPINO	0	0	0
GUAMANIAN	0	0	0
HAWAIIAN	0	0	0
SAMOAN	0	0	0
TONGAN	0	0	0
OTHER PACIFIC ISLANDER	0	0	0
OTHER NOT LISTED ABOVE	0	0	0

PHYSICAL THERAPY BOARD OF CALIFORNIA

LICENSE TYPE	TOTAL NUMBER OF APPLICATIONS RECEIVED	APPLICATIONS REQUIRING INQUIRIES REGARDING CRIMINAL HISTORY	APPLICANTS WHO RECEIVED NOTICE OF DENIAL OR DISQUALIFICATION OF LICENSURE	APPLICANTS WHO PROVIDED EVIDENCE OF MITIGATION OR REHABILITATION	OUTCOME			APPLICANTS WHO APPEALED ANY DENIAL OR DISQUALIFICATION OF LICENSURE	OUTCOME		
					DENIAL	ISSUED	WITHDRAWN		DENIAL	ISSUED	WITHDRAWN
ELECTRONEUROMYGRAPHER CERTIFICATION	1	0	0	0	0	0	0	0	0	0	0
KINESIOLOGICAL ELECTROMYOGRAPHER CERTIFICATION	1	0	0	0	0	0	0	0	0	0	0
PHYSICAL THERAPIST	2,043	26	2	2	0	0	0	1	0	0	0
PHYSICAL THERAPIST ASSISTANT	762	35	2	1	0	0	0	1	1	0	0

DEMOGRAPHIC INFORMATION	APPLICANTS WHO RECEIVED NOTICE OF DENIAL OR DISQUALIFICATION OF LICENSURE	APPLICANTS WHO PROVIDED EVIDENCE OF MITIGATION OR REHABILITATION	APPLICANTS WHO APPEALED ANY DENIAL OR DISQUALIFICATION OF LICENSURE
MALE	0	0	0
FEMALE	0	0	0
NONBINARY	0	0	0
DECLINE TO STATE	0	0	0
AFRICAN-AMERICAN/BLACK/AFRICAN-BORN	0	0	0
AMERICAN INDIAN/NATIVE AMERICAN/ALASKAN NATIVE	0	0	0
CAUCASIAN/WHITE EUROPEAN/MIDDLE EASTERN	0	0	0
LATINO/HISPANIC	0	0	0
CENTRAL AMERICAN	0	0	0
PUERTO RICAN	0	0	0
CUBAN	0	0	0
SOUTH AMERICAN	0	0	0
MEXICAN	0	0	0
OTHER HISPANIC	0	0	0
ASIAN	0	0	0
CAMBODIAN	0	0	0
CHINESE	0	0	0
HMONG	0	0	0

DEMOGRAPHIC INFORMATION	APPLICANTS WHO RECEIVED NOTICE OF DENIAL OR DISQUALIFICATION OF LICENSURE	APPLICANTS WHO PROVIDED EVIDENCE OF MITIGATION OR REHABILITATION	APPLICANTS WHO APPEALED ANY DENIAL OR DISQUALIFICATION OF LICENSURE
INDIAN	0	0	0
INDONESIAN	0	0	0
JAPANESE	0	0	0
KOREAN	0	0	0
LAOTIAN	0	0	0
MALAYSIAN	0	0	0
PAKISTANI	0	0	0
SINGAPOREAN	0	0	0
THAI	0	0	0
VIETNAMESE	0	0	0
OTHER ASIAN	0	0	0
NATIVE HAWAIIAN/PACIFIC ISLANDER	0	0	0
FIJIAN	0	0	0
FILIPINO	0	0	0
GUAMANIAN	0	0	0
HAWAIIAN	0	0	0
SAMOAN	0	0	0
TONGAN	0	0	0
OTHER PACIFIC ISLANDER	0	0	0
OTHER NOT LISTED ABOVE	0	0	0

PHYSICIAN ASSISTANT BOARD											
LICENSE TYPE	TOTAL NUMBER OF APPLICATIONS RECEIVED	APPLICATIONS REQUIRING INQUIRIES REGARDING CRIMINAL HISTORY	APPLICANTS WHO RECEIVED NOTICE OF DENIAL OR DISQUALIFICATION OF LICENSURE	APPLICANTS WHO PROVIDED EVIDENCE OF MITIGATION OR REHABILITATION	OUTCOME			APPLICANTS WHO APPEALED ANY DENIAL OR DISQUALIFICATION OF LICENSURE	OUTCOME		
					DENIAL	ISSUED	WITHDRAWN		DENIAL	ISSUED	WITHDRAWN
PHYSICIAN ASSISTANT	1,888	19	0	3	0	2	1	0	0	0	0

DEMOGRAPHIC INFORMATION	APPLICANTS WHO RECEIVED NOTICE OF DENIAL OR DISQUALIFICATION OF LICENSURE	APPLICANTS WHO PROVIDED EVIDENCE OF MITIGATION OR REHABILITATION	APPLICANTS WHO APPEALED ANY DENIAL OR DISQUALIFICATION OF LICENSURE
MALE	0	0	0
FEMALE	0	0	0
NONBINARY	0	0	0
DECLINE TO STATE	0	0	0
AFRICAN-AMERICAN/BLACK/ AFRICAN-BORN	0	0	0
AMERICAN INDIAN/NATIVE AMERICAN/ALASKAN NATIVE	0	0	0
CAUCASIAN/WHITE EUROPEAN/ MIDDLE EASTERN	0	0	0
LATINO/HISPANIC	0	0	0
CENTRAL AMERICAN	0	0	0
PUERTO RICAN	0	0	0
CUBAN	0	0	0
SOUTH AMERICAN	0	0	0
MEXICAN	0	0	0
OTHER HISPANIC	0	0	0
ASIAN	0	0	0
CAMBODIAN	0	0	0
CHINESE	0	0	0
HMONG	0	0	0

DEMOGRAPHIC INFORMATION	APPLICANTS WHO RECEIVED NOTICE OF DENIAL OR DISQUALIFICATION OF LICENSURE	APPLICANTS WHO PROVIDED EVIDENCE OF MITIGATION OR REHABILITATION	APPLICANTS WHO APPEALED ANY DENIAL OR DISQUALIFICATION OF LICENSURE
INDIAN	0	0	0
INDONESIAN	0	0	0
JAPANESE	0	0	0
KOREAN	0	0	0
LAOTIAN	0	0	0
MALAYSIAN	0	0	0
PAKISTANI	0	0	0
SINGAPOREAN	0	0	0
THAI	0	0	0
VIETNAMESE	0	0	0
OTHER ASIAN	0	0	0
NATIVE HAWAIIAN/PACIFIC ISLANDER	0	0	0
FIJIAN	0	0	0
FILIPINO	0	0	0
GUAMANIAN	0	0	0
HAWAIIAN	0	0	0
SAMOAN	0	0	0
TONGAN	0	0	0
OTHER PACIFIC ISLANDER	0	0	0
OTHER NOT LISTED ABOVE	0	0	0

PODIATRIC MEDICAL BOARD OF CALIFORNIA

LICENSE TYPE	TOTAL NUMBER OF APPLICATIONS RECEIVED	APPLICATIONS REQUIRING INQUIRIES REGARDING CRIMINAL HISTORY	APPLICANTS WHO RECEIVED NOTICE OF DENIAL OR DISQUALIFICATION OF LICENSURE	APPLICANTS WHO PROVIDED EVIDENCE OF MITIGATION OR REHABILITATION	OUTCOME			APPLICANTS WHO APPEALED ANY DENIAL OR DISQUALIFICATION OF LICENSURE	OUTCOME		
					DENIAL	ISSUED	WITHDRAWN		DENIAL	ISSUED	WITHDRAWN
DOCTOR OF PODIATRIC MEDICINE	92	0	0	0	0	0	0	0	0	0	0
RESIDENT STATUS	48	0	0	0	0	0	0	0	0	0	0

DEMOGRAPHIC INFORMATION	APPLICANTS WHO RECEIVED NOTICE OF DENIAL OR DISQUALIFICATION OF LICENSURE	APPLICANTS WHO PROVIDED EVIDENCE OF MITIGATION OR REHABILITATION	APPLICANTS WHO APPEALED ANY DENIAL OR DISQUALIFICATION OF LICENSURE
MALE	0	0	0
FEMALE	0	0	0
NONBINARY	0	0	0
DECLINE TO STATE	0	0	0
AFRICAN-AMERICAN/BLACK/ AFRICAN-BORN	0	0	0
AMERICAN INDIAN/NATIVE AMERICAN/ALASKAN NATIVE	0	0	0
CAUCASIAN/WHITE EUROPEAN/ MIDDLE EASTERN	0	0	0
LATINO/HISPANIC	0	0	0
CENTRAL AMERICAN	0	0	0
PUERTO RICAN	0	0	0
CUBAN	0	0	0
SOUTH AMERICAN	0	0	0
MEXICAN	0	0	0
OTHER HISPANIC	0	0	0
ASIAN	0	0	0
CAMBODIAN	0	0	0
CHINESE	0	0	0
HMONG	0	0	0

DEMOGRAPHIC INFORMATION	APPLICANTS WHO RECEIVED NOTICE OF DENIAL OR DISQUALIFICATION OF LICENSURE	APPLICANTS WHO PROVIDED EVIDENCE OF MITIGATION OR REHABILITATION	APPLICANTS WHO APPEALED ANY DENIAL OR DISQUALIFICATION OF LICENSURE
INDIAN	0	0	0
INDONESIAN	0	0	0
JAPANESE	0	0	0
KOREAN	0	0	0
LAOTIAN	0	0	0
MALAYSIAN	0	0	0
PAKISTANI	0	0	0
SINGAPOREAN	0	0	0
THAI	0	0	0
VIETNAMESE	0	0	0
OTHER ASIAN	0	0	0
NATIVE HAWAIIAN/PACIFIC ISLANDER	0	0	0
FIJIAN	0	0	0
FILIPINO	0	0	0
GUAMANIAN	0	0	0
HAWAIIAN	0	0	0
SAMOAN	0	0	0
TONGAN	0	0	0
OTHER PACIFIC ISLANDER	0	0	0
OTHER NOT LISTED ABOVE	0	0	0

BUREAU FOR PRIVATE POSTSECONDARY EDUCATION											
LICENSE TYPE	TOTAL NUMBER OF APPLICATIONS RECEIVED	APPLICATIONS REQUIRING INQUIRIES REGARDING CRIMINAL HISTORY	APPLICANTS WHO RECEIVED NOTICE OF DENIAL OR DISQUALIFICATION OF LICENSURE	APPLICANTS WHO PROVIDED EVIDENCE OF MITIGATION OR REHABILITATION	OUTCOME			APPLICANTS WHO APPEALED ANY DENIAL OR DISQUALIFICATION OF LICENSURE	OUTCOME		
					DENIAL	ISSUED	WITHDRAWN		DENIAL	ISSUED	WITHDRAWN
INSTITUTIONS APPROVED TO OPERATE BY MEANS OF ACCREDITATION	42	0	0	0	0	0	0	0	0	0	0
INSTITUTIONS APPROVED TO OPERATE BY MEANS OF FULL APPROVAL (NON-ACCREDITED)	63	0	0	0	0	0	0	0	0	0	0

DEMOGRAPHIC INFORMATION	APPLICANTS WHO RECEIVED NOTICE OF DENIAL OR DISQUALIFICATION OF LICENSURE	APPLICANTS WHO PROVIDED EVIDENCE OF MITIGATION OR REHABILITATION	APPLICANTS WHO APPEALED ANY DENIAL OR DISQUALIFICATION OF LICENSURE
MALE	0	0	0
FEMALE	0	0	0
NONBINARY	0	0	0
DECLINE TO STATE	0	0	0
AFRICAN-AMERICAN/BLACK/ AFRICAN-BORN	0	0	0
AMERICAN INDIAN/NATIVE AMERICAN/ALASKAN NATIVE	0	0	0
CAUCASIAN/WHITE EUROPEAN/ MIDDLE EASTERN	0	0	0
LATINO/HISPANIC	0	0	0
CENTRAL AMERICAN	0	0	0
PUERTO RICAN	0	0	0
CUBAN	0	0	0
SOUTH AMERICAN	0	0	0
MEXICAN	0	0	0
OTHER HISPANIC	0	0	0
ASIAN	0	0	0
CAMBODIAN	0	0	0
CHINESE	0	0	0
HMONG	0	0	0

DEMOGRAPHIC INFORMATION	APPLICANTS WHO RECEIVED NOTICE OF DENIAL OR DISQUALIFICATION OF LICENSURE	APPLICANTS WHO PROVIDED EVIDENCE OF MITIGATION OR REHABILITATION	APPLICANTS WHO APPEALED ANY DENIAL OR DISQUALIFICATION OF LICENSURE
INDIAN	0	0	0
INDONESIAN	0	0	0
JAPANESE	0	0	0
KOREAN	0	0	0
LAOTIAN	0	0	0
MALAYSIAN	0	0	0
PAKISTANI	0	0	0
SINGAPOREAN	0	0	0
THAI	0	0	0
VIETNAMESE	0	0	0
OTHER ASIAN	0	0	0
NATIVE HAWAIIAN/PACIFIC ISLANDER	0	0	0
FIJIAN	0	0	0
FILIPINO	0	0	0
GUAMANIAN	0	0	0
HAWAIIAN	0	0	0
SAMOAN	0	0	0
TONGAN	0	0	0
OTHER PACIFIC ISLANDER	0	0	0
OTHER NOT LISTED ABOVE	0	0	0

PROFESSIONAL ENGINEERS, LAND SURVEYORS, AND GEOLOGISTS, BOARD FOR

LICENSE TYPE	TOTAL NUMBER OF APPLICATIONS RECEIVED	APPLICATIONS REQUIRING INQUIRIES REGARDING CRIMINAL HISTORY	APPLICANTS WHO RECEIVED NOTICE OF DENIAL OR DISQUALIFICATION OF LICENSURE	APPLICANTS WHO PROVIDED EVIDENCE OF MITIGATION OR REHABILITATION	OUTCOME			APPLICANTS WHO APPEALED ANY DENIAL OR DISQUALIFICATION OF LICENSURE	OUTCOME		
					DENIAL	ISSUED	WITHDRAWN		DENIAL	ISSUED	WITHDRAWN
AGRICULTURAL ENGINEER	2	0	0	0	0	0	0	0	0	0	0
CERTIFIED ENGINEERING GEOLOGIST	28	0	0	0	0	0	0	0	0	0	0
CERTIFIED HYDROGEOLOGIST	15	0	0	0	0	0	0	0	0	0	0
CHEMICAL ENGINEER	54	0	0	0	0	0	0	0	0	0	0
CIVIL ENGINEER	2,115	40	0	5	0	0	0	0	0	0	0
CONTROL SYSTEMS ENGINEER	39	0	0	0	0	0	0	0	0	0	0
ELECTRICAL ENGINEER	606	29	0	7	0	6	0	0	0	0	0
ENGINEER-IN-TRAINING	2,917	44	0	6	0	6	0	0	0	0	0
FIRE PROTECTION ENGINEER	108	0	0	0	0	0	0	0	0	0	0
GEOLOGIST	171	5	0	2	0	2	0	0	0	0	0
GEOLOGIST-IN-TRAINING	244	9	0	0	0	5	0	0	0	0	0
GEOPHYSICIST	7	0	0	0	0	0	0	0	0	0	0
GEOTECHNICAL ENGINEER	118	0	0	0	0	0	0	0	0	0	0
INDUSTRIAL ENGINEER	7	0	0	0	0	0	0	0	0	0	0
LAND SURVEYOR	142	7	0	2	0	1	0	0	0	0	0
LAND SURVEYOR-IN-TRAINING	170	14	0	0	0	0	0	0	0	0	0
MECHANICAL ENGINEER	561	13	0	0	0	0	0	0	0	0	0
METALLURGICAL ENGINEER	9	0	0	0	0	0	0	0	0	0	0
NUCLEAR ENGINEER	0	0	0	0	0	0	0	0	0	0	0
PETROLEUM ENGINEER	8	0	0	0	0	0	0	0	0	0	0
STRUCTURAL ENGINEER	69	1	0	0	0	0	0	0	0	0	0
TRAFFIC ENGINEER	138	5	0	1	0	0	0	0	0	0	0

DEMOGRAPHIC INFORMATION	APPLICANTS WHO RECEIVED NOTICE OF DENIAL OR DISQUALIFICATION OF LICENSURE	APPLICANTS WHO PROVIDED EVIDENCE OF MITIGATION OR REHABILITATION	APPLICANTS WHO APPEALED ANY DENIAL OR DISQUALIFICATION OF LICENSURE
MALE	0	10	0
FEMALE	0	0	0
NONBINARY	0	0	0
DECLINE TO STATE	0	2	0
AFRICAN-AMERICAN/BLACK/ AFRICAN-BORN	0	0	0
AMERICAN INDIAN/NATIVE AMERICAN/ALASKAN NATIVE	0	1	0
CAUCASIAN/WHITE EUROPEAN/ MIDDLE EASTERN	0	5	0
LATINO/HISPANIC	0	2	0
CENTRAL AMERICAN	0	0	0
PUERTO RICAN	0	0	0
CUBAN	0	0	0
SOUTH AMERICAN	0	0	0
MEXICAN	0	2	0
OTHER HISPANIC	0	0	0
ASIAN	0	0	0
CAMBODIAN	0	0	0
CHINESE	0	0	0
HMONG	0	0	0

DEMOGRAPHIC INFORMATION	APPLICANTS WHO RECEIVED NOTICE OF DENIAL OR DISQUALIFICATION OF LICENSURE	APPLICANTS WHO PROVIDED EVIDENCE OF MITIGATION OR REHABILITATION	APPLICANTS WHO APPEALED ANY DENIAL OR DISQUALIFICATION OF LICENSURE
INDIAN	0	0	0
INDONESIAN	0	0	0
JAPANESE	0	0	0
KOREAN	0	0	0
LAOTIAN	0	0	0
MALAYSIAN	0	0	0
PAKISTANI	0	0	0
SINGAPOREAN	0	0	0
THAI	0	0	0
VIETNAMESE	0	0	0
OTHER ASIAN	0	0	0
NATIVE HAWAIIAN/PACIFIC ISLANDER	0	0	0
FIJIAN	0	0	0
FILIPINO	0	0	0
GUAMANIAN	0	0	0
HAWAIIAN	0	0	0
SAMOAN	0	0	0
TONGAN	0	0	0
OTHER PACIFIC ISLANDER	0	0	0
OTHER NOT LISTED ABOVE	0	0	0

PROFESSIONAL FIDUCIARIES BUREAU											
LICENSE TYPE	TOTAL NUMBER OF APPLICATIONS RECEIVED	APPLICATIONS REQUIRING INQUIRIES REGARDING CRIMINAL HISTORY	APPLICANTS WHO RECEIVED NOTICE OF DENIAL OR DISQUALIFICATION OF LICENSURE	APPLICANTS WHO PROVIDED EVIDENCE OF MITIGATION OR REHABILITATION	OUTCOME			APPLICANTS WHO APPEALED ANY DENIAL OR DISQUALIFICATION OF LICENSURE	OUTCOME		
					DENIAL	ISSUED	WITHDRAWN		DENIAL	ISSUED	WITHDRAWN
PROFESSIONAL FIDUCIARY	69	4	1	1	1	0	0	1	0	0	0

DEMOGRAPHIC INFORMATION	APPLICANTS WHO RECEIVED NOTICE OF DENIAL OR DISQUALIFICATION OF LICENSURE	APPLICANTS WHO PROVIDED EVIDENCE OF MITIGATION OR REHABILITATION	APPLICANTS WHO APPEALED ANY DENIAL OR DISQUALIFICATION OF LICENSURE
MALE	0	0	0
FEMALE	0	0	0
NONBINARY	0	0	0
DECLINE TO STATE	0	0	0
AFRICAN-AMERICAN/BLACK/ AFRICAN-BORN	0	0	0
AMERICAN INDIAN/NATIVE AMERICAN/ALASKAN NATIVE	0	0	0
CAUCASIAN/WHITE EUROPEAN/ MIDDLE EASTERN	0	0	0
LATINO/HISPANIC	0	0	0
CENTRAL AMERICAN	0	0	0
PUERTO RICAN	0	0	0
CUBAN	0	0	0
SOUTH AMERICAN	0	0	0
MEXICAN	0	0	0
OTHER HISPANIC	0	0	0
ASIAN	0	0	0
CAMBODIAN	0	0	0
CHINESE	0	0	0
HMONG	0	0	0

DEMOGRAPHIC INFORMATION	APPLICANTS WHO RECEIVED NOTICE OF DENIAL OR DISQUALIFICATION OF LICENSURE	APPLICANTS WHO PROVIDED EVIDENCE OF MITIGATION OR REHABILITATION	APPLICANTS WHO APPEALED ANY DENIAL OR DISQUALIFICATION OF LICENSURE
INDIAN	0	0	0
INDONESIAN	0	0	0
JAPANESE	0	0	0
KOREAN	0	0	0
LAOTIAN	0	0	0
MALAYSIAN	0	0	0
PAKISTANI	0	0	0
SINGAPOREAN	0	0	0
THAI	0	0	0
VIETNAMESE	0	0	0
OTHER ASIAN	0	0	0
NATIVE HAWAIIAN/PACIFIC ISLANDER	0	0	0
FIJIAN	0	0	0
FILIPINO	0	0	0
GUAMANIAN	0	0	0
HAWAIIAN	0	0	0
SAMOAN	0	0	0
TONGAN	0	0	0
OTHER PACIFIC ISLANDER	0	0	0
OTHER NOT LISTED ABOVE	0	0	0

PSYCHOLOGY, BOARD OF

LICENSE TYPE	TOTAL NUMBER OF APPLICATIONS RECEIVED	APPLICATIONS REQUIRING INQUIRIES REGARDING CRIMINAL HISTORY	APPLICANTS WHO RECEIVED NOTICE OF DENIAL OR DISQUALIFICATION OF LICENSURE	APPLICANTS WHO PROVIDED EVIDENCE OF MITIGATION OR REHABILITATION	OUTCOME			APPLICANTS WHO APPEALED ANY DENIAL OR DISQUALIFICATION OF LICENSURE	OUTCOME		
					DENIAL	ISSUED	WITHDRAWN		DENIAL	ISSUED	WITHDRAWN
PSYCHOLOGICAL ASSOCIATE	767	2	0	0	0	2	0	0	0	0	0
PSYCHOLOGICAL TESTING TECHNICIAN	61	0	0	0	0	0	0	0	0	0	0
PSYCHOLOGIST	1,395	0	0	0	0	0	0	0	0	0	0

DEMOGRAPHIC INFORMATION	APPLICANTS WHO RECEIVED NOTICE OF DENIAL OR DISQUALIFICATION OF LICENSURE	APPLICANTS WHO PROVIDED EVIDENCE OF MITIGATION OR REHABILITATION	APPLICANTS WHO APPEALED ANY DENIAL OR DISQUALIFICATION OF LICENSURE
MALE	0	0	0
FEMALE	0	0	0
NONBINARY	0	0	0
DECLINE TO STATE	0	0	0
AFRICAN-AMERICAN/BLACK/ AFRICAN-BORN	0	0	0
AMERICAN INDIAN/NATIVE AMERICAN/ALASKAN NATIVE	0	0	0
CAUCASIAN/WHITE EUROPEAN/ MIDDLE EASTERN	0	0	0
LATINO/HISPANIC	0	0	0
CENTRAL AMERICAN	0	0	0
PUERTO RICAN	0	0	0
CUBAN	0	0	0
SOUTH AMERICAN	0	0	0
MEXICAN	0	0	0
OTHER HISPANIC	0	0	0
ASIAN	0	0	0
CAMBODIAN	0	0	0
CHINESE	0	0	0
HMONG	0	0	0

DEMOGRAPHIC INFORMATION	APPLICANTS WHO RECEIVED NOTICE OF DENIAL OR DISQUALIFICATION OF LICENSURE	APPLICANTS WHO PROVIDED EVIDENCE OF MITIGATION OR REHABILITATION	APPLICANTS WHO APPEALED ANY DENIAL OR DISQUALIFICATION OF LICENSURE
INDIAN	0	0	0
INDONESIAN	0	0	0
JAPANESE	0	0	0
KOREAN	0	0	0
LAOTIAN	0	0	0
MALAYSIAN	0	0	0
PAKISTANI	0	0	0
SINGAPOREAN	0	0	0
THAI	0	0	0
VIETNAMESE	0	0	0
OTHER ASIAN	0	0	0
NATIVE HAWAIIAN/PACIFIC ISLANDER	0	0	0
FIJIAN	0	0	0
FILIPINO	0	0	0
GUAMANIAN	0	0	0
HAWAIIAN	0	0	0
SAMOAN	0	0	0
TONGAN	0	0	0
OTHER PACIFIC ISLANDER	0	0	0
OTHER NOT LISTED ABOVE	0	0	0

REAL ESTATE APPRAISERS, BUREAU OF

LICENSE TYPE	TOTAL NUMBER OF APPLICATIONS RECEIVED	APPLICATIONS REQUIRING INQUIRIES REGARDING CRIMINAL HISTORY	APPLICANTS WHO RECEIVED NOTICE OF DENIAL OR DISQUALIFICATION OF LICENSURE	APPLICANTS WHO PROVIDED EVIDENCE OF MITIGATION OR REHABILITATION	OUTCOME			APPLICANTS WHO APPEALED ANY DENIAL OR DISQUALIFICATION OF LICENSURE	OUTCOME		
					DENIAL	ISSUED	WITHDRAWN		DENIAL	ISSUED	WITHDRAWN
CERTIFIED GENERAL	59	0	0	0	0	0	0	0	0	0	0
CERTIFIED RESIDENTIAL	21	0	0	0	0	0	0	0	0	0	0
RESIDENTIAL	23	1	0	0	0	0	1	0	0	0	0
TRAINEE	91	0	0	0	0	0	0	0	0	0	0

DEMOGRAPHIC INFORMATION	APPLICANTS WHO RECEIVED NOTICE OF DENIAL OR DISQUALIFICATION OF LICENSURE	APPLICANTS WHO PROVIDED EVIDENCE OF MITIGATION OR REHABILITATION	APPLICANTS WHO APPEALED ANY DENIAL OR DISQUALIFICATION OF LICENSURE
MALE	0	0	0
FEMALE	0	0	0
NONBINARY	0	0	0
DECLINE TO STATE	0	0	0
AFRICAN-AMERICAN/BLACK/AFRICAN-BORN	0	0	0
AMERICAN INDIAN/NATIVE AMERICAN/ALASKAN NATIVE	0	0	0
CAUCASIAN/WHITE EUROPEAN/MIDDLE EASTERN	0	0	0
LATINO/HISPANIC	0	0	0
CENTRAL AMERICAN	0	0	0
PUERTO RICAN	0	0	0
CUBAN	0	0	0
SOUTH AMERICAN	0	0	0
MEXICAN	0	0	0
OTHER HISPANIC	0	0	0
ASIAN	0	0	0
CAMBODIAN	0	0	0
CHINESE	0	0	0
HMONG	0	0	0

DEMOGRAPHIC INFORMATION	APPLICANTS WHO RECEIVED NOTICE OF DENIAL OR DISQUALIFICATION OF LICENSURE	APPLICANTS WHO PROVIDED EVIDENCE OF MITIGATION OR REHABILITATION	APPLICANTS WHO APPEALED ANY DENIAL OR DISQUALIFICATION OF LICENSURE
INDIAN	0	0	0
INDONESIAN	0	0	0
JAPANESE	0	0	0
KOREAN	0	0	0
LAOTIAN	0	0	0
MALAYSIAN	0	0	0
PAKISTANI	0	0	0
SINGAPOREAN	0	0	0
THAI	0	0	0
VIETNAMESE	0	0	0
OTHER ASIAN	0	0	0
NATIVE HAWAIIAN/PACIFIC ISLANDER	0	0	0
FIJIAN	0	0	0
FILIPINO	0	0	0
GUAMANIAN	0	0	0
HAWAIIAN	0	0	0
SAMOAN	0	0	0
TONGAN	0	0	0
OTHER PACIFIC ISLANDER	0	0	0
OTHER NOT LISTED ABOVE	0	0	0

REGISTERED NURSING, BOARD OF

LICENSE TYPE	TOTAL NUMBER OF APPLICATIONS RECEIVED	APPLICATIONS REQUIRING INQUIRIES REGARDING CRIMINAL HISTORY	APPLICANTS WHO RECEIVED NOTICE OF DENIAL OR DISQUALIFICATION OF LICENSURE	APPLICANTS WHO PROVIDED EVIDENCE OF MITIGATION OR REHABILITATION	OUTCOME			APPLICANTS WHO APPEALED ANY DENIAL OR DISQUALIFICATION OF LICENSURE	OUTCOME		
					DENIAL	ISSUED	WITHDRAWN		DENIAL	ISSUED	WITHDRAWN
CLINICAL NURSE SPECIALIST	104	0	0	0	0	0	0	0	0	0	0
CONTINUING EDUCATION PROVIDER	131	0	0	0	0	0	0	0	0	0	0
NURSE ANESTHETIST	304	0	0	0	0	0	0	0	0	0	0
NURSE MIDWIFE	104	0	0	0	0	0	0	0	0	0	0
NURSE MIDWIFE FURNISHING	85	0	0	0	0	0	0	0	0	0	0
NURSE PRACTITIONER	4,933	0	0	0	0	0	0	0	0	0	0
NURSE PRACTITIONER FURNISHING	4,498	0	0	0	0	0	0	0	0	0	0
PSYCHIATRIC MENTAL HEALTH NURSE	129	0	0	0	0	0	0	0	0	0	0
PUBLIC HEALTH NURSE	5,255	0	0	0	0	0	0	0	0	0	0
REGISTERED NURSE	43,519	121	7	123	0	123	0	5	3	1	1

DEMOGRAPHIC INFORMATION	APPLICANTS WHO RECEIVED NOTICE OF DENIAL OR DISQUALIFICATION OF LICENSURE	APPLICANTS WHO PROVIDED EVIDENCE OF MITIGATION OR REHABILITATION	APPLICANTS WHO APPEALED ANY DENIAL OR DISQUALIFICATION OF LICENSURE
MALE	2	4	2
FEMALE	2	2	6
NONBINARY	1	0	0
DECLINE TO STATE	1	1	1
AFRICAN-AMERICAN/BLACK/AFRICAN-BORN	0	1	3
AMERICAN INDIAN/NATIVE AMERICAN/ALASKAN NATIVE	0	0	0
CAUCASIAN/WHITE EUROPEAN/MIDDLE EASTERN	4	2	3
LATINO/HISPANIC	0	1	0
CENTRAL AMERICAN	0	0	0
PUERTO RICAN	0	0	0
CUBAN	0	0	0
SOUTH AMERICAN	0	0	0
MEXICAN	0	0	1
OTHER HISPANIC	0	1	0
ASIAN	0	0	0
CAMBODIAN	0	0	0
CHINESE	0	0	0
HMONG	0	1	0

DEMOGRAPHIC INFORMATION	APPLICANTS WHO RECEIVED NOTICE OF DENIAL OR DISQUALIFICATION OF LICENSURE	APPLICANTS WHO PROVIDED EVIDENCE OF MITIGATION OR REHABILITATION	APPLICANTS WHO APPEALED ANY DENIAL OR DISQUALIFICATION OF LICENSURE
INDIAN	0	0	0
INDONESIAN	0	0	0
JAPANESE	0	0	0
KOREAN	0	0	0
LAOTIAN	0	0	0
MALAYSIAN	0	0	0
PAKISTANI	0	0	0
SINGAPOREAN	0	0	0
THAI	0	0	0
VIETNAMESE	0	1	0
OTHER ASIAN	0	0	0
NATIVE HAWAIIAN/PACIFIC ISLANDER	0	0	0
FIJIAN	0	0	0
FILIPINO	0	0	0
GUAMANIAN	0	0	0
HAWAIIAN	0	0	0
SAMOAN	0	0	0
TONGAN	0	0	0
OTHER PACIFIC ISLANDER	0	0	0
OTHER NOT LISTED ABOVE	0	0	1

RESPIRATORY CARE BOARD OF CALIFORNIA

LICENSE TYPE	TOTAL NUMBER OF APPLICATIONS RECEIVED	APPLICATIONS REQUIRING INQUIRIES REGARDING CRIMINAL HISTORY	APPLICANTS WHO RECEIVED NOTICE OF DENIAL OR DISQUALIFICATION OF LICENSURE	APPLICANTS WHO PROVIDED EVIDENCE OF MITIGATION OR REHABILITATION	OUTCOME			APPLICANTS WHO APPEALED ANY DENIAL OR DISQUALIFICATION OF LICENSURE	OUTCOME		
					DENIAL	ISSUED	WITHDRAWN		DENIAL	ISSUED	WITHDRAWN
RESPIRATORY CARE PRACTITIONER	1,487	103	0	7	0	6	0	0	0	0	0

DEMOGRAPHIC INFORMATION	APPLICANTS WHO RECEIVED NOTICE OF DENIAL OR DISQUALIFICATION OF LICENSURE	APPLICANTS WHO PROVIDED EVIDENCE OF MITIGATION OR REHABILITATION	APPLICANTS WHO APPEALED ANY DENIAL OR DISQUALIFICATION OF LICENSURE
MALE	0	1	0
FEMALE	0	1	0
NONBINARY	0	-	0
DECLINE TO STATE	0	-	0
AFRICAN-AMERICAN/BLACK/ AFRICAN-BORN	0	-	0
AMERICAN INDIAN/NATIVE AMERICAN/ALASKAN NATIVE	0	1	0
CAUCASIAN/WHITE EUROPEAN/ MIDDLE EASTERN	0	1	0
LATINO/HISPANIC	0	0	0
CENTRAL AMERICAN	0	0	0
PUERTO RICAN	0	0	0
CUBAN	0	0	0
SOUTH AMERICAN	0	0	0
MEXICAN	0	0	0
OTHER HISPANIC	0	0	0
ASIAN	0	0	0
CAMBODIAN	0	0	0
CHINESE	0	0	0
HMONG	0	0	0

DEMOGRAPHIC INFORMATION	APPLICANTS WHO RECEIVED NOTICE OF DENIAL OR DISQUALIFICATION OF LICENSURE	APPLICANTS WHO PROVIDED EVIDENCE OF MITIGATION OR REHABILITATION	APPLICANTS WHO APPEALED ANY DENIAL OR DISQUALIFICATION OF LICENSURE
INDIAN	0	0	0
INDONESIAN	0	0	0
JAPANESE	0	0	0
KOREAN	0	0	0
LAOTIAN	0	0	0
MALAYSIAN	0	0	0
PAKISTANI	0	0	0
SINGAPOREAN	0	0	0
THAI	0	0	0
VIETNAMESE	0	0	0
OTHER ASIAN	0	0	0
NATIVE HAWAIIAN/PACIFIC ISLANDER	0	0	0
FIJIAN	0	0	0
FILIPINO	0	2	0
GUAMANIAN	0	0	0
HAWAIIAN	0	0	0
SAMOAN	0	0	0
TONGAN	0	0	0
OTHER PACIFIC ISLANDER	0	0	0
OTHER NOT LISTED ABOVE	0	0	0

SECURITY AND INVESTIGATIVE SERVICES, BUREAU OF

LICENSE TYPE	TOTAL NUMBER OF APPLICATIONS RECEIVED	APPLICATIONS REQUIRING INQUIRIES REGARDING CRIMINAL HISTORY	APPLICANTS WHO RECEIVED NOTICE OF DENIAL OR DISQUALIFICATION OF LICENSE	APPLICANTS WHO PROVIDED EVIDENCE OF MITIGATION OR REHABILITATION	OUTCOME			APPLICANTS WHO APPEALED ANY DENIAL OR DISQUALIFICATION OF LICENSE	OUTCOME		
					DENIAL	ISSUED	WITHDRAWN		DENIAL	ISSUED	WITHDRAWN
ALARM COMPANY BRANCH	9	0	0	0	0	0	0	0	0	0	0
ALARM COMPANY EMPLOYEE	3,145	419	62	8	8	0	0	19	6	13	0
ALARM COMPANY OPERATOR	142	0	0	0	0	0	0	0	0	0	0
ALARM COMPANY QUALIFIED MANAGER	131	10	0	0	0	0	0	0	0	0	0
BATON PERMIT	5,483	0	1	0	0	0	0	0	0	0	0
FIREARM PERMIT	9,586	0	1	0	0	0	0	0	0	0	0
LOCKSMITH COMPANY BRANCH	4	0	0	0	0	0	0	0	0	0	0
LOCKSMITH COMPANY OPERATOR	303	0	4	0	0	0	0	0	0	0	0
LOCKSMITH EMPLOYEE	316	37	10	1	1	0	0	1	0	0	0
PRIVATE INVESTIGATOR	350	0	2	0	0	0	0	2	0	2	0
PRIVATE INVESTIGATOR BRANCH	7	0	0	0	0	0	0	0	0	0	0
PRIVATE INVESTIGATOR QUALIFIED MANAGER	262	6	0	0	0	0	0	0	0	0	0
PRIVATE PATROL OPERATOR	718	0	9	0	0	0	0	8	2	6	0
PRIVATE PATROL OPERATOR BRANCH	73	0	0	0	0	0	0	0	0	0	0
PRIVATE PATROL QUALIFIED MANAGER	477	38	0	0	0	0	0	0	0	0	0
PROPRIETARY PRIVATE SECURITY OFFICER	3,914	480	99	14	12	1	0	26	9	16	0
PROPRIETARY PRIVATE SECURITY OFFICER EMPLOYER	179	0	0	0	0	0	0	0	0	0	0
REPOSSESSION AGENCY	26	0	2	0	0	0	0	0	0	0	0
REPOSSESSION AGENCY EMPLOYEE	207	85	20	2	2	0	0	7	2	5	0
REPOSSESSION AGENCY QUALIFIED MANAGER	32	1	0	0	0	0	0	0	0	0	0
SECURITY GUARD	82,547	13,916	3,328	335	317	17	0	778	320	401	0
TRAINING FACILITY BATON	23	0	0	0	0	0	0	0	0	0	0
TRAINING FACILITY BATON INSTRUCTOR	33	3	0	0	0	0	0	0	0	0	0
TRAINING FACILITY FIREARM	49	0	0	0	0	0	0	0	0	0	0
TRAINING FACILITY FIREARM INSTRUCTOR	137	10	0	0	0	0	0	0	0	0	0

DEMOGRAPHIC INFORMATION	APPLICANTS WHO RECEIVED NOTICE OF DENIAL OR DISQUALIFICATION OF LICENSE	APPLICANTS WHO PROVIDED EVIDENCE OF MITIGATION OR REHABILITATION	APPLICANTS WHO APPEALED ANY DENIAL OR DISQUALIFICATION OF LICENSE
MALE	8	0	0
FEMALE	0	0	0
NONBINARY	0	0	0
DECLINE TO STATE	0	0	0
AFRICAN-AMERICAN/BLACK/AFRICAN-BORN	2	0	0
AMERICAN INDIAN/NATIVE AMERICAN/ALASKAN NATIVE	1	0	0
CAUCASIAN/WHITE EUROPEAN/MIDDLE EASTERN	0	0	0
LATINO/HISPANIC	4	0	0
CENTRAL AMERICAN	0	0	0
PUERTO RICAN	0	0	0
CUBAN	0	0	0
SOUTH AMERICAN	0	0	0
MEXICAN	1	0	0
OTHER HISPANIC	0	0	0
ASIAN	0	0	0
CAMBODIAN	0	0	0
CHINESE	0	0	0
HMONG	0	0	0
INDIAN	0	0	0

DEMOGRAPHIC INFORMATION	APPLICANTS WHO RECEIVED NOTICE OF DENIAL OR DISQUALIFICATION OF LICENSE	APPLICANTS WHO PROVIDED EVIDENCE OF MITIGATION OR REHABILITATION	APPLICANTS WHO APPEALED ANY DENIAL OR DISQUALIFICATION OF LICENSE
INDONESIAN	0	0	0
JAPANESE	0	0	0
KOREAN	0	0	0
LAOTIAN	0	0	0
MALAYSIAN	0	0	0
PAKISTANI	0	0	0
SINGAPOREAN	0	0	0
THAI	0	0	0
VIETNAMESE	0	0	0
OTHER ASIAN	0	0	0
NATIVE HAWAIIAN/PACIFIC ISLANDER	0	0	0
FILIPINO	1	0	0
GUAMANIAN	0	0	0
HAWAIIAN	0	0	0
SAMOAN	0	0	0
TONGAN	0	0	0
OTHER PACIFIC ISLANDER	0	0	0
OTHER NOT LISTED ABOVE	0	0	0

SPEECH-LANGUAGE PATHOLOGY AND AUDIOLOGY AND HEARING AID DISPENSERS BOARD											
LICENSE TYPE	TOTAL NUMBER OF APPLICATIONS RECEIVED	APPLICATIONS REQUIRING INQUIRIES REGARDING CRIMINAL HISTORY	APPLICANTS WHO RECEIVED NOTICE OF DENIAL OR DISQUALIFICATION OF LICENSURE	APPLICANTS WHO PROVIDED EVIDENCE OF MITIGATION OR REHABILITATION	OUTCOME			APPLICANTS WHO APPEALED ANY DENIAL OR DISQUALIFICATION OF LICENSURE	OUTCOME		
					DENIAL	ISSUED	WITHDRAWN		DENIAL	ISSUED	WITHDRAWN
AUDIOLOGIST	128	0	0	0	0	0	0	0	0	0	0
"DISPENSING AUDIOLOGIST LICENSE"	54	1	0	0	0	0	0	0	0	0	0
HEARING AID DISPENSER TRAINEE	169	5	0	0	0	0	0	0	0	0	0
HEARING AID DISPENSER TEMPORARY	15	1	0	0	0	0	0	0	0	0	0
REQUIRED PROFESSIONAL EXPERIENCE	1,415	5	0	0	0	0	0	0	0	0	0
SPEECH PATHOLOGIST	1,937	7	0	0	0	0	0	0	0	0	0
"SPEECH-LANGUAGE PATHOLOGY AND AUDIOLOGY AIDE"	85	1	0	0	0	0	0	0	0	0	0
SPEECH-LANGUAGE PATHOLOGIST TEMPORARY	9	0	0	0	0	0	0	0	0	0	0
SPEECH-LANGUAGE PATHOLOGY ASSISTANT	886	11	1	1	1	0	0	0	0	0	0
TEMPORARY SPEECH PATHOLOGIST	9	0	0	0	0	0	0	0	0	0	0

DEMOGRAPHIC INFORMATION	APPLICANTS WHO RECEIVED NOTICE OF DENIAL OR DISQUALIFICATION OF LICENSURE	APPLICANTS WHO PROVIDED EVIDENCE OF MITIGATION OR REHABILITATION	APPLICANTS WHO APPEALED ANY DENIAL OR DISQUALIFICATION OF LICENSURE
MALE	0	0	0
FEMALE	0	0	0
NONBINARY	0	0	0
DECLINE TO STATE	0	0	0
AFRICAN-AMERICAN/BLACK/AFRICAN-BORN	0	0	0
AMERICAN INDIAN/NATIVE AMERICAN/ALASKAN NATIVE	0	0	0
CAUCASIAN/WHITE EUROPEAN/MIDDLE EASTERN	0	0	0
LATINO/HISPANIC	0	0	0
CENTRAL AMERICAN	0	0	0
PUERTO RICAN	0	0	0
CUBAN	0	0	0
SOUTH AMERICAN	0	0	0
MEXICAN	0	0	0
OTHER HISPANIC	0	0	0
ASIAN	0	0	0
CAMBODIAN	0	0	0
CHINESE	0	0	0
HMONG	0	0	0

DEMOGRAPHIC INFORMATION	APPLICANTS WHO RECEIVED NOTICE OF DENIAL OR DISQUALIFICATION OF LICENSURE	APPLICANTS WHO PROVIDED EVIDENCE OF MITIGATION OR REHABILITATION	APPLICANTS WHO APPEALED ANY DENIAL OR DISQUALIFICATION OF LICENSURE
INDIAN	0	0	0
INDONESIAN	0	0	0
JAPANESE	0	0	0
KOREAN	0	0	0
LAOTIAN	0	0	0
MALAYSIAN	0	0	0
PAKISTANI	0	0	0
SINGAPOREAN	0	0	0
THAI	0	0	0
VIETNAMESE	0	0	0
OTHER ASIAN	0	0	0
NATIVE HAWAIIAN/PACIFIC ISLANDER	0	0	0
FIJIAN	0	0	0
FILIPINO	0	0	0
GUAMANIAN	0	0	0
HAWAIIAN	0	0	0
SAMOAN	0	0	0
TONGAN	0	0	0
OTHER PACIFIC ISLANDER	0	0	0
OTHER NOT LISTED ABOVE	0	0	0

STRUCTURAL PEST CONTROL BOARD

LICENSE TYPE	TOTAL NUMBER OF APPLICATIONS RECEIVED	APPLICATIONS REQUIRING INQUIRIES REGARDING CRIMINAL HISTORY	APPLICANTS WHO RECEIVED NOTICE OF DENIAL OR DISQUALIFICATION OF LICENSURE	APPLICANTS WHO PROVIDED EVIDENCE OF MITIGATION OR REHABILITATION	OUTCOME			APPLICANTS WHO APPEALED ANY DENIAL OR DISQUALIFICATION OF LICENSURE	OUTCOME		
					DENIAL	ISSUED	WITHDRAWN		DENIAL	ISSUED	WITHDRAWN
APPLICATOR	1,479	95	11	65	11	54	0	1	0	0	0
FIELD REPRESENTATIVE	2,720	96	8	72	8	64	0	4	2	1	0
OPERATOR	267	0	0	0	0	0	0	0	0	0	0

DEMOGRAPHIC INFORMATION	APPLICANTS WHO RECEIVED NOTICE OF DENIAL OR DISQUALIFICATION OF LICENSURE	APPLICANTS WHO PROVIDED EVIDENCE OF MITIGATION OR REHABILITATION	APPLICANTS WHO APPEALED ANY DENIAL OR DISQUALIFICATION OF LICENSURE
MALE	0	2	0
FEMALE	0	0	0
NONBINARY	0	0	0
DECLINE TO STATE	0	0	0
AFRICAN-AMERICAN/BLACK/AFRICAN-BORN	0	0	0
AMERICAN INDIAN/NATIVE AMERICAN/ALASKAN NATIVE	0	0	0
CAUCASIAN/WHITE EUROPEAN/MIDDLE EASTERN	0	2	0
LATINO/HISPANIC	0	0	0
CENTRAL AMERICAN	0	0	0
PUERTO RICAN	0	0	0
CUBAN	0	0	0
SOUTH AMERICAN	0	0	0
MEXICAN	0	0	0
OTHER HISPANIC	0	0	0
ASIAN	0	0	0
CAMBODIAN	0	0	0
CHINESE	0	0	0
HMONG	0	0	0

DEMOGRAPHIC INFORMATION	APPLICANTS WHO RECEIVED NOTICE OF DENIAL OR DISQUALIFICATION OF LICENSURE	APPLICANTS WHO PROVIDED EVIDENCE OF MITIGATION OR REHABILITATION	APPLICANTS WHO APPEALED ANY DENIAL OR DISQUALIFICATION OF LICENSURE
INDIAN	0	0	0
INDONESIAN	0	0	0
JAPANESE	0	0	0
KOREAN	0	0	0
LAOTIAN	0	0	0
MALAYSIAN	0	0	0
PAKISTANI	0	0	0
SINGAPOREAN	0	0	0
THAI	0	0	0
VIETNAMESE	0	0	0
OTHER ASIAN	0	0	0
NATIVE HAWAIIAN/PACIFIC ISLANDER	0	0	0
FIJIAN	0	0	0
FILIPINO	0	0	0
GUAMANIAN	0	0	0
HAWAIIAN	0	0	0
SAMOAN	0	0	0
TONGAN	0	0	0
OTHER PACIFIC ISLANDER	0	0	0
OTHER NOT LISTED ABOVE	0	0	0

* Two are pending.

VETERINARY MEDICAL BOARD											
LICENSE TYPE	TOTAL NUMBER OF APPLICATIONS RECEIVED	APPLICATIONS REQUIRING INQUIRIES REGARDING CRIMINAL HISTORY	APPLICANTS WHO RECEIVED NOTICE OF DENIAL OR DISQUALIFICATION OF LICENSURE	APPLICANTS WHO PROVIDED EVIDENCE OF MITIGATION OR REHABILITATION	OUTCOME			APPLICANTS WHO APPEALED ANY DENIAL OR DISQUALIFICATION OF LICENSURE	OUTCOME		
					DENIAL	ISSUED	WITHDRAWN		DENIAL	ISSUED	WITHDRAWN
REGISTERED VETERINARY TECHNICIAN	886	23	1	20	1	20	0	0	0	0	0
UNIVERSITY VETERINARIAN	36	0	0	0	0	0	0	0	0	0	0
VETERINARY ASSISTANT CONTROLLED SUBSTANCES PERMIT	1,992	53	5	36	5	34	0	0	0	0	0
VETERINARIAN	849	7	0	6	0	7	0	0	0	0	0
VETERINARIAN PREMISES	398	0	0	0	0	0	0	0	0	0	0

DEMOGRAPHIC INFORMATION	APPLICANTS WHO RECEIVED NOTICE OF DENIAL OR DISQUALIFICATION OF LICENSURE	APPLICANTS WHO PROVIDED EVIDENCE OF MITIGATION OR REHABILITATION	APPLICANTS WHO APPEALED ANY DENIAL OR DISQUALIFICATION OF LICENSURE
MALE	0	0	0
FEMALE	0	0	0
NONBINARY	0	0	0
DECLINE TO STATE	0	0	0
AFRICAN-AMERICAN/BLACK/ AFRICAN-BORN	0	0	0
AMERICAN INDIAN/NATIVE AMERICAN/ALASKAN NATIVE	0	0	0
CAUCASIAN/WHITE EUROPEAN/ MIDDLE EASTERN	0	0	0
LATINO/HISPANIC	0	0	0
CENTRAL AMERICAN	0	0	0
PUERTO RICAN	0	0	0
CUBAN	0	0	0
SOUTH AMERICAN	0	0	0
MEXICAN	0	0	0
OTHER HISPANIC	0	0	0
ASIAN	0	0	0
CAMBODIAN	0	0	0
CHINESE	0	0	0
HMONG	0	0	0

DEMOGRAPHIC INFORMATION	APPLICANTS WHO RECEIVED NOTICE OF DENIAL OR DISQUALIFICATION OF LICENSURE	APPLICANTS WHO PROVIDED EVIDENCE OF MITIGATION OR REHABILITATION	APPLICANTS WHO APPEALED ANY DENIAL OR DISQUALIFICATION OF LICENSURE
INDIAN	0	0	0
INDONESIAN	0	0	0
JAPANESE	0	0	0
KOREAN	0	0	0
LAOTIAN	0	0	0
MALAYSIAN	0	0	0
PAKISTANI	0	0	0
SINGAPOREAN	0	0	0
THAI	0	0	0
VIETNAMESE	0	0	0
OTHER ASIAN	0	0	0
NATIVE HAWAIIAN/PACIFIC ISLANDER	0	0	0
FIJIAN	0	0	0
FILIPINO	0	0	0
GUAMANIAN	0	0	0
HAWAIIAN	0	0	0
SAMOAN	0	0	0
TONGAN	0	0	0
OTHER PACIFIC ISLANDER	0	0	0
OTHER NOT LISTED ABOVE	0	0	0

VOCATIONAL NURSING AND PSYCHIATRIC TECHNICIANS, BOARD OF

LICENSE TYPE	TOTAL NUMBER OF APPLICATIONS RECEIVED	APPLICATIONS REQUIRING INQUIRIES REGARDING CRIMINAL HISTORY	APPLICANTS WHO RECEIVED NOTICE OF DENIAL OR DISQUALIFICATION OF LICENSURE	APPLICANTS WHO PROVIDED EVIDENCE OF MITIGATION OR REHABILITATION	OUTCOME			APPLICANTS WHO APPEALED ANY DENIAL OR DISQUALIFICATION OF LICENSURE	OUTCOME		
					DENIAL	ISSUED	WITHDRAWN		DENIAL	ISSUED	WITHDRAWN
PSYCHIATRIC TECHNICIAN	322	0	2	0	0	0	0	2	0	0	0
VOCATIONAL NURSE	10,178	0	68	0	0	0	0	46	0	25	0

DEMOGRAPHIC INFORMATION	APPLICANTS WHO RECEIVED NOTICE OF DENIAL OR DISQUALIFICATION OF LICENSURE	APPLICANTS WHO PROVIDED EVIDENCE OF MITIGATION OR REHABILITATION	APPLICANTS WHO APPEALED ANY DENIAL OR DISQUALIFICATION OF LICENSURE
MALE	1	0	0
FEMALE	0	1	0
NONBINARY	0	0	0
DECLINE TO STATE	0	0	0
AFRICAN-AMERICAN/BLACK/AFRICAN-BORN	0	1	0
AMERICAN INDIAN/NATIVE AMERICAN/ALASKAN NATIVE	0	0	0
CAUCASIAN/WHITE EUROPEAN/MIDDLE EASTERN	1	0	0
LATINO/HISPANIC	1	0	0
CENTRAL AMERICAN	0	0	0
PUERTO RICAN	0	0	0
CUBAN	0	0	0
SOUTH AMERICAN	0	0	0
MEXICAN	0	0	0
OTHER HISPANIC	0	0	0
ASIAN	0	0	0
CAMBODIAN	0	0	0
CHINESE	0	0	0
HMONG	0	0	0

DEMOGRAPHIC INFORMATION	APPLICANTS WHO RECEIVED NOTICE OF DENIAL OR DISQUALIFICATION OF LICENSURE	APPLICANTS WHO PROVIDED EVIDENCE OF MITIGATION OR REHABILITATION	APPLICANTS WHO APPEALED ANY DENIAL OR DISQUALIFICATION OF LICENSURE
INDIAN	0	0	0
INDONESIAN	0	0	0
JAPANESE	0	0	0
KOREAN	0	0	0
LAOTIAN	0	0	0
MALAYSIAN	0	0	0
PAKISTANI	0	0	0
SINGAPOREAN	0	0	0
THAI	0	0	0
VIETNAMESE	0	0	0
OTHER ASIAN	0	0	0
NATIVE HAWAIIAN/PACIFIC ISLANDER	0	0	0
FIJIAN	0	0	0
FILIPINO	0	0	0
GUAMANIAN	0	0	0
HAWAIIAN	0	0	0
SAMOAN	0	0	0
TONGAN	0	0	0
OTHER PACIFIC ISLANDER	0	0	0
OTHER NOT LISTED ABOVE	0	0	0

FEDERAL PROFESSIONAL LICENSE PORTABILITY AND STATE REGISTRATION

On January 5, 2023, the Servicemembers Civil Relief Act went into effect. The federal law was designed to allow military servicemembers and their spouses the ability to continue practicing in a licensed profession when they move to another state under military orders. The licensed individual would need to be licensed in good standing another state and have practiced within the last two years under that license in order to be authorized to practice in the new state.

While the Department received no additional funding or staffing, it worked diligently to implement the federal law. Recognizing the need for additional clarity to effectively implement the law, DCA drafted proposed state legislation to establish a state registration process for individuals eligible to practice under the federal law and to assist with addressing other gaps in the federal law. The state law was enacted as Business and Professions Code section 115.10 on September 13, 2023.

On December 1, 2023, the Department launched a new online Federal Professional License Portability and State Registration Portal to receive applications from eligible military servicemembers and spouses. The portal design, launch, and implementation focused on enhancing the user experience.

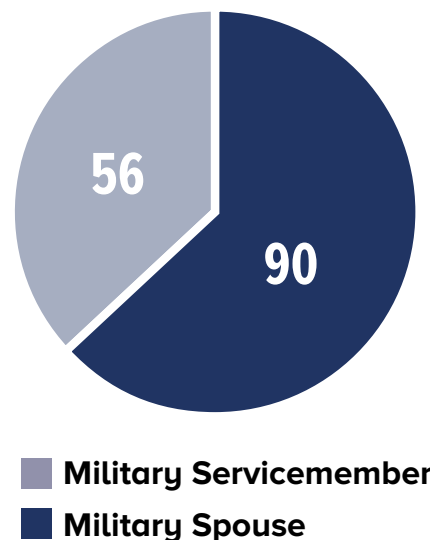
In May 2024, DCA held a webinar to share information about licensing resources available to members of the military and their families. The webinar included a demonstration of DCA's new portal, an overview of licensing resources, and questions answered by DCA and the boards of Barbering and Cosmetology and Physical Therapy. DCA also updated its website and publications to include Federal Professional License Portability and State Registration Portal information.

These efforts supplement existing licensing resources and outreach in support of the military community. For more information about military licensure at DCA - please visit www.dca.ca.gov/military.

TOP 5 PROFESSIONS



NUMBER OF REGISTRATIONS SERVICEMEMBERS AND SPOUSES



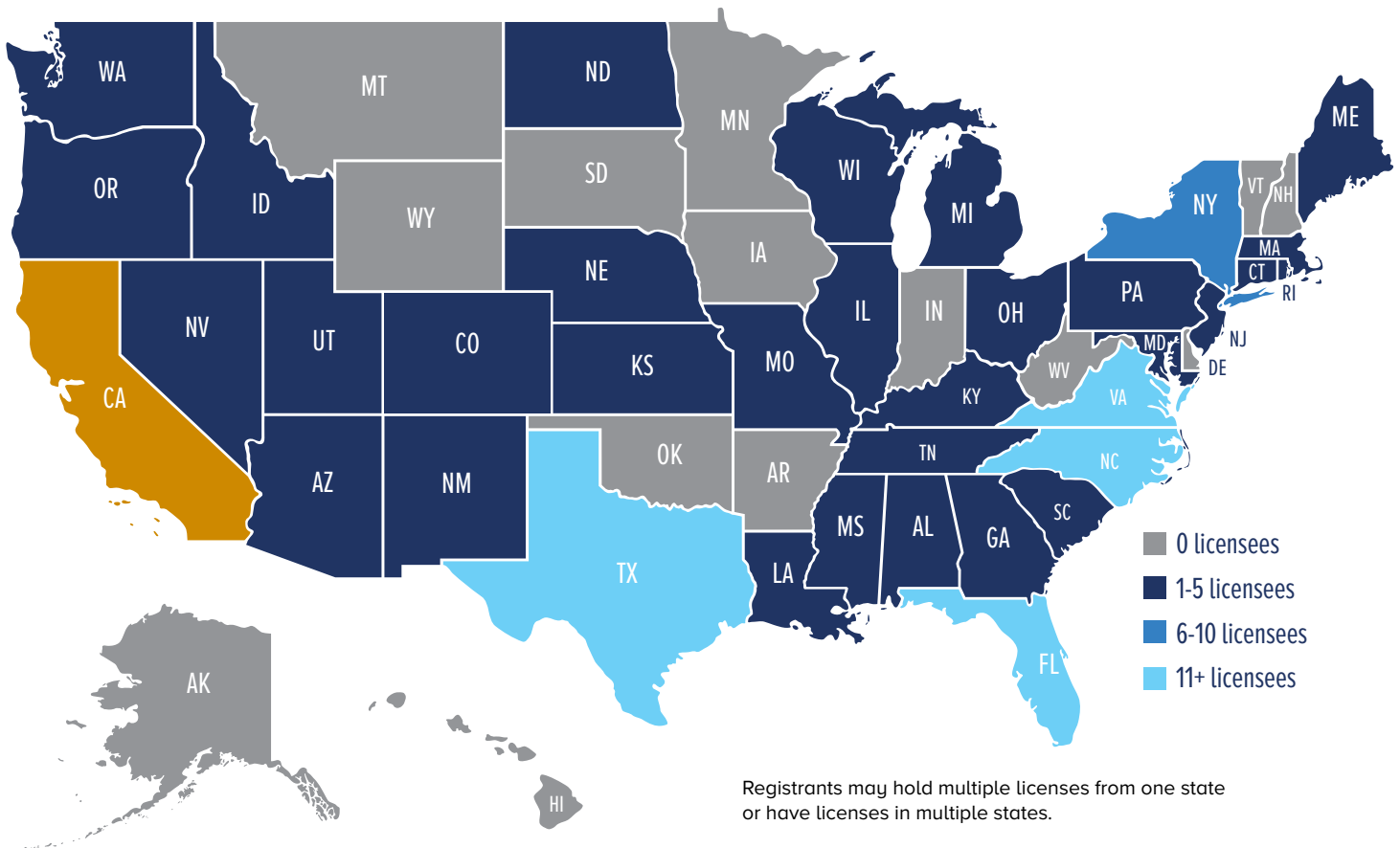
OUT-OF-STATE LICENSEES

Number of licensees registered in California, by state of origin

STATE	LICENSEE
ALABAMA	3
ALASKA	0
ARIZONA	4
ARKANSAS	0
COLORADO	2
CONNECTICUT	2
DELAWARE	0
FLORIDA	20
GEORGIA	4
GUAM	1
HAWAII	4
IDAHO	3
ILLINOIS	1
INDIANA	0
IOWA	0
KANSAS	1
KENTUCKY	1

STATE	LICENSEE
LOUISIANA	2
MAINE	1
MARYLAND	4
MASSACHUSETTS	1
MICHIGAN	3
MINNESOTA	0
MISSISSIPPI	1
MISSOURI	2
MONTANA	0
NEBRASKA	2
NEVADA	1
NEW HAMPSHIRE	0
NEW JERSEY	2
NEW MEXICO	1
NEW YORK	7
NORTH CAROLINA	12
NORTH DAKOTA	1

STATE	LICENSEE
OHIO	5
OKLAHOMA	0
OREGON	2
PENNSYLVANIA	4
PUERTO RICO	1
RHODE ISLAND	2
SOUTH CAROLINA	4
SOUTH DAKOTA	0
TENNESSEE	3
TEXAS	11
UTAH	3
VERMONT	0
VIRGINIA	13
WASHINGTON	5
WEST VIRGINIA	0
WISCONSIN	1
WYOMING	0



MILITARY PORTAL LICENSING DATA								
BOARD BUREAU COMMITTEE COMMISSION*	LICENSE TYPE*	MILITARY SPOUSE			MILITARY SERVICEMEMBER			PROCESSING TIME FOR ACCEPTED REGISTRATIONS**
		APPLICATIONS RECEIVED	REGISTRATIONS ACCEPTED	REGISTRATIONS WITHDRAWN	APPLICATIONS RECEIVED	REGISTRATIONS ACCEPTED	REGISTRATIONS WITHDRAWN	
BARBERING AND COSMETOLOGY, BOARD OF	BARBER	1	0	1	0	0	0	-
	COSMETOLOGIST	8	7	0	0	0	0	14
	ESTHETICIAN	5	4	0	0	0	0	13
	HAIRSTYLIST	1	1	0	0	0	0	1
	MANICURIST	3	3	0	0	0	0	5
BEHAVIORAL SCIENCES, BOARD OF	LICENSED CLINICAL SOCIAL WORKER	3	3	0	0	0	0	8
	LICENSED PROFESSIONAL CLINICAL COUNSELOR	1	1	0	0	0	0	13
CONTRACTORS STATE LICENSE BOARD	CONTRACTORS LICENSE	2	1	0	0	0	0	73
COURT REPORTERS BOARD OF CALIFORNIA	CERTIFIED SHORTHAND REPORTER	1	1	0	0	0	0	4
DENTAL BOARD OF CALIFORNIA	DENTIST LICENSE	1	1	0	12	12	0	17
	GENERAL ANESTHESIA PERMIT	0	0	0	1	1	0	1
DENTAL HYGIENE BOARD OF CALIFORNIA	REGISTERED DENTAL HYGIENIST	5	3	0	0	0	0	22
MEDICAL BOARD OF CALIFORNIA	PHYSICIAN AND SURGEON	0	0	0	15	14	0	20
OCCUPATIONAL THERAPY, CALIFORNIA BOARD OF	OCCUPATIONAL THERAPIST	1	1	0	1	1	0	88
OPTOMETRY, CALIFORNIA STATE BOARD OF	OPTOMETRIST	0	0	0	1	1	0	9
OSTEOPATHIC MEDICAL BOARD OF CALIFORNIA	OSTEOPATHIC PHYSICIAN AND SURGEON	0	0	0	2	2	0	3
	POSTGRADUATE TRAINING	0	0	0	1	0	0	-

* This table only includes boards and license types that have reportable data, i.e. applications received or registrations accepted/withdrawn, during FY 2023-24.

** Processing Time for Accepted Registrations includes both complete and deficient applications. Applications are deemed deficient if missing information or documentation necessary for approval, which can lead to delays.

MILITARY PORTAL LICENSING DATA								
BOARD BUREAU COMMITTEE COMMISSION*	LICENSE TYPE*	MILITARY SPOUSE			MILITARY SERVICEMEMBER			PROCESSING TIME FOR ACCEPTED REGISTRATIONS**
		APPLICATIONS RECEIVED	REGISTRATIONS ACCEPTED	REGISTRATIONS WITHDRAWN	APPLICATIONS RECEIVED	REGISTRATIONS ACCEPTED	REGISTRATIONS WITHDRAWN	
PHARMACY, CALIFORNIA STATE BOARD OF	PHARMACIST	3	3	0	0	0	0	4
	PHARMACY TECHNICIAN	0	0	0	1	1	0	1
PHYSICAL THERAPY BOARD OF CALIFORNIA	PHYSICAL THERAPIST	5	4	0	0	0	0	34
	PHYSICAL THERAPIST ASSISTANT	3	2	1	2	1	1	39
PHYSICIAN ASSISTANT BOARD	PHYSICIAN ASSISTANT	2	1	0	0	0	0	56
PODIATRIC MEDICAL BOARD OF CALIFORNIA	PERMANENT DOCTOR OF PODIATRIC MEDICINE	0	0	0	1	1	0	13
PSYCHOLOGY, BOARD OF	PSYCHOLOGIST	0	0	0	4	3	0	16
REGISTERED NURSING, BOARD OF	NURSE ANESTHETIST	1	0	0	1	0	1	-
	NURSE MIDWIFE	3	1	0	0	0	0	10
	NURSE MIDWIFE FURNISHING	1	0	0	0	0	0	-
	NURSE PRACTITIONER	2	1	1	2	1	1	41
	NURSE PRACTITIONER FURNISHING	1	0	0	0	0	0	-
	REGISTERED NURSE	56	43	1	23	16	0	21
RESPIRATORY CARE BOARD OF CALIFORNIA	RESPIRATORY CARE PRACTITIONER	6	6	0	2	2	0	7
VETERINARY MEDICAL BOARD	REGISTERED VETERINARY TECHNICIAN	2	1	1	0	0	0	1
BOARD OF VOCATIONAL NURSING AND PSYCHIATRIC TECHNICIANS	VOCATIONAL NURSE	4	2	1	1	0	0	12

* This table only includes boards and license types that have reportable data, i.e. applications received or registrations accepted/withdrawn, during FY 2023-24.

** Processing Time for Accepted Registrations includes both complete and deficient applications. Applications are deemed deficient if missing information or documentation necessary for approval, which can lead to delays.

MILITARY LICENSURE

The following data is provided in compliance with Business and Professions Code section 115.8, which requires all boards, bureaus, committees, and commissions under DCA to annually report the following information:

- (A) The number of applications for a temporary license submitted by active-duty service members, veterans, or military spouses.*
- (B) The number of applications for expedited licenses submitted by veterans and active-duty spouses.

- (C) The number of licenses issued and denied.
- (D) The number of licenses issued.
- (E) The number of applications for waived renewal fees received and granted.
- (F) The average length of time between application and issuance of licenses.

MILITARY LICENSURE																						
BOARD BUREAU COMMITTEE COMMISSION	LICENSE TYPE	MILITARY SPOUSE - EXPEDITE						MILITARY HONORABLY DISCHARGED - EXPEDITE						MILITARY SPOUSE TEMPORARY LICENSURE						RENEWAL WAIVER		
		APPLICATIONS RECEIVED	LICENSES ISSUED	LICENSES DENIED¹	APPLICATIONS ABANDONED	PROCESSING TIME APPROVED COMPLETE APPS²	PROCESSING TIME APPROVED DEFICIENT APPS	APPLICATIONS RECEIVED	LICENSES ISSUED	LICENSES DENIED¹	APPLICATIONS ABANDONED	PROCESSING TIME APPROVED COMPLETE APPS²	PROCESSING TIME APPROVED DEFICIENT APPS	APPLICATIONS RECEIVED	LICENSES ISSUED	LICENSES DENIED¹	APPLICATIONS ABANDONED	LICENSES SUSPENDED/ REVOKED	PROCESSING TIME APPROVED COMPLETE APPS	PROCESSING TIME APPROVED DEFICIENT APPS	APPLICATIONS RECEIVED	APPLICATIONS APPROVED³
ACCOUNTANCY, CALIFORNIA BOARD OF	CERTIFIED PUBLIC ACCOUNTANT	10	8	0	0	-	77	23	17	0	0	7	36	0	0	0	0	0	-	-	0	0
ACUPUNCTURE BOARD	ACUPUNCTURIST	0	0	0	0	-	-	0	0	0	0	-	-	0	0	0	0	0	-	-	2	2
ARCHITECTS BOARD, CALIFORNIA	ARCHITECT	10	0	0	0	-	-	0	0	0	0	-	-	0	0	0	0	0	-	-	0	0
LANDSCAPE ARCHITECTS TECHNICAL COMMITTEE	LANDSCAPE ARCHITECT	0	0	0	0	-	-	0	0	0	0	-	-	0	0	0	0	0	-	-	0	0
ATHLETIC COMMISSION, CALIFORNIA STATE	MANAGER	0	0	0	0	-	-	0	0	0	0	-	-	0	0	0	0	0	-	-	0	0
	MATCHMAKER	0	0	0	0	-	-	0	0	0	0	-	-	0	0	0	0	0	-	-	0	0
	PROFESSIONAL ATHLETE	0	0	0	0	-	-	0	0	0	0	-	-	0	0	0	0	0	-	-	0	0
	PROFESSIONAL TRAINER	0	0	0	0	-	-	0	0	0	0	-	-	0	0	0	0	0	-	-	0	0
	PROMOTER	0	0	0	0	-	-	0	0	0	0	-	-	0	0	0	0	0	-	-	0	0
	REFEREE/JUDGE	0	0	0	0	-	-	0	0	0	0	-	-	0	0	0	0	0	-	-	0	0
	SECOND	0	0	0	0	-	-	0	0	0	0	-	-	0	0	0	0	0	-	-	0	0
	TIMEKEEPER	0	0	0	0	-	-	0	0	0	0	-	-	0	0	0	0	0	-	-	0	0

¹ Licenses denied do not include applications that are abandoned. An application is abandoned when the applicant is notified of a deficiency and that deficiency is not resolved in the given time period set by statute or regulation, which leads to abandonment and closure of the application.

² Complete applications are those without any deficiencies, such as missing documents necessary for licensure.

³ Waivers approved may not match renewal requests received as some requests are not approved in the same fiscal year, documentation of military orders may not have been received and the request is pending, or the licensee may have withdrawn the request. Renewal waivers are never denied if orders are provided with the renewal request.

MILITARY LICENSURE																						
BOARD BUREAU COMMITTEE COMMISSION	LICENSE TYPE	MILITARY SPOUSE - EXPEDITE						MILITARY HONORABLY DISCHARGED - EXPEDITE						MILITARY SPOUSE TEMPORARY LICENSURE						RENEWAL WAIVER		
		APPLICATIONS RECEIVED	LICENSES ISSUED	LICENSES DENIED¹	APPLICATIONS ABANDONED	PROCESSING TIME APPROVED COMPLETE APPS²	PROCESSING TIME APPROVED DEFICIENT APPS	APPLICATIONS RECEIVED	LICENSES ISSUED	LICENSES DENIED¹	APPLICATIONS ABANDONED	PROCESSING TIME APPROVED COMPLETE APPS²	PROCESSING TIME APPROVED DEFICIENT APPS	APPLICATIONS RECEIVED	LICENSES ISSUED	LICENSES DENIED¹	APPLICATIONS ABANDONED	LICENSES SUSPENDED/ REVOKED	PROCESSING TIME APPROVED COMPLETE APPS	PROCESSING TIME APPROVED DEFICIENT APPS	APPLICATIONS RECEIVED	APPLICATIONS APPROVED³
AUTOMOTIVE REPAIR, BUREAU OF	AUTOMOTIVE REPAIR DEALER	0	0	0	0	-	-	0	50	1	1	7	28	0	0	0	0	0	-	-	0	0
	BRAKE AND LAMP ADJUSTER	0	0	0	0	-	-	0	6	0	22	2	51	0	0	0	0	0	-	-	0	0
	BRAKE AND LAMP STATION	0	0	0	0	-	-	0	0	0	0	-	-	0	0	0	0	0	-	-	0	0
	SMOG CHECK INSPECTOR	0	0	0	0	-	-	0	7	0	17	2	62	0	0	0	0	0	-	-	0	0
	SMOG CHECK REPAIR ONLY STATION	0	0	0	0	-	-	0	0	0	0	-	-	0	0	0	0	0	-	-	0	0
	SMOG CHECK REPAIR TECHNICIAN	0	0	0	0	-	-	0	7	0	6	2	49	0	0	0	0	0	-	-	0	0
	SMOG CHECK TEST ONLY STATION	0	0	0	0	-	-	0	5	1	0	27	43	0	0	0	0	0	-	-	0	0
	SMOG CHECK TEST AND REPAIR STATION	0	0	0	0	-	-	0	4	2	0	26	31	0	0	0	0	0	-	-	0	0
	VEHICLE SAFETY SYSTEMS STATION	0	0	0	0	-	-	0	4	0	0	7	-	0	0	0	0	0	-	-	0	0
	VEHCILE SAFETY SYSTEMS TECHNICIAN	0	0	0	0	-	-	11	8	0	0	3	44	0	0	0	0	0	-	-	0	0
BARBERING AND COSMETOLOGY, BOARD OF	BARBER	4	3	0	1	2	13	119	121	0	0	3	63	0	0	0	0	0	-	-	17	0
	BARBER APPRENTICE	0	0	0	0	-	-	0	0	0	0	-	-	0	0	0	0	0	-	-	0	0
	COSMETOLOGIST	49	46	0	0	3	53	54	54	0	0	3	60	0	0	0	0	0	-	-	110	1
	COSMETOLOGIST APPRENTICE	0	0	0	0	-	-	0	0	0	0	-	-	0	0	0	0	0	-	-	0	0
	ELECTROLOGIST	0	0	0	0	-	-	3	3	0	0	6	-	0	0	0	0	0	-	-	0	0
	ELECTROLOGIST APPRENTICE	0	0	0	0	-	-	0	0	0	0	-	-	0	0	0	0	0	-	-	0	0
	ESTABLISHMENT	0	0	0	0	-	-	0	0	0	0	-	-	0	0	0	0	0	-	-	0	0
	ESTHETICIAN	37	32	0	0	5	31	66	69	0	0	3	37	0	0	0	0	0	-	-	67	2
	HAIRSTYLIST	0	0	0	0	-	-	0	0	0	0	-	-	0	0	0	0	0	-	-	0	0
	MANICURIST	13	9	0	0	3	42	12	13	0	0	3	55	0	0	0	0	0	-	-	154	0
	MOBILE UNIT	0	0	0	0	-	-	0	0	0	0	-	-	0	0	0	0	0	-	-	0	0
	PERSONAL SERVICE PERMIT	0	0	0	0	-	-	0	0	0	0	-	-	0	0	0	0	0	-	-	0	0

¹ Licenses denied do not include applications that are abandoned. An application is abandoned when the applicant is notified of a deficiency and that deficiency is not resolved in the given time period set by statute or regulation, which leads to abandonment and closure of the application.

² Complete applications are those without any deficiencies, such as missing documents necessary for licensure.

³ Waivers approved may not match renewal requests received as some requests are not approved in the same fiscal year, documentation of military orders may not have been received and the request is pending, or the licensee may have withdrawn the request. Renewal waivers are never denied if orders are provided with the renewal request.

MILITARY LICENSURE																						
BOARD BUREAU COMMITTEE COMMISSION	LICENSE TYPE	MILITARY SPOUSE - EXPEDITE						MILITARY HONORABLY DISCHARGED - EXPEDITE						MILITARY SPOUSE TEMPORARY LICENSURE						RENEWAL WAIVER		
		APPLICATIONS RECEIVED	LICENSES ISSUED	LICENSES DENIED¹	APPLICATIONS ABANDONED	PROCESSING TIME APPROVED COMPLETE APPS²	PROCESSING TIME APPROVED DEFICIENT APPS	APPLICATIONS RECEIVED	LICENSES ISSUED	LICENSES DENIED¹	APPLICATIONS ABANDONED	PROCESSING TIME APPROVED COMPLETE APPS²	PROCESSING TIME APPROVED DEFICIENT APPS	APPLICATIONS RECEIVED	LICENSES ISSUED	LICENSES DENIED¹	APPLICATIONS ABANDONED	LICENSES SUSPENDED/ REVOKED	PROCESSING TIME APPROVED COMPLETE APPS	PROCESSING TIME APPROVED DEFICIENT APPS	APPLICATIONS RECEIVED	APPLICATIONS APPROVED³
BEHAVIORAL SCIENCES, BOARD OF	ASSOCIATE CLINICAL SOCIAL WORKER	0	0	0	0	-	-	0	0	0	0	-	-	3	2	0	0	0	10	-	0	0
	ASSOCIATE MARRIAGE AND FAMILY THERAPIST	0	0	0	0	-	-	0	0	0	0	-	-	1	0	1	0	0	-	-	0	0
	ASSOCIATE PROFESSIONAL CLINICAL COUNSELOR	0	0	0	0	-	-	0	0	0	0	-	-	3	1	1	0	0	10	-	0	0
	LICENSED CLINICAL SOCIAL WORKER	12	5	0	0	15	-	74	74	0	0	-	28	30	21	5	0	0	29	-	11	5
	LICENSED EDUCATIONAL PSYCHOLOGIST	1	1	0	0	45	-	0	0	0	0	-	-	1	0	0	0	0	-	-	0	0
	LICENSED MARRIAGE AND FAMILY THERAPIST	3	0	0	0	14	-	72	72	0	0	-	27	0	0	0	0	0	-	-	11	1
	LICENSED PROFESSIONAL CLINICAL COUNSELOR	9	3	0	0	21	56	36	36	0	1	-	-	5	0	1	0	0	-	-	1	0
CEMETERY AND FUNERAL BUREAU	APPRENTICE EMBALMER	0	0	0	0	-	-	1	1	0	-	75	-	0	0	0	0	0	-	-	0	0
	CEMETERY BRANCH BROKER	0	0	0	0	-	-	0	0	0	-	0	-	0	0	0	0	0	-	-	0	0
	CEMETERY BROKER/ ADDITIONAL BROKER	0	0	0	0	-	-	0	0	0	-	0	-	0	0	0	0	0	-	-	0	0
	CEMETERY MANAGER	0	0	0	0	-	-	0	0	0	-	0	-	0	0	0	0	0	-	-	0	0
	CEMETERY SALESPERSON	0	0	0	0	-	-	8	6	0	-	86	-	0	0	0	0	0	-	-	0	0
	CERTIFICATE OF AUTHORITY (CEMETERY)	0	0	0	0	-	-	0	0	0	-	0	-	0	0	0	0	0	-	-	0	0
	CREMATED REMAINS DISPOSER	0	0	0	0	-	-	0	0	0	-	0	-	0	0	0	0	0	-	-	0	0
	CREMATORY	0	0	0	0	-	-	0	0	0	-	0	-	0	0	0	0	0	-	-	0	0
	CREMATORY MANAGER	0	0	0	0	-	-	0	0	0	-	0	-	0	0	0	0	0	-	-	0	0
	EMBALMER	0	0	0	0	-	-	0	0	0	-	0	-	0	0	0	0	0	-	-	0	0
	FUNERAL DIRECTOR	0	0	0	0	-	-	0	0	0	-	0	-	0	0	0	0	0	-	-	0	0
	FUNERAL ESTABLISHMENT	0	0	0	0	-	-	0	0	0	-	0	-	0	0	0	0	0	-	-	0	0
	HYDROLYSIS FACILITY	0	0	0	0	-	-	0	0	0	-	0	-	0	0	0	0	0	-	-	0	0

¹ Licenses denied do not include applications that are abandoned. An application is abandoned when the applicant is notified of a deficiency and that deficiency is not resolved in the given time period set by statute or regulation, which leads to abandonment and closure of the application.

² Complete applications are those without any deficiencies, such as missing documents necessary for licensure.

³ Waivers approved may not match renewal requests received as some requests are not approved in the same fiscal year, documentation of military orders may not have been received and the request is pending, or the licensee may have withdrawn the request. Renewal waivers are never denied if orders are provided with the renewal request.

MILITARY LICENSURE																						
BOARD BUREAU COMMITTEE COMMISSION	LICENSE TYPE	MILITARY SPOUSE - EXPEDITE						MILITARY HONORABLY DISCHARGED - EXPEDITE						MILITARY SPOUSE TEMPORARY LICENSURE						RENEWAL WAIVER		
		APPLICATIONS RECEIVED	LICENSES ISSUED	LICENSES DENIED¹	APPLICATIONS ABANDONED	PROCESSING TIME APPROVED COMPLETE APPS²	PROCESSING TIME APPROVED DEFICIENT APPS³	APPLICATIONS RECEIVED	LICENSES ISSUED	LICENSES DENIED¹	APPLICATIONS ABANDONED	PROCESSING TIME APPROVED COMPLETE APPS²	PROCESSING TIME APPROVED DEFICIENT APPS³	APPLICATIONS RECEIVED	LICENSES ISSUED	LICENSES DENIED¹	APPLICATIONS ABANDONED	LICENSES SUSPENDED/ REVOKED	PROCESSING TIME APPROVED COMPLETE APPS	PROCESSING TIME APPROVED DEFICIENT APPS	APPLICATIONS RECEIVED	APPLICATIONS APPROVED³
CHIROPRACTIC EXAMINERS, BOARD OF	DOCTOR OF CHIROPRACTIC	0	0	0	0	0	0	11	8	0	0	36	73	1	0	0	0	0	0	0	0	0
CONTRACTORS STATE LICENSE BOARD	HOME IMPROVEMENT SALESPERSON	0	0	0	0	-	-	254	199	0	55	40	72	0	0	0	0	0	-	-	2	2
	ORIGINAL CONTRACTOR	0	0	0	0	-	-	667	259	0	98	72	99	0	0	0	0	0	-	-	4	4
COURT REPORTERS BOARD OF CALIFORNIA	CERTIFIED SHORTHAND REPORTER	0	0	0	0	-	-	0	0	0	0	-	-	0	0	0	0	0	-	-	0	0
DENTAL BOARD OF CALIFORNIA	CONSCIOUS SEDATION PERMIT	0	0	0	0	-	-	0	0	0	0	-	-	0	0	0	0	0	-	-	0	0
	DENTAL SEDATION ASSISTANT PERMIT	0	0	0	0	-	-	0	0	0	0	-	-	0	0	0	0	0	-	-	0	0
	DENTIST	12	3	0	1	11	36	23	19	0	7	1	85	2	1	0	0	0	17	6	42	23
	ELECTIVE FACIAL COSMETIC SURGERY PERMIT	0	0	0	0	-	-	0	0	0	0	-	-	0	0	0	0	0	-	-	0	0
	GENERAL ANESTHESIA PERMIT	0	0	0	0	-	-	1	3	0	0	2	-	0	0	0	0	0	-	-	0	0
	MEDICAL GENERAL ANESTHESIA PERMIT	0	0	0	0	-	-	0	0	0	0	-	-	0	0	0	0	0	-	-	0	0
	MODERATE SEDATION PERMIT	0	0	0	0	-	-	1	1	0	0	1	-	0	0	0	0	0	-	-	0	0
	ORAL AND MAXILLOFACIAL SURGEON	0	0	0	0	-	-	0	0	0	0	-	-	0	0	0	0	0	-	-	0	0
	ORAL CONSCIOUS SEDATION CERTIFICATE	0	0	0	0	-	-	0	0	0	0	-	-	0	0	0	0	0	-	-	0	0
	ORTHODONTIC ASSISTANT PERMIT	0	0	0	0	-	-	0	0	0	0	-	-	0	0	0	0	0	-	-	0	0
	PEDIATRIC MINIMAL SEDATION PERMIT	0	0	0	0	-	-	1	1	0	0	2	-	0	0	0	0	0	-	-	0	0
	REGISTERED DENTAL ASSISTANT	1	1	0	0	11	-	43	19	0	1	43	28	4	3	0	0	0	0	18	10	4
	REGISTERED DENTAL ASSISTANT IN EXTENDED FUNCTIONS	0	0	0	0	-	-	2	2	0	0	43	0	0	0	0	0	0	-	-	0	0
	SPECIAL PERMIT	0	0	0	0	-	-	0	0	0	0	-	-	0	0	0	0	0	-	-	0	0

¹ Licenses denied do not include applications that are abandoned. An application is abandoned when the applicant is notified of a deficiency and that deficiency is not resolved in the given period of time set by statute or regulation, which leads to abandonment and closure of the application.

² Complete applications are applications without any deficiencies, such as missing documents necessary for licensure.

³ Waivers approved may not match renewal requests received as some requests are not approved in the same fiscal year, documentation of military orders may not have been received and the request is pending, or the licensee may have withdrawn the request. Renewal waivers are never denied as long as orders are provided with the renewal request.

MILITARY LICENSURE																						
BOARD BUREAU COMMITTEE COMMISSION	LICENSE TYPE	MILITARY SPOUSE - EXPEDITE						MILITARY HONORABLY DISCHARGED - EXPEDITE						MILITARY SPOUSE TEMPORARY LICENSURE						RENEWAL WAIVER		
		APPLICATIONS RECEIVED	LICENSES ISSUED	LICENSES DENIED¹	APPLICATIONS ABANDONED	PROCESSING TIME APPROVED COMPLETE APPS²	PROCESSING TIME APPROVED DEFICIENT APPS	APPLICATIONS RECEIVED	LICENSES ISSUED	LICENSES DENIED¹	APPLICATIONS ABANDONED	PROCESSING TIME APPROVED COMPLETE APPS²	PROCESSING TIME APPROVED DEFICIENT APPS	APPLICATIONS RECEIVED	LICENSES ISSUED	LICENSES DENIED¹	APPLICATIONS ABANDONED	LICENSES SUSPENDED/ REVOKED	PROCESSING TIME APPROVED COMPLETE APPS	PROCESSING TIME APPROVED DEFICIENT APPS	APPLICATIONS RECEIVED	APPLICATIONS APPROVED³
DENTAL HYGIENE BOARD OF CALIFORNIA	REGISTERED DENTAL HYGIENIST	5	5	0	0	1	-	16	16	0	0	4	-	9	6	0	0	0	1	22	0	0
	REGISTERED DENTAL HYGIENIST IN ALTERNATIVE PRACTICE	0	0	0	0	-	-	2	2	0	0	195	-	0	0	0	0	0	-	-	0	0
	REGISTERED DENTAL HYGIENIST IN EXTENDED FUNCTIONS	0	0	0	0	-	-	0	0	0	0	-	-	0	0	0	0	0	-	-	0	0
HOUSEHOLD GOODS AND SERVICES, BUREAU OF	APPLIANCE SERVICE DEALER REGISTRATION	0	0	0	0	-	-	4	4	0	0	58	15	0	0	0	0	-	-	0	0	0
	BEDDING RETAILER LICENSE	0	0	0	0	-	-	0	0	0	0	-	-	0	0	0	0	-	-	0	0	0
	COMBINATION SERVICE DEALER REGISTRATION	0	0	0	0	-	-	1	1	0	0	12	-	0	0	0	0	-	-	0	0	0
	CUSTOM UPHOLSTERER LICENSE	0	0	0	0	-	-	1	1	0	0	15	-	0	0	0	0	-	-	0	0	0
	ELECTRONIC SERVICE DEALER REGISTRATION	0	0	0	0	-	-	0	0	0	0	-	-	0	0	0	0	-	-	0	0	0
	FURNITURE AND BEDDING MANUFACTURER LICENSE	0	0	0	0	-	-	0	0	0	0	-	-	0	0	0	0	-	-	0	0	0
	FURNITURE AND BEDDING RETAILER LICENSE	0	0	0	0	-	-	2	2	0	0	16	6	0	0	0	0	-	-	0	0	0
	FURNITURE AND BEDDING WHOLESALE LICENSE	0	0	0	0	-	-	0	0	0	0	-	-	0	0	0	0	-	-	0	0	0
	FURNITURE RETAILER LICENSE	0	0	0	0	-	-	1	1	0	0	-	8	0	0	0	0	-	-	0	0	0
	HOUSEHOLD MOVERS PERMIT	0	0	0	0	-	-	1	1	0	0	-	30	0	0	0	0	-	-	0	0	0
	IMPORTER LICENSE	0	0	0	0	-	-	0	0	0	0	-	-	0	0	0	0	-	-	0	0	0
	SANITIZER LICENSE	0	0	0	0	-	-	0	0	0	0	-	-	0	0	0	0	-	-	0	0	0
	SERVICE CONTRACT ADMINISTRATOR LICENSE	0	0	0	0	-	-	0	0	0	0	-	-	0	0	0	0	-	-	0	0	0
	SERVICE CONTRACT SELLER REGISTRATION	0	0	0	0	-	-	2	2	0	0	-	37	0	0	0	0	-	-	0	0	0
	SUPPLY DEALER LICENSE	0	0	0	0	-	-	0	0	0	0	-	-	0	0	0	0	-	-	0	0	0
	THERMAL INSULATION MANUFACTURER LICENSE	0	0	0	0	-	-	0	0	0	0	-	-	0	0	0	0	-	-	0	0	0

¹ Licenses denied do not include applications that are abandoned. An application is abandoned when the applicant is notified of a deficiency and that deficiency is not resolved in the given period of time set by statute or regulation, which leads to abandonment and closure of the application.

² Complete applications are applications without any deficiencies, such as missing documents necessary for licensure.

³ Waivers approved may not match renewal requests received as some requests are not approved in the same fiscal year, documentation of military orders may not have been received and the request is pending, or the licensee may have withdrawn the request. Renewal waivers are never denied as long as orders are provided with the renewal request.

MILITARY LICENSURE																						
BOARD BUREAU COMMITTEE COMMISSION	LICENSE TYPE	MILITARY SPOUSE - EXPEDITE						MILITARY HONORABLY DISCHARGED - EXPEDITE						MILITARY SPOUSE TEMPORARY LICENSURE						RENEWAL WAIVER		
		APPLICATIONS RECEIVED	LICENSES ISSUED	LICENSES DENIED¹	APPLICATIONS ABANDONED	PROCESSING TIME APPROVED COMPLETE APPS²	PROCESSING TIME APPROVED DEFICIENT APPS³	APPLICATIONS RECEIVED	LICENSES ISSUED	LICENSES DENIED¹	APPLICATIONS ABANDONED	PROCESSING TIME APPROVED COMPLETE APPS²	PROCESSING TIME APPROVED DEFICIENT APPS³	APPLICATIONS RECEIVED	LICENSES ISSUED	LICENSES DENIED¹	APPLICATIONS ABANDONED	LICENSES SUSPENDED/ REVOKED	PROCESSING TIME APPROVED COMPLETE APPS	PROCESSING TIME APPROVED DEFICIENT APPS	APPLICATIONS RECEIVED	APPLICATIONS APPROVED³
MEDICAL BOARD OF CALIFORNIA	BPC 853 PILOT PROGRAM PHYSICIAN	0	0	0	0	-	-	0	0	0	0	-	-	0	0	0	0	0	-	-	0	0
	LICENSED MIDWIFE	0	0	0	0	-	-	0	0	0	0	-	-	0	0	0	0	0	-	-	0	0
	PHYSICIAN AND SURGEON	12	16	0	1	13	101	99	84	1	19	112	124	8	1	0	6	0	-	63	13	12
	POLYSOMNOGRAPHIC TECHNICIAN	0	0	0	0	-	-	0	0	0	0	-	-	0	0	0	0	0	-	-	0	0
	POLYSOMNOGRAPHIC TECHNOLOGIST	0	0	0	0	-	-	0	0	0	1	-	-	0	0	0	0	0	-	-	1	0
	POLYSOMNOGRAPHIC TRAINEE	0	0	0	0	-	-	0	0	0	0	-	-	0	0	0	0	0	-	-	0	0
	POSTGRADUATE TRAINING	0	0	0	0	-	-	11	9	0	2	54	162	2	0	0	2	0	-	-	0	0
	RESEARCH PSYCHOANALYST	0	0	0	0	-	-	0	0	0	0	-	-	0	0	0	0	0	-	-	0	0
	SPECIAL FACULTY PERMIT	0	0	0	0	-	-	0	0	0	0	-	-	0	0	0	0	0	-	-	0	0
	SPECIAL PROGRAMS (INDIVIDUAL)	0	0	0	0	-	-	0	0	0	0	-	-	0	0	0	0	0	-	-	0	0
CALIFORNIA BOARD OF NATUROPATHIC MEDICINE	NATUROPATHIC DOCTOR	0	0	0	0	-	-	0	0	0	0	-	-	0	0	0	0	0	-	-	0	0
OCCUPATIONAL THERAPY, CALIFORNIA BOARD OF	OCCUPATIONAL THERAPIST	3	2	0	0	4	26	9	8	0	0	-	44	5	5	0	0	0	21	49	3	3
	OCCUPATIONAL THERAPIST LIMITED	0	0	0	0	-	-	0	0	0	0	-	-	0	0	0	0	0	-	-	0	0
	OCCUPATIONAL THERAPY ASSISTANT	2	2	0	0	5	171	7	7	0	0	16	43	1	1	0	0	0	1	-	1	1
	OCCUPATIONAL THERAPY ASSISTANT LIMITED	0	0	0	0	-	-	0	0	0	0	-	-	0	0	0	0	0	-	-	0	0
OPTOMETRY, CALIFORNIA STATE BOARD OF	NONRESIDENT CONTACT LENS SELLER REGISTRATION	0	0	0	0	-	-	0	0	0	0	-	-	0	0	0	0	0	-	-	0	0
	OPTOMETRIST	0	0	0	0	-	-	1	1	0	0	-	12	0	0	0	0	0	-	-	3	1
	REGISTERED CONTACT LENS DISPENSER	0	0	0	0	-	-	1	1	0	0	30	-	0	0	0	0	0	-	-	0	0
	REGISTERED DISPENSING OPTICIAN	0	0	0	0	-	-	0	0	0	0	-	-	0	0	0	0	0	-	-	0	0
	REGISTERED SPECTACLE LENS DISPENSER	1	2	0	0	-	81	3	2	0	0	-	28	0	0	0	0	0	-	-	0	0
	STATEMENT OF LICENSURE	0	0	0	0	-	-	8	8	0	0	1	-	0	0	0	0	0	-	-	0	0
OSTEOPATHIC MEDICAL BOARD OF CALIFORNIA	OSTEOPATHIC PHYSICIAN AND SURGEON	9	8	0	0	54	37	40	37	0	0	73	56	4	2	0	0	0	27	-	13	6
	POSTGRADUATE TRAINING	1	0	0	0	-	-	5	5	0	0	31	-	0	0	0	0	0	-	-	0	0

¹ Licenses denied do not include applications that are abandoned. An application is abandoned when the applicant is notified of a deficiency and that deficiency is not resolved in the given period of time set by statute or regulation, which leads to abandonment and closure of the application.

² Complete applications are applications without any deficiencies, such as missing documents necessary for licensure.

³ Waivers approved may not match renewal requests received as some requests are not approved in the same fiscal year, documentation of military orders may not have been received and the request is pending, or the licensee may have withdrawn the request. Renewal waivers are never denied as long as orders are provided with the renewal request.

MILITARY LICENSURE																						
BOARD BUREAU COMMITTEE COMMISSION	LICENSE TYPE	MILITARY SPOUSE - EXPEDITE						MILITARY HONORABLY DISCHARGED - EXPEDITE						MILITARY SPOUSE TEMPORARY LICENSURE						RENEWAL WAIVER		
		APPLICATIONS RECEIVED	LICENSES ISSUED	LICENSES DENIED¹	APPLICATIONS ABANDONED	PROCESSING TIME APPROVED COMPLETE APPS²	PROCESSING TIME APPROVED DEFICIENT APPS	APPLICATIONS RECEIVED	LICENSES ISSUED	LICENSES DENIED¹	APPLICATIONS ABANDONED	PROCESSING TIME APPROVED COMPLETE APPS²	PROCESSING TIME APPROVED DEFICIENT APPS	APPLICATIONS RECEIVED	LICENSES ISSUED	LICENSES DENIED¹	APPLICATIONS ABANDONED	LICENSES SUSPENDED/ REVOKED	PROCESSING TIME APPROVED COMPLETE APPS	PROCESSING TIME APPROVED DEFICIENT APPS	APPLICATIONS RECEIVED	APPLICATIONS APPROVED³
PHARMACY, CALIFORNIA STATE BOARD OF	ADVANCED PRACTICE PHARMACY	0	0	0	0	-	-	0	0	0	0	-	-	0	0	0	0	0	-	-	1	1
	DESIGNATED PARAMEDIC	0	0	0	0	-	-	0	0	0	0	-	-	0	0	0	0	0	-	-	0	0
	DESIGNATED REPRESENTATIVE	0	0	0	0	-	-	10	12	0	0	48	210	0	0	0	0	0	-	-	0	0
	DESIGNATED REPRESENTATIVE-3PL	0	0	0	0	-	-	3	1	0	0	32	-	0	0	0	0	0	-	-	0	0
	DESIGNATED REPRESENTATIVE- REVERSE DISTRIBUTOR	0	0	0	0	-	-	0	0	0	0	-	-	0	0	0	0	0	-	-	0	0
	DESIGNATED REPRESENTATIVE VET	0	0	0	0	-	-	0	0	0	0	-	-	0	0	0	0	0	-	-	0	0
	INTERN PHARMACIST	1	3	0	0	-	66	10	9	0	0	26	77	0	0	0	0	0	-	-	0	0
	PHARMACIST INITIAL LICENSING APPLICATIONS	2	2	0	0	1	-	2	2	0	0	1	-	0	0	0	0	0	-	-	0	0
	PHARMACIST EXAMINATION APPLICATIONS	3	2	0	1	-	50	11	9	0	0	12	49	0	0	0	0	0	-	-	4	4
	PHARMACY TECHNICIAN	6	6	0	0	13	-	45	43	0	2	19	134	10	7	0	3	0	3	23	1	1
PHYSICAL THERAPY BOARD OF CALIFORNIA	ELECTRONEUROMYGRAPHER CERTIFICATION	0	0	0	0	-	-	0	0	0	0	-	-	0	0	0	0	0	-	-	0	0
	KINESIOLOGICAL ELECTROMYOGRAPHER CERTIFICATION	0	0	0	0	-	-	0	0	0	0	-	-	0	0	0	0	0	-	-	0	0
	PHYSICAL THERAPIST	15	16	0	0	6	59	23	21	0	2	6	103	0	0	0	0	0	-	-	8	8
	PHYSICAL THERAPIST ASSISTANT	9	4	0	1	-	39	33	26	0	5	-	96	0	0	0	0	0	-	-	1	0
PHYSICIAN ASSISTANT BOARD	PHYSICIAN ASSISTANT	14	11	0	0	-	39	71	61	0	10	14	52	7	6	0	1	0	22	44	18	10
PODIATRIC MEDICAL BOARD OF CALIFORNIA	DOCTOR OF PODIATRIC MEDICINE	0	0	0	0	-	-	0	0	0	0	-	-	0	0	0	0	0	-	-	0	0
	RESIDENT STATUS	0	0	0	0	-	-	0	0	0	0	-	-	0	0	0	0	0	-	-	0	0
PRIVATE POSTSECONDARY EDUCATION, BUREAU FOR	INSTITUTIONS APPROVED TO OPERATE BY MEANS OF ACCREDITATION	0	0	0	0	-	-	0	0	0	0	-	-	0	0	0	0	0	-	-	0	0
	INSTITUTIONS APPROVED TO OPERATE BY MEANS OF FULL APPROVAL (NON- ACCREDITED)	0	0	0	0	-	-	0	0	0	0	-	-	0	0	0	0	0	-	-	0	0

¹ Licenses denied do not include applications that are abandoned. An application is abandoned when the applicant is notified of a deficiency and that deficiency is not resolved in the given period of time set by statute or regulation, which leads to abandonment and closure of the application.

² Complete applications are applications without any deficiencies, such as missing documents necessary for licensure.

³ Waivers approved may not match renewal requests received as some requests are not approved in the same fiscal year, documentation of military orders may not have been received and the request is pending, or the licensee may have withdrawn the request. Renewal waivers are never denied as long as orders are provided with the renewal request.

MILITARY LICENSURE																						
BOARD BUREAU COMMITTEE COMMISSION	LICENSE TYPE	MILITARY SPOUSE - EXPEDITE						MILITARY HONORABLY DISCHARGED - EXPEDITE						MILITARY SPOUSE TEMPORARY LICENSURE						RENEWAL WAIVER		
		APPLICATIONS RECEIVED	LICENSES ISSUED	LICENSES DENIED¹	APPLICATIONS ABANDONED	PROCESSING TIME APPROVED COMPLETE APPS²	PROCESSING TIME APPROVED DEFICIENT APPS	APPLICATIONS RECEIVED	LICENSES ISSUED	LICENSES DENIED¹	APPLICATIONS ABANDONED	PROCESSING TIME APPROVED COMPLETE APPS²	PROCESSING TIME APPROVED DEFICIENT APPS	APPLICATIONS RECEIVED	LICENSES ISSUED	LICENSES DENIED¹	APPLICATIONS ABANDONED	LICENSES SUSPENDED/ REVOKED	PROCESSING TIME APPROVED COMPLETE APPS	PROCESSING TIME APPROVED DEFICIENT APPS	APPLICATIONS RECEIVED	APPLICATIONS APPROVED³
PROFESSIONAL ENGINEERS, LAND SURVEYORS, AND GEOLOGISTS, BOARD FOR	AGRICULTURAL ENGINEER	0	0	0	0	-	-	0	0	0	0	-	-	0	0	0	0	0	-	-	0	0
	CERTIFIED ENGINEERING GEOLOGIST	0	0	0	0	-	-	0	0	0	0	-	-	0	0	0	0	0	-	-	0	0
	CERTIFIED HYDROGEOLOGIST	0	0	0	0	-	-	0	1	0	0	16	-	0	0	0	0	0	-	-	0	0
	CHEMICAL ENGINEER	0	0	0	0	-	-	0	0	0	0	-	-	0	0	0	0	0	-	-	0	0
	CIVIL ENGINEER	1	0	0	0	-	-	12	11	0	0	32	70	1	1	0	0	0	1	-	1	1
	CONTROL SYSTEMS ENGINEER	0	0	0	0	-	-	1	1	0	0	-	95	0	0	0	0	0	-	-	0	0
	ELECTRICAL ENGINEER	0	0	0	0	-	-	12	16	0	1	15	29	0	0	0	0	0	-	-	0	0
	ENGINEER-IN-TRAINING	0	1	0	0	-	57	41	42	0	0	6	17	0	0	0	0	0	-	-	0	0
	FIRE PROTECTION ENGINEER	0	0	0	0	-	-	2	2	0	0	-	27	0	0	0	0	0	-	-	0	0
	GEOLOGIST	0	1	0	0	27	-	0	2	0	0	22	-	0	0	0	0	0	-	-	0	0
	GEOLOGIST-IN-TRAINING	0	0	0	0	-	-	0	0	0	0	-	-	0	0	0	0	0	-	-	0	0
	GEOPHYSICIST	0	0	0	0	-	-	0	0	0	0	-	-	0	0	0	0	0	-	-	0	0
	GEOTECHNICAL ENGINEER	0	0	0	0	-	-	1	1	0	0	-	22	0	0	0	0	0	-	-	0	0
	INDUSTRIAL ENGINEER	0	0	0	0	-	-	0	0	0	0	-	-	0	0	0	0	0	-	-	0	0
	LAND SURVEYOR	0	0	0	0	-	-	5	1	0	0	27	77	0	0	0	0	0	-	-	0	0
	LAND SURVEYOR-IN- TRAINING	0	0	0	0	-	-	3	3	0	0	1	41	0	0	0	0	0	-	-	0	0
	MECHANICAL ENGINEER	0	0	0	0	-	-	8	8	0	0	1	52	0	0	0	0	0	-	-	2	2
	METALLURGICAL ENGINEER	0	0	0	0	-	-	0	0	0	0	-	-	0	0	0	0	0	-	-	0	0
	NUCLEAR ENGINEER	0	0	0	0	-	-	0	0	0	0	-	-	0	0	0	0	0	-	-	0	0
	PETROLEUM ENGINEER	0	0	0	0	-	-	0	0	0	0	-	-	0	0	0	0	0	-	-	0	0
	STRUCTURAL ENGINEER	0	0	0	0	-	-	1	1	0	0	15	-	0	0	0	0	0	-	-	0	0
	TRAFFIC ENGINEER	0	0	0	0	-	-	2	0	0	0	-	-	0	0	0	0	0	-	-	0	0

¹ Licenses denied do not include applications that are abandoned. An application is abandoned when the applicant is notified of a deficiency and that deficiency is not resolved in the given period of time set by statute or regulation, which leads to abandonment and closure of the application.

² Complete applications are applications without any deficiencies, such as missing documents necessary for licensure.

³ Waivers approved may not match renewal requests received as some requests are not approved in the same fiscal year, documentation of military orders may not have been received and the request is pending, or the licensee may have withdrawn the request. Renewal waivers are never denied as long as orders are provided with the renewal request.

MILITARY LICENSURE																						
BOARD BUREAU COMMITTEE COMMISSION	LICENSE TYPE	MILITARY SPOUSE - EXPEDITE						MILITARY HONORABLY DISCHARGED - EXPEDITE						MILITARY SPOUSE TEMPORARY LICENSURE						RENEWAL WAIVER		
		APPLICATIONS RECEIVED	LICENSES ISSUED	LICENSES DENIED¹	APPLICATIONS ABANDONED	PROCESSING TIME APPROVED COMPLETE APPS²	PROCESSING TIME APPROVED DEFICIENT APPS	APPLICATIONS RECEIVED	LICENSES ISSUED	LICENSES DENIED¹	APPLICATIONS ABANDONED	PROCESSING TIME APPROVED COMPLETE APPS²	PROCESSING TIME APPROVED DEFICIENT APPS	APPLICATIONS RECEIVED	LICENSES ISSUED	LICENSES DENIED¹	APPLICATIONS ABANDONED	LICENSES SUSPENDED/ REVOKED	PROCESSING TIME APPROVED COMPLETE APPS	PROCESSING TIME APPROVED DEFICIENT APPS	APPLICATIONS RECEIVED	APPLICATIONS APPROVED³
PROFESSIONAL FIDUCIARIES BUREAU	PROFESSIONAL FIDUCIARY	0	0	0	0	-	-	2	1	0	0	117	-	0	0	0	0	0	-	-	0	0
PSYCHOLOGY, BOARD OF	PSYCHOLOGICAL ASSOCIATE	0	0	0	0	-	-	0	0	0	0	-	-	0	0	0	0	0	-	-		
	PSYCHOLOGICAL TESTING TECHNICIAN	0	0	0	0	-	-	0	0	0	0	-	-	0	0	0	0	0	-	-	1	0
	PSYCHOLOGIST	6	1	0	2	13	-	87	19	0	6	12	29	0	0	0	0	0	-	-	0	0
REAL ESTATE APPRAISERS, BUREAU OF	CERTIFIED GENERAL	0	0	0	0	-	-	28	28	0	0	5	8	0	0	0	0	0	-	-	0	0
	CERTIFIED RESIDENTIAL	0	0	0	0	-	-	32	19	0	0	6	20	0	0	0	0	0	-	-	0	0
	RESIDENTIAL	0	0	0	0	-	-	8	8	0	0	21	38	0	0	0	0	0	-	-	0	0
	TRAINEE	0	0	0	0	-	-	6	6	0	0	17	5	0	0	0	0	0	-	-	0	0
REGISTERED NURSING, BOARD OF	CLINICAL NURSE SPECIALIST	0	0	0	0	-	-	1	2	0	1	-	97	0	0	0	0	0	-	-	2	1
	CONTINUING EDUCATION PROVIDER	0	0	0	0	-	-	0	0	0	0	-	-	0	0	0	0	0	-	-	0	0
	NURSE ANESTHETIST	4	2	0	0	55	113	14	9	0	2	-	70	0	0	0	0	0	-	-	6	1
	NURSE MIDWIFE	2	1	0	0	-	226	3	2	0	0	-	148	0	0	0	0	0	-	-	0	0
	NURSE MIDWIFE FURNISHING	1	0	0	0	-	-	0	1	0	0	-	131	0	0	0	0	0	-	-	0	0
	NURSE PRACTITIONER	27	22	0	0	2	73	154	117	0	9	2	63	0	0	0	0	0	-	-	11	6
	NURSE PRACTITIONER FURNISHING	5	9	0	0	1	89	47	63	0	10	41	70	0	0	0	0	0	-	-	13	4
	PSYCHIATRIC MENTAL HEALTH NURSE	2	0	0	0	-	-	0	0	0	0	-	-	0	0	0	0	0	-	-	0	0
	PUBLIC HEALTH NURSE	9	4	0	2	3	98	98	72	0	6	6	44	0	0	0	0	0	-	-	18	3
	REGISTERED NURSE	390	282	0	10	29	62	733	547	3	59	45	78	0	0	0	0	0	-	-	144	30
RESPIRATORY CARE BOARD OF CALIFORNIA	RESPIRATORY CARE PRACTITIONER	4	4	0	0	-	45	83	82	0	0	-	36	0	0	0	0	0	-	-	4	3

¹ Licenses denied do not include applications that are abandoned. An application is abandoned when the applicant is notified of a deficiency and that deficiency is not resolved in the given period of time set by statute or regulation, which leads to abandonment and closure of the application.

² Complete applications are applications without any deficiencies, such as missing documents necessary for licensure.

³ Waivers approved may not match renewal requests received as some requests are not approved in the same fiscal year, documentation of military orders may not have been received and the request is pending, or the licensee may have withdrawn the request. Renewal waivers are never denied as long as orders are provided with the renewal request.

MILITARY LICENSURE																						
BOARD BUREAU COMMITTEE COMMISSION	LICENSE TYPE	MILITARY SPOUSE - EXPEDITE						MILITARY HONORABLY DISCHARGED - EXPEDITE						MILITARY SPOUSE TEMPORARY LICENSURE						RENEWAL WAIVER		
		APPLICATIONS RECEIVED	LICENSES ISSUED	LICENSES DENIED¹	APPLICATIONS ABANDONED	PROCESSING TIME APPROVED COMPLETE APPS²	PROCESSING TIME APPROVED DEFICIENT APPS	APPLICATIONS RECEIVED	LICENSES ISSUED	LICENSES DENIED¹	APPLICATIONS ABANDONED	PROCESSING TIME APPROVED COMPLETE APPS²	PROCESSING TIME APPROVED DEFICIENT APPS	APPLICATIONS RECEIVED	LICENSES ISSUED	LICENSES DENIED¹	APPLICATIONS ABANDONED	LICENSES SUSPENDED/ REVOKED	PROCESSING TIME APPROVED COMPLETE APPS	PROCESSING TIME APPROVED DEFICIENT APPS	APPLICATIONS RECEIVED	APPLICATIONS APPROVED³
SECURITY AND INVESTIGATIVE SERVICES, BUREAU OF	ALARM COMPANY BRANCH	0	0	0	0	-	-	0	0	0	0	-	-	0	0	0	0	0	-	-	0	0
	ALARM COMPANY EMPLOYEE	2	0	0	3	-	-	0	0	0	0	-	-	0	0	0	0	0	-	-	0	0
	ALARM COMPANY OPERATOR	1	0	0	0	-	-	0	0	0	0	-	-	0	0	0	0	0	-	-	0	0
	ALARM COMPANY QUALIFIED MANAGER	0	0	0	2	-	-	0	0	0	0	-	-	0	0	0	0	0	-	-	0	0
	BATON PERMIT	5	0	0	0	-	-	0	0	0	0	-	-	1	0	0	0	0	-	-	0	0
	FIREARM PERMIT	5	0	0	2	-	-	0	0	0	0	-	-	3	0	0	0	0	-	-	0	0
	LOCKSMITH COMPANY BRANCH	0	0	0	0	-	-	0	0	0	0	-	-	0	0	0	0	0	-	-	0	0
	LOCKSMITH EMPLOYEE	0	0	0	1	-	-	0	0	0	0	-	-	0	0	0	0	0	-	-	0	0
	LOCKSMITH COMPANY OPERATOR	0	0	0	0	-	-	0	0	0	0	-	-	0	0	0	0	0	-	-	0	0
	PRIVATE INVESTIGATOR	2	0	0	0	-	-	0	0	0	0	-	-	0	0	0	0	0	-	-	0	0
	PRIVATE INVESTIGATOR BRANCH	0	0	0	0	-	-	0	0	0	0	-	-	0	0	0	0	0	-	-	0	0
	PRIVATE PATROL OPERATOR	1	0	0	1	-	-	0	0	0	0	-	-	0	0	0	0	0	-	-	0	0
	PRIVATE PATROL OPERATOR BRANCH	0	0	0	0	-	-	0	0	0	0	-	-	0	0	0	0	0	-	-	0	0
	PROPRIETARY PRIVATE SECURITY OFFICER EMPLOYER	2	0	0	0	-	-	0	0	0	0	-	-	1	0	0	0	0	-	-	0	0
	PROPRIETARY PRIVATE SECURITY OFFICER	6	0	0	12	-	-	0	0	0	0	-	-	0	0	0	0	0	-	-	0	0
	REPOSSESSION AGENCY	0	0	0	0	-	-	0	0	0	0	-	-	0	0	0	0	0	-	-	0	0
	REPOSSESSION AGENCY EMPLOYEE	0	0	0	0	-	-	0	0	0	0	-	-	0	0	0	0	0	-	-	0	0
	REPOSSESSION AGENCY QUALIFIED MANAGER	0	0	0	0	-	-	0	0	0	0	-	-	0	0	0	0	0	-	-	0	0
	SECURITY GUARD	67	2	0	68	27	-	0	0	0	0	-	-	6	0	0	0	0	-	-	0	0
	TRAINING FACILITY BATON	0	0	0	0	-	-	0	0	0	0	-	-	0	0	0	0	0	-	-	0	0
	TRAINING FACILITY FIREARM	0	0	0	0	-	-	0	0	0	0	-	-	0	0	0	0	0	-	-	0	0
	TRAINING FACILITY BATON INSTRUCTOR	0	0	0	0	-	-	0	0	0	0	-	-	0	0	0	0	0	-	-	0	0
	TRAINING FACILITY FIREARM INSTRUCTOR	0	0	0	0	-	-	0	0	0	0	-	-	0	0	0	0	0	-	-	0	0

¹ Licenses denied do not include applications that are abandoned. An application is abandoned when the applicant is notified of a deficiency and that deficiency is not resolved in the given time period set by statute or regulation, which leads to abandonment and closure of the application.

² Complete applications are those without any deficiencies, such as missing documents necessary for licensure.

³ Waivers approved may not match renewal requests received as some requests are not approved in the same fiscal year, documentation of military orders may not have been received and the request is pending, or the licensee may have withdrawn the request. Renewal waivers are never denied if orders are provided with the renewal request.

MILITARY LICENSURE																						
BOARD BUREAU COMMITTEE COMMISSION	LICENSE TYPE	MILITARY SPOUSE - EXPEDITE						MILITARY HONORABLY DISCHARGED - EXPEDITE						MILITARY SPOUSE TEMPORARY LICENSURE						RENEWAL WAIVER		
		APPLICATIONS RECEIVED	LICENSES ISSUED	LICENSES DENIED¹	APPLICATIONS ABANDONED	PROCESSING TIME APPROVED COMPLETE APPS²	PROCESSING TIME APPROVED DEFICIENT APPS	APPLICATIONS RECEIVED	LICENSES ISSUED	LICENSES DENIED¹	APPLICATIONS ABANDONED	PROCESSING TIME APPROVED COMPLETE APPS²	PROCESSING TIME APPROVED DEFICIENT APPS	APPLICATIONS RECEIVED	LICENSES ISSUED	LICENSES DENIED¹	APPLICATIONS ABANDONED	LICENSES SUSPENDED/ REVOKED	PROCESSING TIME APPROVED COMPLETE APPS	PROCESSING TIME APPROVED DEFICIENT APPS	APPLICATIONS RECEIVED	APPLICATIONS APPROVED³
SPEECH-LANGUAGE PATHOLOGY AND AUDIOLOGY AND HEARING AID DISPENSERS BOARD⁴	AUDIOLOGIST	2	2	0	0	-	25	2	2	0	0	9	28	0	0	0	0	0	-	-	0	0
	"DISPENSING AUDIOLOGIST LICENSE"	1	1	0	0	13	-	0	0	0	0	-	-	0	0	0	0	0	-	-	0	0
	HEARING AID DISPENSER TRAINEE	0	0	0	0	-	-	0	0	0	0	-	-	0	0	0	0	0	-	-	0	0
	HEARING AID DISPENSER TEMPORARY	0	0	0	0	-	-	0	0	0	0	-	-	0	0	0	0	0	-	-	0	0
	REQUIRED PROFESSIONAL EXPERIENCE	5	5	0	0	11	69	0	0	0	0	-	-	0	0	0	0	0	-	-	0	0
	SPEECH-LANGUAGE PATHOLOGIST	11	11	0	0	12	64	4	4	0	0	13	64	5	5	0	0	0	6	49	0	0
	"SPEECH-LANGUAGE PATHOLOGY AND AUDIOLOGY AIDE "	0	0	0	0	-	-	1	0	0	0	-	-	0	0	0	0	0	-	-	0	0
	SPEECH-LANGUAGE PATHOLOGIST TEMPORARY	3	2	0	1	-	56	0	0	0	0	-	-	0	0	0	0	0	-	-	0	0
	SPEECH-LANGUAGE PATHOLOGY ASSISTANT	3	0	0	0	12	30	1	1	0	0	-	151	1	1	0	0	0	-	56	0	0
	TEMPORARY SPEECH PATHOLOGIST	0	0	0	0	-	-	0	0	0	0	-	-	0	0	0	0	0	-	-	0	0
STRUCTURAL PEST CONTROL BOARD	APPLICATOR	0	0	0	0	-	-	0	0	0	0	-	-	0	0	0	0	0	-	-	0	0
	FIELD REPRESENTATIVE	0	0	0	0	-	-	0	0	0	0	-	-	0	0	0	0	0	-	-	0	0
	OPERATOR	0	0	0	0	-	-	0	0	0	0	-	-	0	0	0	0	0	-	-	0	0
VETERINARY MEDICAL BOARD⁵	REGISTERED VETERINARY TECHNICIAN	2	2	0	1	3	144	3	3	0	1	4	19	4	1	0	0	0	1	-	0	0
	UNIVERSITY VETERINARIAN	1	0	0	0	-	-	1	0	0	0	-	-	0	0	0	0	0	-	-	0	0
	VETERINARY ASSISTANT CONTROLLED SUBSTANCES PERMIT	6	4	0	0	4	43	7	7	0	1	6	68	0	0	0	0	0	-	-	0	0
	VETERINARIAN	6	5	0	0	-	58	7	5	0	0	-	92	1	1	0	0	0	1	-	1	0
	VETERINARIAN PREMISES	0	0	0	0	-	-	0	0	0	0	-	-	0	0	0	0	0	-	-	0	0
BOARD OF VOCATIONAL NURSING AND PSYCHIATRIC TECHNICIANS⁴	PSYCHIATRIC TECHNICIAN	0	0	0	0	-	-	4	2	0	2	2	-	0	0	0	0	0	-	-	0	0
	VOCATIONAL NURSE	70	35	0	14	4	70	335	160	0	70	4	107	0	0	0	0	0	-	-	22	22

¹ Licenses denied do not include applications that are abandoned. An application is abandoned when the applicant is notified of a deficiency and that deficiency is not resolved in the given time period set by statute or regulation, which leads to abandonment and closure of the application.

² Complete applications are those without any deficiencies, such as missing documents necessary for licensure.

³ Waivers approved may not match renewal requests received as some requests are not approved in the same fiscal year, documentation of military orders may not have been received and the request is pending, or the licensee may have withdrawn the request. Renewal waivers are never denied if orders are provided with the renewal request.

SECTION 139

The following data is provided in compliance with Business and Professions Code section 139. Section 139 requires that every licensure examination under DCA be based on a valid occupational analysis (OA). It also requires that every licensure examination be periodically evaluated for validity, reliability, fairness, and legal defensibility. To ensure that these requirements are met, section 139(c) requires all boards, bureaus, and committees under DCA to report the following information:

(A) The legislative and regulatory authority for the prerequisites to take the examination, and how often these prerequisites are assessed.

- (B) The year of the most recent OA of the licensed profession, and the year of the OA on which the current examination is based.
- (C) The method for setting the passing score for the examination.
- (D) Whether examination items (questions) are periodically analyzed.
- (E) Direct costs in the previous fiscal year for OAs, examination development, examination administration, and licensure examination program evaluation.

SECTION 139														
EXAMINATION PROGRAM			PREREQUISITES ¹ FOR ADMITTANCE TO THE EXAMINATION			EXAMINATION VALIDATION ² OA = OCCUPATIONAL ANALYSIS				COSTS (IN THOUSANDS) ³ ED = EXAMINATION DEVELOPMENT EA = EXAMINATION ADMINISTRATION PE = PROGRAM EVALUATION PO = PER OCCURRENCE PY = PER YEAR				
BOARD BUREAU COMMITTEE	LICENSE TYPE	EXAMINATION TITLE	MANDATING CODE(S)		ASSESSMENT METHOD AND FREQUENCY	YEAR OF MOST RECENT OA		OA YEAR CURRENT EXAMINATION IS BASED ⁴	PASSING SCORE METHOD	PERIODIC ITEM ANALYSIS	OA (PO)	ED (PY)	EA (PY)	PE (PO)
			B&P	CCR		NATIONAL	CALIFORNIA							
ACCOUNTANCY, CALIFORNIA BOARD OF	CERTIFIED PUBLIC ACCOUNTANT	UNIFORM CPA EXAMINATION	5082 5082.1	6	CONTINUOUS INTERNAL REVIEW	2022	2023	2022	CRITERION- REFERENCED	X	\$0	\$694	\$0	\$0
		PROFESSIONAL ETHICS FOR CERTIFIED PUBLIC ACCOUNTANTS— SUPPLEMENTAL EXAMINATION	5018 5082 5082.1	10			2023	2020	SPECIFIED IN REGULATION		\$0	\$0	\$0	\$0
ACUPUNCTURE BOARD	ACUPUNCTURE	CALIFORNIA ACUPUNCTURE LICENSING EXAMINATION	4938 4939 4941	1399.415 1399.416 1399.425 1399.434	INTERNAL REVIEW AS NEEDED		2021	2021	MODIFIED ANGOFF/IRT EQUATING ⁶	X	\$0	\$168	\$30	\$0
ARCHITECTS BOARD, CALIFORNIA	ARCHITECT	ARCHITECT REGISTRATION EXAMINATION	5550 5552	116	INTERNAL REVIEW AS NEEDED	2022		2012	MODIFIED ANGOFF	X	\$0	\$3	\$124	\$0
						2020	2020	MODIFIED ANGOFF/IRT EQUATING	X	\$0	\$103	\$161	\$0	

¹ Prerequisites for admittance to the examination are mandated by Business and Professions Code (BPC) and/or California Code of Regulations (CCR) and assessed using a number of methods, including national standards and regulatory review. CCR codes are title 16 unless otherwise indicated.

² Methods used to establish passing scores vary across examination administrations and are based on minimum competence criteria necessary for licensure.

³ Included are costs for personnel required to perform these functions.

⁴ The date in the "OA Year Current Exam is Based" column may be earlier than the date in the "Year of Most Recent OA" column. The current examination may be based on the OA preceding the most recent OA. It takes a significant amount of time to update an examination after a new OA is completed.

⁵ The Modified Angoff method is a criterion-referenced method for setting the passing score of an examination. Licensed practitioners establish a minimally acceptable level of competence for safe practice that candidates must possess to pass the examination. By applying a criterion-referenced methodology, a passing score is set lower for an examination containing many difficult items (questions) and set higher for an examination containing a small number of difficult items. The Modified Angoff method is the most common method used for licensure examinations.

⁶ IRT stands for Item Response Theory, a statistical method for estimating the difficulty of examination items (questions) and of examinations. For licensure examination programs that meet certain parameters, IRT can be used to set the passing score for the examination after a Modified Angoff method has been used to set the criterion.

SECTION 139														
EXAMINATION PROGRAM			PREREQUISITES ¹ FOR ADMITTANCE TO THE EXAMINATION			EXAMINATION VALIDATION ² OA = OCCUPATIONAL ANALYSIS				COSTS (IN THOUSANDS) ³ ED = EXAMINATION DEVELOPMENT EA = EXAMINATION ADMINISTRATION PE = PROGRAM EVALUATION PO = PER OCCURRENCE PY = PER YEAR				
BOARD BUREAU COMMITTEE	LICENSE TYPE	EXAMINATION TITLE	MANDATING CODE(S)		ASSESSMENT METHOD AND FREQUENCY	YEAR OF MOST RECENT OA		OA YEAR CURRENT EXAMINATION IS BASED ⁴	PASSING SCORE METHOD	PERIODIC ITEM ANALYSIS	OA (PO)	ED (PY)	EA (PY)	PE (PO)
			B&P	CCR		NATIONAL	CALIFORNIA							
LANDSCAPE ARCHITECTS TECHNICAL COMMITTEE	LANDSCAPE ARCHITECT	LANDSCAPE ARCHITECT REGISTRATION EXAMINATION	5650 5651	2610 2615 2620 2621	INTERNAL REVIEW AS NEEDED	2022		2016	MODIFIED ANGOFF	X	\$0	\$0	\$25	\$9
	CALIFORNIA LANDSCAPE ARCHITECT	SUPPLEMENTAL EXAMINATION				2020	2020	\$0			\$58	\$19	\$9	
AUTOMOTIVE REPAIR, BUREAU OF	SMOG CHECK	SMOG CHECK INSPECTOR EXAMINATION	(HSC) 44014 44031.5	3340.28 3340.29	INTERNAL REVIEW EVERY 5 YEARS		2022	2022	MODIFIED ANGOFF	X	\$0	\$0	\$106	\$10
		SMOG CHECK REPAIR TECHNICIAN EXAMINATION				2021	2021	\$0			\$19	\$35	\$18	
	BRAKE ADJUSTER (A, B, C)	BRAKE ADJUSTER EXAMINATION	9887.2	3310			2018	2018			\$0	\$0	\$27	\$8
	LAMP ADJUSTER	LAMP ADJUSTER EXAMINATION					2018	2018			\$0	\$0	\$21	\$6
	VEHICLE SAFETY SYSTEMS	VEHICLE SAFETY SYSTEMS TECHNICIAN EXAMINATION	9888.5	3311.1			2023	2023			\$0	\$11	\$2	\$12
BARBERING AND COSMETOLOGY, BOARD OF	BARBER	BARBER EXAMINATION	7321.5	909 910 924 926	EXTERNAL REVIEW AS NEEDED	2020	2019	2020	MODIFIED ANGOFF (FIRST FORM AFTER OA)/ IRT EQUATING (SUBSEQUENT FORMS)	X	\$0	\$907.86	\$1,369.32	\$0
	COSMETOLOGIST	COSMETOLOGIST EXAMINATION	7321			2020	2017	2020			\$0			
	ELECTROLOGIST	ELECTROLOGIST EXAMINATION	7330			2021	2020	2021			\$0			
	ESTHETICIAN	ESTHETICIAN EXAMINATION	7324	909 910		2020	2021	2020			\$0			
	MANICURIST	MANICURIST EXAMINATION	7326			2020	2021	2020			\$0			
	HAIRSTYLIST	HAIRSTYLIST EXAMINATION	7322				2022	2022			\$11.52			
BEHAVIORAL SCIENCES, BOARD OF	LICENSED CLINICAL SOCIAL WORKER	CALIFORNIA LICENSED CLINICAL SOCIAL WORKER LAW AND ETHICS EXAMINATION	4992.05 (a)(1)	1877.1 (a)(1)	ANNUAL INTERNAL / EXTERNAL REVIEW		2023	2023	MODIFIED ANGOFF	X	\$0	\$60.2	\$200.9	\$0
		ASSOCIATION OF SOCIAL WORK BOARDS CLINICAL EXAMINATION	4992.05 (a)(2)	1877.1 (a)(2)		2022	2021	2022			EXAMINATION ADMINISTERED BY OUTSIDE AGENCY WITH NO EXPENSE TO THE STATE.			
	LICENSED EDUCATIONAL PSYCHOLOGIST	CALIFORNIA LICENSED EDUCATIONAL PSYCHOLOGIST EXAMINATION	4989.20 (a)(7)				2022	2022			\$0	\$80.3	\$13	\$0
	LICENSED PROFESSIONAL CLINICAL COUNSELOR	CALIFORNIA LICENSED PROFESSIONAL CLINICAL COUNSELOR LAW AND ETHICS EXAMINATION	4999.53 (a)(1)	1822.50 (a)(1)			2023	2023				\$59.2	\$71.6	
		NATIONAL BOARD OF CERTIFIED COUNSELORS NATIONAL CLINICAL MENTAL HEALTH COUNSELOR EXAMINATION	4999.53 (a)(2)	1822.50 (a)(2)		2019	2018	2019			EXAMINATION ADMINISTERED BY OUTSIDE AGENCY WITH NO EXPENSE TO THE STATE.			
	LICENSED MARRIAGE AND FAMILY THERAPIST (LMFT)	CALIFORNIA LICENSED MARRIAGE AND FAMILY THERAPIST LAW AND ETHICS EXAMINATION	4980.397 (a)(1)	1829.1 (a)(1)			2023	2023			\$0	\$53.9	\$169.1	\$0
		CALIFORNIA LICENSED MARRIAGE AND FAMILY THERAPIST CLINICAL EXAMINATION	4980.397 (a)(2)	1829.1 (a)(2)			2020	2020				\$77.8	\$230.7	

¹ Prerequisites for admittance to the examination are mandated by Business and Professions Code (BPC) and/or California Code of Regulations (CCR) and assessed using a number of methods, including national standards and regulatory review. CCR codes are title 16 unless otherwise indicated.

² Methods used to establish passing scores vary across examination administrations and are based on minimum competence criteria necessary for licensure.

³ Included are costs for personnel required to perform these functions.

⁴ The date in the "OA Year Current Exam is Based" column may be earlier than the date in the "Year of Most Recent OA" column. The current examination may be based on the OA preceding the most recent OA. It takes a significant amount of time to update an examination after a new OA is completed.

SECTION 139

EXAMINATION PROGRAM			PREREQUISITES ¹ FOR ADMITTANCE TO THE EXAMINATION		EXAMINATION VALIDATION ² OA = OCCUPATIONAL ANALYSIS					COSTS (IN THOUSANDS) ³ ED = EXAMINATION DEVELOPMENT EA = EXAMINATION ADMINISTRATION PE = PROGRAM EVALUATION PO = PER OCCURRENCE PY = PER YEAR				
BOARD BUREAU COMMITTEE	LICENSE TYPE	EXAMINATION TITLE	MANDATING CODE(S)		ASSESSMENT METHOD AND FREQUENCY	YEAR OF MOST RECENT OA		OA YEAR CURRENT EXAMINATION IS BASED ⁴	PASSING SCORE METHOD	PERIODIC ITEM ANALYSIS	OA (PO)	ED (PY)	EA (PY)	PE (PO)
			B&P	CCR		NATIONAL	CALIFORNIA							
CEMETERY AND FUNERAL BUREAU	CEMETERY BROKER	CEMETERY BROKER EXAMINATION	7651 7651.1 7651.2		ANNUAL INTERNAL REVIEW		2020	2020	MODIFIED ANGOFF	X	\$0	\$0	\$0.45	\$0
	CEMETERY MANAGER	CEMETERY MANAGER EXAMINATION	7653.7	2326.1 (a)(1)			2019	2019			\$0	\$0	\$1.2	
	CREMATORY MANAGER	CREMATORY MANAGER EXAMINATION	7712.1	2326.1(b)			2018	2018			\$22	\$26	\$1.4	
	EMBALMER	NATIONAL BOARD EXAMINATION, SCIENCES SECTION, INTERNATIONAL CONFERENCE OF FUNERAL SERVICE EXAMINING BOARDS	7642 7643 7646	1235		2022	2021	2022	CRITERION- REFERENCED		\$0	\$0	\$0	\$25.7
		CALIFORNIA EMBALMER LAW AND ETHICS EXAMINATION					2021	2021	MODIFIED ANGOFF		\$0	\$0	\$1.5	
	FUNERAL DIRECTOR	FUNERAL DIRECTOR EXAMINATION	7618 7619				2023	2023			\$0	\$0	\$7.2	\$0
CHIROPRACTIC EXAMINERS, BOARD OF	DOCTOR OF CHIROPRACTIC	CHIROPRACTIC EXAMINERS EXAMINATION Parts I, II, III, IV, and PHT	SECTION 6, CHIRO- PRACTIC INITIATIVE ACT	349	INTERNAL REVIEW AS NEEDED	2020	2017	2020	MODIFIED ANGOFF	X	EXAMINATIONS ADMINISTERED BY OUTSIDE AGENCY WITH NO EXPENSE TO THE STATE.			
		CALIFORNIA CHIROPRACTIC LAW EXAMINATION			INTERNAL REVIEW EVERY 5 YEARS		2017	2017			\$31.6	\$15.7	\$0	\$0
	CONTRACTORS STATE LICENSE BOARD	A	GENERAL ENGINEERING EXAMINATION	7056- 7058	825 826	INTERNAL REVIEW AS NEEDED		2024	2019		MODIFIED ANGOFF	X	\$21.26	\$42.51
B		GENERAL BUILDING EXAMINATION					2024	2019	\$21.26	\$53.14			\$90.84	
B-2		RESIDENTIAL REMODELING EXAMINATION					2021	2021	\$0	\$0			\$45.42	
C-2		INSULATION AND ACOUSTICAL EXAMINATION					2021	2021	\$0	\$0			\$45.42	
C-4		BOILER, HOT-WATER HEATING, AND STEAM FITTING EXAMINATION					2021	2021	\$0	\$21.26			\$45.42	
C-5		FRAMING AND ROUGH CARPENTRY EXAMINATION					2024	2019	\$21.26	\$31.88			\$45.42	
C-6		CABINET, MILLWORK, AND FINISH CARPENTRY EXAMINATION					2020	2020	\$0	\$0			\$45.42	
C-7		LOW VOLTAGE SYSTEMS EXAMINATION					2024	2024	\$0	\$0			\$45.42	
C-8		CONCRETE EXAMINATION					2020	2020	\$0	\$10.63			\$90.84	
C-9		DRYWALL EXAMINATION					2020	2020	\$0	\$0			\$90.84	
C-10		ELECTRICAL EXAMINATION					2024	2024	\$10.63	\$85.02			\$45.42	
C-11		ELEVATOR EXAMINATION					2023	2019	\$21.26	\$85.02			\$45.42	

¹ Prerequisites for admittance to the examination are mandated by Business and Professions Code (BPC) and/or California Code of Regulations (CCR) and assessed using a number of methods, including national standards and regulatory review. CCR codes are title 16 unless otherwise indicated.

² Methods used to establish passing scores vary across examination administrations and are based on minimum competence criteria necessary for licensure.

³ Included are costs for personnel required to perform these functions.

⁴ The date in the "OA Year Current Exam is Based" column may be earlier than the date in the "Year of Most Recent OA" column. The current examination may be based on the OA preceding the most recent OA. It takes a significant amount of time to update an examination after a new OA is completed.

SECTION 139														
EXAMINATION PROGRAM			PREREQUISITES ¹ FOR ADMITTANCE TO THE EXAMINATION			EXAMINATION VALIDATION ² OA = OCCUPATIONAL ANALYSIS				COSTS (IN THOUSANDS) ³ ED = EXAMINATION DEVELOPMENT EA = EXAMINATION ADMINISTRATION PE = PROGRAM EVALUATION PO = PER OCCURRENCE PY = PER YEAR				
BOARD BUREAU COMMITTEE	LICENSE TYPE	EXAMINATION TITLE	MANDATING CODE(S)		ASSESSMENT METHOD AND FREQUENCY	YEAR OF MOST RECENT OA		OA YEAR CURRENT EXAMINATION IS BASED ⁴	PASSING SCORE METHOD	PERIODIC ITEM ANALYSIS	OA (PO)	ED (PY)	EA (PY)	PE (PO)
			B&P	CCR		NATIONAL	CALIFORNIA							
CONTRACTORS STATE LICENSE BOARD (continued)	C-12	EARTHWORK AND PAVING EXAMINATION	7056- 7058	825 826	INTERNAL REVIEW AS NEEDED		2022	2022	MODIFIED ANGOFF	X	\$0	\$0	\$45.42	\$0
	C-13	FENCING EXAMINATION					2023	2023			\$0	\$0	\$45.42	
	C-15	FLOORING AND FLOOR COVERING EXAMINATION					2020	2020			\$0	\$0	\$90.84	
	C-16	FIRE PROTECTION EXAMINATION					2021	2021			\$0	\$0	\$45.42	
	C-17	GLAZING EXAMINATION					2021	2021			\$0	\$0	\$45.42	
	C-20	WARM AIR HEATING, VENTILATING, AND AIR CONDITIONING EXAMINATION					2020	2020			\$0	\$0	\$45.42	
	C-21	BUILDING MOVING AND DEMOLITION EXAMINATION					2023	2023			\$21.26	\$53.14	\$45.42	
	C-22	ASBESTOS ABATEMENT EXAMINATION					2024	2018			\$21.26	\$21.26	\$45.42	
	C-23	ORNAMENTAL METAL EXAMINATION					2019	2019			\$10.63	\$10.63	\$45.42	
	C-27	LANDSCAPING EXAMINATION					2020	2020			\$0	\$0	\$90.84	
	C-28	LOCK AND SECURITY EQUIPMENT EXAMINATION					2024	2019			\$21.26	\$53.14	\$45.42	
	C-29	MASONRY EXAMINATION					2020	2020			\$0	\$0	\$45.42	
	C-31	CONSTRUCTION ZONE TRAFFIC CONTROL EXAMINATION					2021	2021			\$0	\$21.26	\$45.42	
	C-32	PARKING AND HIGHWAY IMPROVEMENT EXAMINATION					2020	2020			\$0	\$0	\$45.42	
	C-33	PAINTING AND DECORATING EXAMINATION					2021	2021			\$0	\$0	\$90.84	
	C-34	PIPELINE EXAMINATION					2023	2023			\$0	\$10.63	\$45.42	
	C-35	LATHING AND PLASTERING EXAMINATION					2019	2019			\$10.63	\$10.63	\$45.42	
	C-36	PLUMBING EXAMINATION					2024	2019			\$21.26	\$42.51	\$90.84	
	C-38	REFRIGERATION EXAMINATION					2023	2023			\$0	\$53.14	\$45.42	
	C-39	ROOFING EXAMINATION					2021	2021			\$0	\$0	\$90.84	
	C-42	SANITATION SYSTEM EXAMINATION					2022	2022			\$0	\$0	\$45.42	
	C-43	SHEET METAL EXAMINATION					2020	2020			\$0	\$0	\$45.42	
	C-45	SIGN EXAMINATION					2023	2023			\$10.63	\$53.14	\$45.42	
	C-46	SOLAR EXAMINATION					2022	2022			\$0	\$0	\$45.42	
	C-47	GENERAL MANUFACTURED HOUSING EXAMINATION					2023	2018			\$0	\$31.88	\$45.42	
	C-49	TREE AND PALM EXAMINATION					2021	2021			\$0	\$0	\$45.42	

¹ Prerequisites for admittance to the examination are mandated by Business and Professions Code (BPC) and/or California Code of Regulations (CCR) and assessed using a number of methods, including national standards and regulatory review. CCR codes are title 16 unless otherwise indicated.

² Methods used to establish passing scores vary across examination administrations and are based on minimum competence criteria necessary for licensure.

³ Included are costs for personnel required to perform these functions.

⁴ The date in the "OA Year Current Exam is Based" column may be earlier than the date in the "Year of Most Recent OA" column. The current examination may be based on the OA preceding the most recent OA. It takes a significant amount of time to update an examination after a new OA is completed.

SECTION 139

EXAMINATION PROGRAM			PREREQUISITES ¹ FOR ADMITTANCE TO THE EXAMINATION			EXAMINATION VALIDATION ² OA = OCCUPATIONAL ANALYSIS				COSTS (IN THOUSANDS) ³ ED = EXAMINATION DEVELOPMENT EA = EXAMINATION ADMINISTRATION PE = PROGRAM EVALUATION PO = PER OCCURRENCE PY = PER YEAR				
BOARD BUREAU COMMITTEE	LICENSE TYPE	EXAMINATION TITLE	MANDATING CODE(S)		ASSESSMENT METHOD AND FREQUENCY	YEAR OF MOST RECENT OA		OA YEAR CURRENT EXAMINATION IS BASED ⁴	PASSING SCORE METHOD	PERIODIC ITEM ANALYSIS	OA (PO)	ED (PY)	EA (PY)	PE (PO)
			B&P	CCR		NATIONAL	CALIFORNIA							
CONTRACTORS STATE LICENSE BOARD (continued)	C-50	REINFORCING STEEL EXAMINATION	7056- 7058	825 826	INTERNAL REVIEW AS NEEDED		2024	2018	MODIFIED ANGOFF	X	\$21.26	\$53.14	\$45.42	\$0
	C-51	STRUCTURAL STEEL EXAMINATION					2024	2019			\$21.26	\$21.26	\$45.42	
	C-53	SWIMMING POOL EXAMINATION					2021	2021			\$0	\$0	\$45.42	
	C-54	CERAMIC AND MOSAIC TILE EXAMINATION					2021	2021			\$0	\$0	\$90.84	
	C-55	WATER CONDITIONING EXAMINATION					2023	2023			\$10.63	\$53.14	\$45.42	
	C-57	WELL DRILLING EXAMINATION					2022	2022			\$0	\$10.63	\$45.42	
	C-60	WELDING EXAMINATION					2023	2023			\$10.63	\$53.14	\$45.42	
	ASB	ASBESTOS CERTIFICATION EXAMINATION					2020	2020			\$0	\$0	\$45.42	
	HAZ	HAZARDOUS SUBSTANCE REMOVAL CERTIFICATION EXAMINATION					2022	2022			\$0	\$0	\$45.42	
	LAW	LAW AND BUSINESS EXAMINATION					2020	2020			\$0	\$21.26	\$90.84	
COURT REPORTERS BOARD OF CALIFORNIA	CERTIFIED SHORTHAND REPORTER	PRACTICAL EXAMINATION	8020	2418	INTERNAL/ EXTERNAL REVIEW		2023	2023	SPECIFIED BY STATUTE	N/A	\$0	\$98	\$61	\$3
		ENGLISH EXAMINATION							MODIFIED ANGOFF	X				
		PROFESSIONAL PRACTICE EXAMINATION												
DENTAL BOARD OF CALIFORNIA	DENTIST	PORTFOLIO EXAMINATION	1632 (c)(1)	1028(a) 1032 1032.3	INTERNAL/ EXTERNAL REVIEW AS NEEDED		2024	2013	CRITERION- REFERENCED	X	\$0	\$0	\$0	\$0
		WREB EXAMINATION	1632 (c)(2)(A)	1028(a)		2019	2024	2019			\$0	\$0	\$0	\$0
		ADEX EXAMINATION	1632 (c)(2)(B)			2018	2024	2018			\$0	\$0	\$0	\$0
		INBDE EXAMINATION	1632(a)			2021	2024	2021			\$0	\$0	\$0	\$0
		CALIFORNIA LAW AND ETHICS EXAMINATION	1632(b)	1028.5			2024	2018	SPECIFIED IN REGULATION		\$85	\$91	\$0.07	\$0
	REGISTERED DENTAL ASSISTANT	GENERAL AND LAW AND ETHICS WRITTEN EXAMINATION	1752.1	1076 1077			2023	2023			\$0	\$91	\$0.1	\$0
	REGISTERED DENTAL ASSISTANT IN EXTENDED FUNCTIONS	REGISTERED DENTAL ASSISTANT IN EXTENDED FUNCTIONS WRITTEN EXAMINATION	1753	1076 1077.1			2021	2021			\$0	\$28	\$0	\$0
	ORTHODONTIC ASSISTANT	ORTHODONTIC ASSISTANT WRITTEN EXAMINATION	1750.2				2021	2021			\$0	\$40	\$0	\$0
		DENTAL SEDATION ASSISTANT	DENTAL SEDATION ASSISTANT WRITTEN EXAMINATION	1750.4				2010	2010		\$0	\$0	\$0	\$0

¹ Prerequisites for admittance to the examination are mandated by Business and Professions Code (BPC) and/or California Code of Regulations (CCR) and assessed using a number of methods, including national standards and regulatory review. CCR codes are title 16 unless otherwise indicated.

² Methods used to establish passing scores vary across examination administrations and are based on minimum competence criteria necessary for licensure.

³ Included are costs for personnel required to perform these functions.

⁴ The date in the "OA Year Current Exam is Based" column may be earlier than the date in the "Year of Most Recent OA" column. The current examination may be based on the OA preceding the most recent OA. It takes a significant amount of time to update an examination after a new OA is completed.

SECTION 139

EXAMINATION PROGRAM			PREREQUISITES ¹ FOR ADMITTANCE TO THE EXAMINATION		EXAMINATION VALIDATION ² OA = OCCUPATIONAL ANALYSIS					COSTS (IN THOUSANDS) ³ ED = EXAMINATION DEVELOPMENT EA = EXAMINATION ADMINISTRATION PE = PROGRAM EVALUATION PO = PER OCCURRENCE PY = PER YEAR				
BOARD BUREAU COMMITTEE	LICENSE TYPE	EXAMINATION TITLE	MANDATING CODE(S)		ASSESSMENT METHOD AND FREQUENCY	YEAR OF MOST RECENT OA		OA YEAR CURRENT EXAMINATION IS BASED ⁴	PASSING SCORE METHOD	PERIODIC ITEM ANALYSIS	OA (PO)	ED (PY)	EA (PY)	PE (PO)
			B&P	CCR		NATIONAL	CALIFORNIA							
DENTAL HYGIENE BOARD OF CALIFORNIA	REGISTERED DENTAL HYGIENIST	NATIONAL DENTAL HYGIENE BOARD EXAMINATION	1917	1082	EXTERNAL REVIEW EVERY 5 YEARS	2019	2019	2019	CRITERION- REFERENCED	X	EXAMINATIONS ADMINISTERED BY OUTSIDE AGENCIES WITH NO EXPENSE TO THE STATE.			
		WESTERN REGIONAL EXAMINATION BOARD EXAMINATION		1124 1126										
		CENTRAL REGIONAL DENTAL TESTING SERVICES EXAMINATION												
		CDCA/ADEX Manikin-based only												
		CALIFORNIA LAW AND ETHICS EXAMINATION												
	REGISTERED DENTAL HYGIENIST IN ALTERNATIVE PRACTICE	CALIFORNIA LAW AND ETHICS EXAMINATION	1922	\$0	\$12	\$0	\$0							
MEDICAL BOARD OF CALIFORNIA	PHYSICIAN AND SURGEON	UNITED STATES MEDICAL LICENSING EXAMINATION	2170	EXTERNAL REVIEW AS NEEDED	2020	2020	MODIFIED ANGOFF WITH RASCH MODEL EQUATING	X	EXAMINATIONS ADMINISTERED BY OUTSIDE AGENCIES WITH NO EXPENSE TO THE STATE.					
	LICENSED MIDWIFE	NORTH AMERICAN REGISTRY OF MIDWIVES EXAMINATION	2512.5 2513		2016		2016						MODIFIED ANGOFF	
	POLYSOMNOGRAPHIC TECHNICIAN	CERTIFIED POLYSOMNOGRAPHIC TECHNICIAN EXAMINATION	3575		2022		2022						MODIFIED BOOKMARK METHOD	
	POLYSOMNOGRAPHIC TECHNOLOGIST	REGISTERED POLYSOMNOGRAPHIC TECHNOLOGIST EXAMINATION												
NATUROPATHIC MEDICINE, CALIFORNIA BOARD OF	NATUROPATHIC DOCTOR	NATUROPATHIC PHYSICIANS LICENSING EXAMINATIONS I AND II	3630	4220	OA; EXTERNAL REVIEW EVERY 5 YEARS	2021	2021	MODIFIED ANGOFF	X	EXAMINATIONS ADMINISTERED BY OUTSIDE AGENCY WITH NO EXPENSE TO THE STATE.				
OCCUPATIONAL THERAPY, CALIFORNIA BOARD OF	OCCUPATIONAL THERAPIST	REGISTERED OCCUPATIONAL THERAPIST EXAMINATION	2570.6	OA; EXTERNAL REVIEW	2022	2022	MODIFIED ANGOFF	X	EXAMINATIONS ADMINISTERED BY OUTSIDE AGENCIES WITH NO EXPENSE TO THE STATE.					
	OCCUPATIONAL THERAPY ASSISTANT	CERTIFIED OCCUPATIONAL THERAPY ASSISTANT EXAMINATION												

¹ Prerequisites for admittance to the examination are mandated by Business and Professions Code (BPC) and/or California Code of Regulations (CCR) and assessed using a number of methods, including national standards and regulatory review. CCR codes are title 16 unless otherwise indicated.

² Methods used to establish passing scores vary across examination administrations and are based on minimum competence criteria necessary for licensure.

³ Included are costs for personnel required to perform these functions.

⁴ The date in the "OA Year Current Exam is Based" column may be earlier than the date in the "Year of Most Recent OA" column. The current examination may be based on the OA preceding the most recent OA. It takes a significant amount of time to update an examination after a new OA is completed.

SECTION 139

EXAMINATION PROGRAM			PREREQUISITES ¹ FOR ADMITTANCE TO THE EXAMINATION			EXAMINATION VALIDATION ² OA = OCCUPATIONAL ANALYSIS				COSTS (IN THOUSANDS) ³ ED = EXAMINATION DEVELOPMENT EA = EXAMINATION ADMINISTRATION PE = PROGRAM EVALUATION PO = PER OCCURRENCE PY = PER YEAR				
BOARD BUREAU COMMITTEE	LICENSE TYPE	EXAMINATION TITLE	MANDATING CODE(S)		ASSESSMENT METHOD AND FREQUENCY	YEAR OF MOST RECENT OA		OA YEAR CURRENT EXAMINATION IS BASED ⁴	PASSING SCORE METHOD	PERIODIC ITEM ANALYSIS	OA (PO)	ED (PY)	EA (PY)	PE (PO)
			B&P	CCR		NATIONAL	CALIFORNIA							
OPTOMETRY, CALIFORNIA STATE BOARD OF	OPTOMETRIST	NATIONAL BOARD OF EXAMINERS IN OPTOMETRY EXAMINATION, PARTS I, II, AND III	3041.2 3046	1523	EXTERNAL REVIEW	2023	2019	2023	MODIFIED ANGOFF	X	EXAMINATIONS ADMINISTERED BY OUTSIDE AGENCY WITH NO EXPENSE TO THE STATE.			
		CALIFORNIA LAWS AND REGULATIONS EXAMINATION			INTERNAL REVIEW AS NEEDED		2019	2019			\$0	\$35.9	\$0	\$0
	SPECTACLE LENS DISPENSER	AMERICAN BOARD OF OPTICIANRY— SPECTACLE EXAMINATION	2559.2	EXTERNAL REVIEW	2019	2020	2019	EXAMINATIONS ADMINISTERED BY OUTSIDE AGENCIES WITH NO EXPENSE TO THE STATE.						
	CONTACT LENS DISPENSER	NATIONAL CONTACT LENS EXAMINERS— CONTACT LENS EXAMINATION	2561		2019	2019	2019							
OSTEOPATHIC MEDICAL BOARD OF CALIFORNIA	OSTEOPATHIC PHYSICIAN AND SURGEON	COMLEX-USA LEVEL 1 COMLEX-USA LEVEL 2 (CE) COMLEX-USA LEVEL 2 (PE) COMLEX-USA LEVEL 3	2099.5	1620	EXTERNAL REVIEW EVERY 3–5 YEARS	2016		2016	MODIFIED ANGOFF	X	EXAMINATIONS ADMINISTERED BY OUTSIDE AGENCIES WITH NO EXPENSE TO THE STATE.			
	POSTGRADUATE TRAINING LICENSE	COMLEX-USA LEVEL 1 COMLEX-USA LEVEL 2 (CE) COMLEX-USA LEVEL 2 (PE)	2064.5			2016		2016						
PHARMACY, CALIFORNIA STATE BOARD OF	PHARMACIST	CALIFORNIA PRACTICE AND JURISPRUDENCE EXAMINATION FOR PHARMACISTS	4200 4200.1 4200.2 4200.3 4200.4	1719 1720 1720.1 1721 1723.1 1724	OA—INTERNAL AND EXTERNAL		2019	2019	MODIFIED ANGOFF / EQUATING	X	\$0	\$324	\$265	\$182
		NORTH AMERICAN PHARMACIST LICENSURE EXAMINATION	4209 4400	1725 1728 1749		2021	2019	2021	MODIFIED ANGOFF					
	PHARMACY TECHNICIAN	PHARMACY TECHNICIAN CERTIFICATION EXAMINATION	4202 4400	1749, 1793 1793.2, 1793.5 1793.6, 1793.65 1793.7, 1793.8	OA	2016	2019	2016	ANGOFF					\$93
		EXAMINATION FOR THE CERTIFICATION OF PHARMACY TECHNICIANS				2023	2019	2016	MODIFIED ANGOFF					
PHYSICAL THERAPY BOARD OF CALIFORNIA	PHYSICAL THERAPIST	NATIONAL PHYSICAL THERAPY EXAMINATION	2650 2653	1398.25 1398.26 1398.26.1 1398.26.5 1398.30 1398.32	OA; EVERY 5 YEARS AND AS OTHERWISE DEEMED NECESSARY; ANNUAL DATA COLLECTION	2022		2022	MODIFIED ANGOFF	X	\$0	\$2.5 SHARED WITH PE COSTS	\$10.3	\$2.5 SHARED WITH ED COSTS
		CALIFORNIA LAW EXAMINATION			OA; AS DEEMED NECESSARY DUE TO CHANGES IN LAW OR REGULATION		2012	2012						

¹ Prerequisites for admittance to the examination are mandated by Business and Professions Code (BPC) and/or California Code of Regulations (CCR) and assessed using a number of methods, including national standards and regulatory review. CCR codes are title 16 unless otherwise indicated.

² Methods used to establish passing scores vary across examination administrations and are based on minimum competence criteria necessary for licensure.

³ Included are costs for personnel required to perform these functions.

⁴ The date in the "OA Year Current Exam is Based" column may be earlier than the date in the "Year of Most Recent OA" column. The current examination may be based on the OA preceding the most recent OA. It takes a significant amount of time to update an examination after a new OA is completed.

SECTION 139																
EXAMINATION PROGRAM			PREREQUISITES ¹ FOR ADMITTANCE TO THE EXAMINATION			EXAMINATION VALIDATION ² OA = OCCUPATIONAL ANALYSIS				COSTS (IN THOUSANDS) ³ ED = EXAMINATION DEVELOPMENT EA = EXAMINATION ADMINISTRATION PE = PROGRAM EVALUATION PO = PER OCCURRENCE PY = PER YEAR						
BOARD BUREAU COMMITTEE	LICENSE TYPE	EXAMINATION TITLE	MANDATING CODE(S)		ASSESSMENT METHOD AND FREQUENCY	YEAR OF MOST RECENT OA		OA YEAR CURRENT EXAMINATION IS BASED ⁴	PASSING SCORE METHOD	PERIODIC ITEM ANALYSIS	OA (PO)	ED (PY)	EA (PY)	PE (PO)		
			B&P	CCR		NATIONAL	CALIFORNIA									
PHYSICAL THERAPY BOARD OF CALIFORNIA (continued)	PHYSICAL THERAPIST ASSISTANT	NATIONAL PHYSICAL THERAPY ASSISTANT EXAMINATION	2650 2653	1398.47 1398.50 1398.51	OA; EVERY 5 YEARS AND AS OTHERWISE DEEMED NECESSARY; ANNUAL DATA COLLECTION	2022		2022	MODIFIED ANGOFF	X	\$0	\$2.5 SHARED WITH PE COSTS	\$10.3	\$2.5 SHARED WITH ED COSTS		
		CALIFORNIA LAW EXAMINATION			OA; AS DEEMED NECESSARY DUE TO CHANGES IN LAW OR REGULATION		2012	2012								
	P.T. SPECIALTY CERTIFICATION	KINESIOLOGICAL ELECTROMYO- GRAPHY EXAMINATION	2620.5	1399.63 1399.65	OA		1990	1990							\$0	
		ELECTRONEURO- MYOGRAPHY EXAMINATION		1399.64 1399.65	OA		1994	1994								
PHYSICIAN ASSISTANT BOARD	PHYSICIAN ASSISTANT	PHYSICIAN ASSISTANT NATIONAL CERTIFYING EXAMINATION	3519	1399.507	EXTERNAL PRACTICE ANALYSIS (OA) EVERY 5–7 YEARS	2023		2019	MODIFIED ANGOFF	X	EXAMINATION ADMINISTERED BY OUTSIDE AGENCY WITH NO EXPENSE TO THE STATE.					
PODIATRIC MEDICAL BOARD OF CALIFORNIA	DOCTOR OF PODIATRIC MEDICINE- RESIDENT	NBPME PART I EXAMINATION	2475.1	1399.668	OA; EXTERNAL REVIEW	2021		2021	MODIFIED ANGOFF	X	EXAMINATIONS ADMINISTERED BY OUTSIDE AGENCIES WITH NO EXPENSE TO THE STATE.					
		NBPME PART II EXAMINATION														
	DOCTOR OF PODIATRIC MEDICINE- PERMANENT	NBPME PART I EXAMINATION	2486	1399.660		2021		2021								
		NBPME PART II EXAMINATION														
		NBPME PART III EXAMINATION														
ENGINEERS, LAND SURVEYORS, AND GEOLOGISTS, BOARD FOR PROFESSIONAL	AGRICULTURAL AND BIOLOGICAL ENGINEER	PE AGRICULTURAL AND BIOLOGICAL EXAMINATION	6704 6732 6750-59	404 420-422 424 427.10 438	OA; INTERNAL/ EXTERNAL REVIEW AS NEEDED	2023		2023	MODIFIED ANGOFF	X	\$94 TOTAL COST FOR ALL PROGRAMS	\$2,145 TOTAL COST FOR ALL PROGRAMS	\$11 TOTAL COST FOR ALL PROGRAMS	\$135 TOTAL COST FOR ALL PROGRAMS		
	CHEMICAL ENGINEER	PE CHEMICAL EXAMINATION				2020		2020								
	CIVIL ENGINEER	PE CIVIL BREADTH AND DEPTH EXAMINATION				2022		2024								
	CALIFORNIA CIVIL ENGINEER	SEISMIC PRINCIPLES/ ENGINEERING SURVEYING EXAMINATION	6702 6704 6731 6731.1 6750-59	404 420-422 424 427.10 438			2023	2023								
	CONTROL SYSTEMS ENGINEER	PE CONTROL SYSTEMS EXAMINATION	6704 6732 6750-59	404 420-422 424, 427.10 438		2022		2022								
	ELECTRICAL ENGINEER	PE ELECTRICAL EXAMINATION	6702.1 6704 6750-59	404 420-422 424, 427.10		2020		2020								
	ENGINEER-IN- TRAINING	FUNDAMENTALS OF ENGINEERING EXAMINATION	6704 6750-59	404 420-422 424, 427.10 438		2020		2020								
	FIRE PROTECTION ENGINEER	PE FIRE PROTECTION EXAMINATION	6704 6732 6750-59			2022		2022								

¹ Prerequisites for admittance to the examination are mandated by Business and Professions Code (BPC) and/or California Code of Regulations (CCR) and assessed using a number of methods, including national standards and regulatory review. CCR codes are title 16 unless otherwise indicated.

² Methods used to establish passing scores vary across examination administrations and are based on minimum competence criteria necessary for licensure.

³ Included are costs for personnel required to perform these functions.

⁴ The date in the "OA Year Current Exam is Based" column may be earlier than the date in the "Year of Most Recent OA" column. The current examination may be based on the OA preceding the most recent OA. It takes a significant amount of time to update an examination after a new OA is completed.

SECTION 139

EXAMINATION PROGRAM			PREREQUISITES ¹ FOR ADMITTANCE TO THE EXAMINATION			EXAMINATION VALIDATION ² OA = OCCUPATIONAL ANALYSIS				COSTS (IN THOUSANDS) ³ ED = EXAMINATION DEVELOPMENT EA = EXAMINATION ADMINISTRATION PE = PROGRAM EVALUATION PO = PER OCCURRENCE PY = PER YEAR				
BOARD BUREAU COMMITTEE	LICENSE TYPE	EXAMINATION TITLE	MANDATING CODE(S)		ASSESSMENT METHOD AND FREQUENCY	YEAR OF MOST RECENT OA		OA YEAR CURRENT EXAMINATION IS BASED ⁴	PASSING SCORE METHOD	PERIODIC ITEM ANALYSIS	OA (PO)	ED (PY)	EA (PY)	PE (PO)
			B&P	CCR		NATIONAL	CALIFORNIA							
ENGINEERS, LAND SURVEYORS, AND GEOLOGISTS, BOARD FOR PROFESSIONAL (continued)	GEOTECHNICAL ENGINEER	CALIFORNIA GEOTECHNICAL ENGINEER EXAMINATION	6736.1	404 420-422 424 426.50 426.51 427.20	OA; INTERNAL/ EXTERNAL REVIEW AS NEEDED		2018	2018	MODIFIED ANGOFF	X	\$94 TOTALCOST FOR ALL PROGRAMS	\$2,145 TOTAL COST FOR ALL PROGRAMS	\$11 TOTAL COST FOR ALL PROGRAMS	\$135 TOTAL COST FOR ALL PROGRAMS
	INDUSTRIAL ENGINEER	PE INDUSTRIAL EXAMINATION	6704 6732 6750-59	404 420-422 424 427.10 438		2020		2020						
	LAND SURVEYOR	PRINCIPLES OF SURVEYING EXAMINATION	8741- 8743	404 420-422 424		2019		2019						
	CALIFORNIA LAND SURVEYOR	PROFESSIONAL LAND SURVEYOR EXAMINATION	8708 8741- 8743	427.10 438			2024	2018						
	LAND SURVEYOR-IN- TRAINING	FUNDAMENTALS OF SURVEYING (NATIONAL)	8741- 8743	404 420-422 424 427.10 438	2020		2020							
	MECHANICAL ENGINEER	PE MECHANICAL ENGINEER EXAMINATION	6702.2 6704 6750-59	404 420-422 424 427.10 438	OA; INTERNAL/ EXTERNAL REVIEW AS NEEDED	2020		2020						
	METALLURGICAL ENGINEER	PE METALLURGICAL AND MATERIALS EXAMINATION	6704 6732 6750-59	404 420-422 424		2022		2024						
	NUCLEAR ENGINEER	PE NUCLEAR EXAMINATION		427.10 438		2022		2022						
	PETROLEUM ENGINEER	PE PETROLEUM EXAMINATION				2023		2023						
	STRUCTURAL ENGINEER	LATERAL FORCES VERTICAL FORCES EXAMINATION	6730.2 6736 6763.1	404 420-422		2024		2024						
	CALIFORNIA TRAFFIC ENGINEER	TRAFFIC ENGINEER EXAMINATION	6704 6732 6750-59	404 420-422 424 427.10 438			2024	2017						
	CALIFORNIA PROFESSIONAL GEOLOGISTS	FUNDAMENTALS OF GEOLOGY EXAMINATION	7843	3031		2023		2023						
		PRACTICE OF GEOLOGY EXAMINATION	7841			2023		2023						
		CALIFORNIA SPECIFIC EXAMINATION				2024	2019							
	CALIFORNIA PROFESSIONAL GEOPHYSICIST	PROFESSIONAL GEOPHYSICIST EXAMINATION	7841.1				2019	2019						

¹ Prerequisites for admittance to the examination are mandated by Business and Professions Code (BPC) and/or California Code of Regulations (CCR) and assessed using a number of methods, including national standards and regulatory review. CCR codes are title 16 unless otherwise indicated.

² Methods used to establish passing scores vary across examination administrations and are based on minimum competence criteria necessary for licensure.

³ Included are costs for personnel required to perform these functions.

⁴ The date in the "OA Year Current Exam is Based" column may be earlier than the date in the "Year of Most Recent OA" column. The current examination may be based on the OA preceding the most recent OA. It takes a significant amount of time to update an examination after a new OA is completed.

SECTION 139														
EXAMINATION PROGRAM			PREREQUISITES ¹ FOR ADMITTANCE TO THE EXAMINATION			EXAMINATION VALIDATION ² OA = OCCUPATIONAL ANALYSIS				COSTS (IN THOUSANDS) ³ ED = EXAMINATION DEVELOPMENT EA = EXAMINATION ADMINISTRATION PE = PROGRAM EVALUATION PO = PER OCCURRENCE PY = PER YEAR				
BOARD BUREAU COMMITTEE	LICENSE TYPE	EXAMINATION TITLE	MANDATING CODE(S)		ASSESSMENT METHOD AND FREQUENCY	YEAR OF MOST RECENT OA		OA YEAR CURRENT EXAMINATION IS BASED ⁴	PASSING SCORE METHOD	PERIODIC ITEM ANALYSIS	OA (PO)	ED (PY)	EA (PY)	PE (PO)
			B&P	CCR		NATIONAL	CALIFORNIA							
ENGINEERS, LAND SURVEYORS, AND GEOLOGISTS, BOARD FOR PROFESSIONAL (continued)	CALIFORNIA CERTIFIED ENGINEERING GEOLOGIST	CERTIFIED ENGINEERING GEOLOGIST EXAMINATION	7842	3041			2019	2019	MODIFIED ANGOFF	X	\$94 TOTAL COST FOR ALL PROGRAMS	\$2,145 TOTAL COST FOR ALL PROGRAMS	\$11 TOTAL COST FOR ALL PROGRAMS	\$135 TOTAL COST FOR ALL PROGRAMS
	CALIFORNIA CERTIFIED HYDROGEOLOGIST	CERTIFIED HYDROGEOLOGIST EXAMINATION				2019	2019							
PROFESSIONAL FIDUCIARIES BUREAU	PROFESSIONAL FIDUCIARY	PROFESSIONAL FIDUCIARY EXAMINATION	6539	4500	EXTERNAL REVIEW EVERY 4 YEARS; INTERNAL REVIEW AS NEEDED	2023	2023	2023	MODIFIED ANGOFF	X	EXAMINATION ADMINISTERED BY OUTSIDE AGENCY WITH NO EXPENSE TO THE STATE			
PSYCHOLOGY, CALIFORNIA BOARD OF	PSYCHOLOGIST	EXAMINATION FOR PROFESSIONAL PRACTICE IN PSYCHOLOGY	2914	1388	INTERNAL (APPLICATION, LAWS, AND REGULATIONS) AND EXTERNAL (OA)	2016	2019	2016	MODIFIED ANGOFF	X	EXAMINATION ADMINISTERED BY OUTSIDE AGENCY WITH NO EXPENSE TO THE STATE.			
						2019	2019	\$0			\$95	\$83	\$0	
REAL ESTATE APPRAISERS, BUREAU OF	LICENSED RESIDENTIAL APPRAISER	APPRAISER EXAMINATION	11340	3621 3622 (TITLE 10)	EXTERNAL REVIEW	2021	2021	2021	MODIFIED ANGOFF	X	EXAMINATIONS ADMINISTERED BY OUTSIDE AGENCY WITH NO EXPENSE TO THE STATE.			
	CERTIFIED RESIDENTIAL APPRAISER	CERTIFIED RESIDENTIAL APPRAISER EXAMINATION												
	CERTIFIED GENERAL APPRAISER	CERTIFIED GENERAL APPRAISER EXAMINATION												
REGISTERED NURSING, CALIFORNIA BOARD OF	REGISTERED NURSE	NATIONAL COUNCIL OF STATE BOARDS OF NURSING NCLEX-RN EXAMINATION	144 2736	1412 1426 1431	OA; ONGOING INTERNAL AND EXTERNAL REVIEW	2021		2021	IRT/RASCH LOGIT		\$0	\$0	\$19.7	\$0
RESPIRATORY CARE BOARD OF CALIFORNIA	RESPIRATORY CARE PRACTITIONER	NATIONAL BOARD FOR RESPIRATORY CARE THERAPIST MULTIPLE CHOICE EXAMINATION	3740		OA; ONGOING INTERNAL REVIEW	2022		2017	MODIFIED ANGOFF	X	\$0		\$11	
		CLINICAL SIMULATION EXAMINATION				2022		2017	CRITERION- REFERENCED					
SECURITY AND INVESTIGATIVE SERVICES, BUREAU OF (continued)	ALARM COMPANY OPERATOR	ALARM COMPANY OPERATOR QUALIFIED MANAGER EXAMINATION	7599		OA; INTERNAL REVIEW ONGOING		2023	2023	MODIFIED ANGOFF	X	\$0	\$0	\$3.6	\$0
	PRIVATE INVESTIGATOR	PRIVATE INVESTIGATOR QUALIFIED MANAGER EXAMINATION	7541 7541.1				2022	2022			\$0	\$0	\$10.8	\$0

¹ Prerequisites for admittance to the examination are mandated by Business and Professions Code (BPC) and/or California Code of Regulations (CCR) and assessed using a number of methods, including national standards and regulatory review. CCR codes are title 16 unless otherwise indicated.

² Methods used to establish passing scores vary across examination administrations and are based on minimum competence criteria necessary for licensure.

³ Included are costs for personnel required to perform these functions.

⁴ The date in the "OA Year Current Exam is Based" column may be earlier than the date in the "Year of Most Recent OA" column. The current examination may be based on the OA preceding the most recent OA. It takes a significant amount of time to update an examination after a new OA is completed.

SECTION 139

EXAMINATION PROGRAM			PREREQUISITES ¹ FOR ADMITTANCE TO THE EXAMINATION			EXAMINATION VALIDATION ² OA = OCCUPATIONAL ANALYSIS				COSTS (IN THOUSANDS) ³ ED = EXAMINATION DEVELOPMENT EA = EXAMINATION ADMINISTRATION PE = PROGRAM EVALUATION PO = PER OCCURRENCE PY = PER YEAR				
BOARD BUREAU COMMITTEE	LICENSE TYPE	EXAMINATION TITLE	MANDATING CODE(S)		ASSESSMENT METHOD AND FREQUENCY	YEAR OF MOST RECENT OA		OA YEAR CURRENT EXAMINATION IS BASED ⁴	PASSING SCORE METHOD	PERIODIC ITEM ANALYSIS	OA (PO)	ED (PY)	EA (PY)	PE (PO)
			B&P	CCR		NATIONAL	CALIFORNIA							
SECURITY AND INVESTIGATIVE SERVICES, BUREAU OF (continued)	PRIVATE PATROL OPERATOR	PRIVATE PATROL OPERATOR QUALIFIED MANAGER EXAMINATION	7582.9 7582.10 7583.1		OA; INTERNAL REVIEW ONGOING		2021	2021	MODIFIED ANGOFF	X	\$0	\$30.3	\$37.9	\$0
	REPOSSESSION AGENCY	REPOSSESSION AGENCY QUALIFIED MANAGER EXAMINATION	7504				2017	2017			\$0	\$0	\$6	\$0
SPEECH- LANGUAGE PATHOLOGY AND AUDIOLOGY AND HEARING AID DISPENSERS BOARD	SPEECH-LANGUAGE PATHOLOGIST	THE PRAXIS SERIES EXAMINATION	2532.1 2532.2 2532.25	1399.152.3	OA; INTERNAL/ EXTERNAL REVIEW EVERY 5–7 YEARS	2016	2016	2016	MODIFIED TUCKER- ANGOFF	X	\$31	\$0	\$0	\$0
	AUDIOLOGIST	THE PRAXIS SERIES EXAMINATION				2016	2017	2017			\$0	\$0	\$0	\$0
	HEARING AID DISPENSER	HEARING AID WRITTEN AND HEARING AID PRACTICAL EXAMINATIONS	2538.24 2538.25			1399.120		2020	2020		MODIFIED ANGOFF/IRT EQUATING	\$0	\$22	\$120
STRUCTURAL PEST CONTROL BOARD	APPLICATOR	APPLICATOR EXAMINATION	8564.5	1934	INTERNAL/ EXTERNAL REVIEW EVERY 5 YEARS		2023	2022	SPECIFIED IN STATUTE	X	\$29 FOR ALL PROGRAMS	\$38 FOR ALL PROGRAMS	\$268 FOR ALL PROGRAMS	\$0 FOR ALL PROGRAMS
	FIELD REPRESENTATIVE	BRANCH 1 EXAMINATION	8563				2019	2019						
		BRANCH 2 EXAMINATION	8564				2015	2015						
		BRANCH 3 EXAMINATION	8566				2017	2017						
	OPERATOR	BRANCH 1 EXAMINATION	8561				2019	2019						
		BRANCH 2 EXAMINATION	8562				2017	2017						
		BRANCH 3 EXAMINATION	8565				2017	2017						
VETERINARY MEDICAL BOARD	VETERINARIAN	NORTH AMERICAN VETERINARY LICENSING EXAMINATION	4846.1 4846.2 4848 4848.1	2010 2010.1 2014 2015 2015.1 2015.2 2021 2022 2023 2024 2025	OA; EXTERNAL REVIEW EVERY 7 YEARS	2017	2019	2017	MODIFIED ANGOFF	X	EXAMINATION ADMINISTERED BY OUTSIDE AGENCY WITH NO EXPENSE TO THE STATE.			
		VETERINARY LAW EXAMINATION			INTERNAL LAW REVIEW EVERY 1–2 YEARS		2019	2019			\$0			
	REGISTERED VETERINARY TECHNICIAN	VETERINARY TECHNICIAN NATIONAL EXAMINATION	4839 4841.4 4841.5	2010 2014.1 2015	OA; EXTERNAL REVIEW EVERY 5–7 YEARS	2023	2016	2023			EXAMINATION ADMINISTERED BY OUTSIDE AGENCY WITH NO EXPENSE TO THE STATE.			
VOCATIONAL NURSING AND PSYCHIATRIC TECHNICIANS, BOARD OF	VOCATIONAL NURSE	NATIONAL COUNCIL LICENSURE EXAMINATION FOR PRACTICAL/ VOCATIONAL NURSES	2866 (a-d) 2873 2873.5 2882	2516 2516.5 2530(g) 2532 2533 2534 2534.1	OA; EXTERNAL REVIEW EVERY 3 YEARS	2023		2023	MODIFIED ANGOFF	X	EXAMINATION ADMINISTERED BY OUTSIDE AGENCY WITH NO EXPENSE TO THE STATE.			
	PSYCHIATRIC TECHNICIAN	CALIFORNIA PSYCHIATRIC TECHNICIAN LICENSURE EXAMINATION	4511 (a-d) 4531	2575 2585(g) 2586 2587 2588 2588.1	OA; EXTERNAL REVIEW EVERY 5 TO 7 YEARS		2019	2019	MODIFIED ANGOFF		\$0	\$28	\$27	\$0

¹ Prerequisites for admittance to the examination are mandated by Business and Professions Code (BPC) and/or California Code of Regulations (CCR) and assessed using a number of methods, including national standards and regulatory review. CCR codes are title 16 unless otherwise indicated.

² Methods used to establish passing scores vary across examination administrations and are based on minimum competence criteria necessary for licensure.

³ Included are costs for personnel required to perform these functions.

⁴ The date in the "OA Year Current Exam is Based" column may be earlier than the date in the "Year of Most Recent OA" column. The current examination may be based on the OA preceding the most recent OA. It takes a significant amount of time to update an examination after a new OA is completed.

NET EXPENDITURES

The following information displays prior-year program expenditures by fund, categorized as Personal Services (staff salaries and benefits) and Operating Expenses (contracts, equipment, postage, rent, etc.). This table also details collected reimbursements and distributed costs which offset the overall expenditures assessed against the fund.

NET EXPENDITURES (IN THOUSANDS OF DOLLARS)							
		FROM YEAR-END FISCAL EXPENDITURE REPORT			FROM YEAR-END FISCAL REVENUE REPORT	FROM YEAR-END FISCAL REVENUE REPORT	
1111-BOARDS AND BUREAUS	FUND NUMBER AND NAME	PERSONAL SERVICES	OPERATING EXPENSES	TOTAL GROSS EXPENDITURES	LESS (-) REIMBURSEMENTS	LESS (-) INTERNAL DISTRIBUTED COSTS	TOTAL NET EXPENDITURES
ACCOUNTANCY, BOARD OF	0704 ACCOUNTANCY FUND	11,627	6,099	17,726	-298	0	17,428
ACUPUNCTURE, BOARD OF	0108 ACUPUNCTURE FUND	1,502	2,059	3,561	-58	0	3,503
ARBITRATION CERTIFICATION PROGRAM	0166 CERTIFICATION ACCOUNT	787	319	1,106	0	0	1,106
ARCHITECTS BOARD, CALIFORNIA	0706 CALIFORNIA ARCHITECTS BOARD FUND	2,686	1,751	4,437	-28	-26	4,383
LANDSCAPE ARCHITECTS TECHNICAL COMMITTEE	0757 LANDSCAPE ARCHITECTS FUND	442	496	938	0	0	938
ATHLETIC COMMISSION, CALIFORNIA STATE	0326 STATE ATHLETIC FUND	1,287	670	1,957	0	0	1,957
	0492 STATE ATHLETIC COMM NEURO EXAM ACCOUNT	31	23	54	0	0	54
	9250 BOXERS' PENSION	0	16	16	0	0	16
	TOTAL	1,318	709	2,027	0	0	2,027
AUTOMOTIVE REPAIR, BUREAU OF	0421 VEHICLE INSPECTION AND REPAIR FUND	62,686	59,578	122,264	-701	-71	121,492
	0582 HIGH POLLUTER REPAIR OR REMOVAL ACCOUNT	5,585	17,978	23,563	0	0	23,563
	3122 ENHANCED FLEET MODERNIZATION SUBACCOUNT	619	11,583	12,202	0	0	12,202
	TOTAL	68,890	89,139	158,029	-701	-71	157,257
BARBERING AND COSMETOLOGY, BOARD OF	0069 BARBERING AND COSMETOLOGY FUND	8,189	10,284	18,473	-141	0	18,332
BEHAVIORAL SCIENCES, BOARD OF	0773 BEHAVIORAL SCIENCE EXAMINERS FUND	7,003	5,859	12,862	-258	0	12,604
CEMETERY AND FUNERAL BUREAU	0717 CEMETERY AND FUNERAL FUND	3,764	3,303	7,067	-25	0	7,042

Note: All expenditures based on year-end Fiscal program disbursement report for 2022-23.

NET EXPENDITURES (IN THOUSANDS OF DOLLARS)							
		FROM YEAR-END FISCAL EXPENDITURE REPORT			FROM YEAR-END FISCAL REVENUE REPORT	FROM YEAR-END FISCAL REVENUE REPORT	
1111-BOARDS AND BUREAUS	FUND NUMBER AND NAME	PERSONAL SERVICES	OPERATING EXPENSES	TOTAL GROSS EXPENDITURES	LESS (-) REIMBURSEMENTS	LESS (-) INTERNAL DISTRIBUTED COSTS	TOTAL NET EXPENDITURES
CHIROPRACTIC EXAMINERS, BOARD OF	0152 CHIROPRACTIC EXAMINERS FUND	1,452	2,222	3,674	-105	0	3,569
CONTRACTORS STATE LICENSE BOARD	0735 CONTRACTORS LICENSE FUND	46,938	31,796	78,734	-489	0	78,245
	0093 CONSTRUCTION MANAGEMENT EDUCATION ACCOUNT	0	225	225	0	0	225
	TOTAL	46,938	32,021	78,959	-489	0	78,470
COURT REPORTERS BOARD OF CALIFORNIA	0771 COURT REPORTERS FUND	742	457	1,199	-3	0	1,196
	0410 TRANSCRIPT REIMBURSEMENT FUND	0	117	117	0	0	117
	TOTAL	742	574	1,316	-3	0	1,313
DENTAL BOARD OF CALIFORNIA	0741 STATE DENTISTRY FUND	9,989	7,968	17,957	-757	0	17,200
	3039 DENTALLY UNDERSERVED ACCOUNT	0	0	0	0	0	0
	3142 STATE DENTAL ASSISTANT FUND	0	0	0	0	0	0
	TOTAL	9,989	7,968	17,957	-757	0	17,200
DENTAL HYGIENE BOARD OF CALIFORNIA	3140 STATE DENTAL HYGIENE FUND	1,261	993	2,254	-40	0	2,214
HOUSEHOLD GOODS AND SERVICES, BUREAU OF	0325 ELECTRONIC AND APPLIANCE REPAIR FUND	1,766	1,450	3,216	0	-61	3,155
	0752 BUREAU OF HOME FURNISHINGS AND THERMAL INSULATION FUND	3,330	1,527	4,857	0	0	4,857
	3315 HOUSEHOLD MOVERS FUND	1,454	1,438	2,892	0	0	2,892
	TOTAL	6,550	4,415	10,965	0	-61	10,904
MEDICAL BOARD OF CALIFORNIA	0210 OUTPATIENT SETTING FUND OF THE MEDICAL BOARD OF CALIFORNIA	0	0	0	0	0	0
	0755 LICENSED MIDWIFERY FUND	0	72	72	0	0	72
	0758 CONTINGENT FUND OF THE MEDICAL BOARD OF CALIFORNIA	20,418	54,408	74,826	-6,292	0	68,534
	TOTAL	20,418	54,480	74,898	-6,292	0	68,606
NATUROPATHIC MEDICINE COMMITTEE	3069 NATUROPATHIC DOCTOR'S FUND	366	294	660	0	0	660
OCCUPATIONAL THERAPY, CALIFORNIA BOARD OF	3017 OCCUPATIONAL THERAPY FUND	1,720	1,198	2,918	-43	0	2,875

Note: All expenditures based on year-end Fiscal program disbursement report for 2022-23.

NET EXPENDITURES (IN THOUSANDS OF DOLLARS)							
		FROM YEAR-END FISCAL EXPENDITURE REPORT			FROM YEAR-END FISCAL REVENUE REPORT	FROM YEAR-END FISCAL REVENUE REPORT	
1111-BOARDS AND BUREAUS	FUND NUMBER AND NAME	PERSONAL SERVICES	OPERATING EXPENSES	TOTAL GROSS EXPENDITURES	LESS (-) REIMBURSEMENTS	LESS (-) INTERNAL DISTRIBUTED COSTS	TOTAL NET EXPENDITURES
OPTOMETRY, CALIFORNIA STATE BOARD OF	0763 STATE OPTOMETRY FUND	1,573	1,116	2,689	-36	0	2,653
	0175 DISPENSING OPTICIANS FUND	0	0	0	0	0	0
	TOTAL	1,573	1,116	2,689	-36	0	2,653
OSTEOPATHIC MEDICAL BOARD OF CALIFORNIA	0264 OSTEOPATHIC MEDICAL BOARD OF CALIFORNIA CONTINGENT FUND	1,725	1,826	3,551	-279	0	3,272
PHARMACY, CALIFORNIA STATE BOARD OF	0767 PHARMACY BOARD CONTINGENT FUND	21,626	11,724	33,350	-1,472	0	31,878
PHYSICAL THERAPY BOARD OF CALIFORNIA	0759 PHYSICAL THERAPY FUND	3,382	3,403	6,785	-217	0	6,568
PHYSICIAN ASSISTANT BOARD	0280 PHYSICIAN ASSISTANT FUND	1,259	1,972	3,231	-134	0	3,097
PODIATRIC MEDICAL BOARD OF CALIFORNIA	0295 BOARD OF PODIATRIC MEDICINE FUND	682	773	1,455	-127	0	1,328
PRIVATE POSTSECONDARY EDUCATION, BUREAU FOR	0305 PRIVATE POSTSECONDARY EDUCATION ADMINISTRATION FUND	12,086	5,959	18,045	-27	0	18,018
	0960 STUDENT TUITION RECOVERY FUND	0	6,817	6,817	0	0	6,817
	TOTAL	12,086	12,776	24,862	-27	0	24,835
PROFESSIONAL ENGINEERS, LAND SURVEYORS, AND GEOLOGISTS, BOARD FOR	0770 PROFESSIONAL ENGINEERS' AND LAND SURVEYORS' FUND	5,780	5,814	11,594	-119	0	11,475
PROFESSIONAL FIDUCIARIES BUREAU	3108 PROFESSIONAL FIDUCIARY FUND	465	286	751	0	0	751
PSYCHOLOGY, CALIFORNIA BOARD OF	0310 PSYCHOLOGY FUND	3,199	4,306	7,505	-311	0	7,194
REAL ESTATE APPRAISERS, BUREAU OF	0400 REAL ESTATE APPRAISERS FUND	3,170	1,797	4,967	0	0	4,967
REGISTERED NURSING, BOARD OF	0761 BOARD OF REGISTERED NURSING FUND	25,585	35,902	61,487	-3,022	0	58,465
RESPIRATORY CARE BOARD OF CALIFORNIA	0319 RESPIRATORY CARE FUND	2,112	1,684	3,796	-237	0	3,559
SECURITY AND INVESTIGATIVE SERVICES, BUREAU OF	0239 PRIVATE SECURITY SERVICES FUND	7,510	7,848	15,358	-655	0	14,703
	0769 PRIVATE INVESTIGATOR FUND	0	0	0	0	0	0
	TOTAL	7,510	7,848	15,358	-655	0	14,703
SPEECH-LANGUAGE PATHOLOGY AND AUDIOLOGY AND HEARING AID DISPENSERS BOARD	0376 SPEECH-LANGUAGE PATHOLOGY AND AUDIOLOGY AND HEARING AID DISPENSERS FUND	1,586	1,116	2,702	-55	0	2,647

Note: All expenditures based on year-end Fiscal program disbursement report for 2022-23.

NET EXPENDITURES (IN THOUSANDS OF DOLLARS)							
		FROM YEAR-END FISCAL EXPENDITURE REPORT			FROM YEAR-END FISCAL REVENUE REPORT	FROM YEAR-END FISCAL REVENUE REPORT	
1111-BOARDS AND BUREAUS	FUND NUMBER AND NAME	PERSONAL SERVICES	OPERATING EXPENSES	TOTAL GROSS EXPENDITURES	LESS (-) REIMBURSEMENTS	LESS (-) INTERNAL DISTRIBUTED COSTS	TOTAL NET EXPENDITURES
STRUCTURAL PEST CONTROL BOARD	0168 SPC RESEARCH FUND	0	0	0	0	0	0
	0399 SPC EDUCATION AND ENFORCEMENT FUND	0	314	314	0	0	314
	0775 STRUCTURAL PEST CONTROL FUND	3,041	2,622	5,663	-57	0	5,606
	TOTAL	3,041	2,936	5,977	-57	0	5,920
VETERINARY MEDICAL BOARD	0777 VETERINARY MEDICAL BOARD CONTINGENT FUND	3,863	2,947	6,810	-461	0	6,349
VOCATIONAL NURSING AND PSYCHIATRIC TECHNICIANS, BOARD OF	0779 VOCATIONAL NURSING AND PSYCHIATRIC TECHNICIANS FUND	8,700	8,151	16,851	-393	0	16,458
CURES	3252 CURES FUND	0	2,765	2,765	0	0	2,765
DCA TOTAL		302,988	333,325	636,313	-16,840	-158	619,315

Note: All expenditures based on year-end Fiscal program disbursement report for 2022-23.

FUND CONDITIONS

The following information summarizes the operations of a fund for the prior fiscal year. The display includes the beginning fund balance and details all revenues, expenditures, and transfers impacting the fund, and reports the final fund reserve. Also included are the estimated Months-in-Reserve for each fund, based on the ending balance.

FUND CONDITIONS (IN THOUSANDS OF DOLLARS)							
1111—BOARDS AND BUREAUS	FUND NUMBER AND NAME	TOTAL RESERVES JULY 1	TOTAL REVENUES	TRANSFERS	TOTAL EXPENDITURES*	RESERVE JUNE 30	ESTIMATED MONTHS OF RESERVE
ACCOUNTANCY, BOARD OF	0704 ACCOUNTANCY FUND	11,005	18,981	10,000	18,838	21,148	6.5
ACUPUNCTURE BOARD	0108 ACUPUNCTURE FUND	4,166	4,133	0	3,737	4,562	11.9
ARBITRATION CERTIFICATION PROGRAM	0166 CERTIFICATION ACCOUNT	1,989	1,728	0	1,234	2,483	14.1
ARCHITECTS BOARD, CALIFORNIA	0706 CALIFORNIA ARCHITECTS BOARD FUND	3,003	5,679	0	4,807	3,875	6.8
LANDSCAPE ARCHITECTS TECHNICAL COMMITTEE	0757 LANDSCAPE ARCHITECTS FUND	648	1,042	0	1,036	654	5.7
ATHLETIC COMMISSION, CALIFORNIA STATE	0326 STATE ATHLETIC FUND	462	2,118	0	2,068	512	3.1
	0492 STATE ATHLETIC COMMISSION NEUROLOGICAL EXAMINATION ACCOUNT	353	61	0	57	357	73.2
	9250 BOXERS' PENSION FUND		0	0	16	-16	21.2
AUTOMOTIVE REPAIR, BUREAU OF	0421 VEHICLE INSPECTION AND REPAIR FUND	137,169	133,763	25,958	155,520	141,370	9.8
	0582 HIGH POLLUTER REPAIR OR REMOVAL ACCOUNT	55,982	38,260	-25,000	24,306	44,936	12.7
	3122 ENHANCED FLEET MODERNIZATION SUBACCOUNT	51,449	35,196	-30,000	15,085	41,560	18.3
BARBERING AND COSMETOLOGY, BOARD OF**	0069 BARBERING AND COSMETOLOGY FUND	24,838	21,096	-15,000	19,008	11,926	13.5
BEHAVIORAL SCIENCES, BOARD OF	0773 BEHAVIORAL SCIENCE EXAMINERS FUND	18,730	21,064	-10,000	13,553	16,241	15.1
CEMETERY AND FUNERAL BUREAU	0717 CEMETERY AND FUNERAL FUND	2,648	6,628	0	7,558	1,718	4.5

FUND CONDITIONS (IN THOUSANDS OF DOLLARS)							
1111—BOARDS AND BUREAUS	FUND NUMBER AND NAME	TOTAL RESERVES JULY 1	TOTAL REVENUES	TRANSFERS	TOTAL EXPENDITURES*	RESERVE JUNE 30	ESTIMATED MONTHS OF RESERVE
CHIROPRACTIC EXAMINERS, BOARD OF	0152 CHIROPRACTIC EXAMINERS FUND	1,880	5,299	0	3,896	3,283	4.3
CONTRACTORS STATE LICENSE BOARD	0735 CONTRACTORS LICENSE FUND	26,654	99,081	67	84,061	41,741	3.7
	0093 CONSTRUCTION MANAGEMENT EDUCATION ACCOUNT (CMEA)	533	215	0	239	509	34.1
COURT REPORTERS BOARD OF CALIFORNIA	0771 COURT REPORTERS FUND	1,298	1,426	0	1,291	1,433	11.6
	0410 TRANSCRIPT REIMBURSEMENT FUND	407	14	0	117	304	32.6
DENTAL BOARD OF CALIFORNIA	0741 STATE DENTISTRY FUND	18,041	19,786	0	18,603	19,224	9.9
	3039 DENTALLY UNDERSERVED ACCOUNT	794	32	0	7	819	70.4
	3142 STATE DENTAL ASSISTANT FUND	0	0	0	0	0	N/A
DENTAL HYGIENE BOARD OF CALIFORNIA	3140 STATE DENTAL HYGIENE COMMITTEE	2,646	3,578	0	2,392	3,832	10.3
HOUSEHOLD GOODS AND SERVICES, BUREAU OF	0325 ELECTRONIC AND APPLIANCE REPAIR FUND	3,334	2,705	0	3,512	2,527	9.4
	0752 HOME FURNISHINGS AND THERMAL INSULATION FUND	6,613	5,543	0	5,351	6,805	11.8
	3315 HOUSEHOLD MOVERS FUND	8,535	3,330	-19	2,989	8,857	28.1
MEDICAL BOARD OF CALIFORNIA	0210 OUTPATIENT SETTING FUND OF THE MEDICAL BOARD OF CALIFORNIA	677	27	0	1	703	N/A
	0755 LICENSED MIDWIFERY FUND	223	87	0	78	232	21.1
	0758 CONTINGENT FUND OF THE MEDICAL BOARD OF CALIFORNIA	12,534	77,691	-4,000	73,651	12,574	1.8
NATUROPATHIC MEDICINE COMMITTEE	3069 NATUROPATHIC DOCTORS FUND	895	622	0	688	829	13.8
OCCUPATIONAL THERAPY, CALIFORNIA BOARD OF	3017 OCCUPATIONAL THERAPY FUND	1,489	3,173	0	3,156	1,506	5.0
OPTOMETRY, CALIFORNIA STATE BOARD OF	0763 STATE OPTOMETRY FUND	1,765	2,787	0	2,883	1,669	4.9
	0175 DISPENSING OPTICIANS FUND	1,252	19	-1,263	0	8	N/A
OSTEOPATHIC MEDICAL BOARD OF CALIFORNIA	0264 OSTEOPATHIC MEDICAL BOARD OF CALIFORNIA CONTINGENT FUND	4,622	3,940	0	3,510	5,052	15.3
PHARMACY, CALIFORNIA STATE BOARD OF	0767 PHARMACY BOARD CONTINGENT FUND	17,257	36,234	0	34,352	19,139	5.8

* Expenditures in fund conditions include State Controller's Office and/or other charges that are direct assessments against each fund.

FUND CONDITIONS (IN THOUSANDS OF DOLLARS)							
1111—BOARDS AND BUREAUS	FUND NUMBER AND NAME	TOTAL RESERVES JULY 1	TOTAL REVENUES	TRANSFERS	TOTAL EXPENDITURES*	RESERVE JUNE 30	ESTIMATED MONTHS OF RESERVE
PHYSICAL THERAPY BOARD OF CALIFORNIA	0759 PHYSICAL THERAPY FUND	5,456	7,217	0	7,082	5,591	8.4
PHYSICIAN ASSISTANT BOARD	0280 PHYSICIAN ASSISTANT FUND	4,228	3,013	0	3,319	3,922	15.5
PODIATRIC MEDICAL BOARD OF CALIFORNIA	0295 BOARD OF PODIATRIC MEDICINE FUND	381	1,491	0	1,455	417	2.6
PRIVATE POSTSECONDARY EDUCATION, BUREAU FOR	0305 PRIVATE POSTSECONDARY EDUCATION ADMINISTRATION FUND	17,946	15,811	0	19,491	14,266	10.1
	0960 STUDENT TUITION RECOVERY FUND	24,989	16,734	0	6,817	34,906	N/A
PROFESSIONAL ENGINEERS, LAND SURVEYORS, AND GEOLOGISTS, BOARD FOR	0770 PROFESSIONAL ENGINEERS, LAND SURVEYORS, AND GEOLOGISTS FUND	17,946	15,811	0	19,491	14,266	10.1
PROFESSIONAL FIDUCIARIES BUREAU	3108 PROFESSIONAL FIDUCIARY FUND	24,989	16,734	0	6,817	34,906	N/A
PSYCHOLOGY, CALIFORNIA BOARD OF	0310 PSYCHOLOGY FUND	17,946	15,811	0	19,491	14,266	10.1
REAL ESTATE APPRAISERS, BUREAU OF	0400 REAL ESTATE APPRAISERS FUND	24,989	16,734	0	6,817	34,906	N/A
REGISTERED NURSING, BOARD OF	0761 BOARD OF REGISTERED NURSING FUND	17,946	15,811	0	19,491	14,266	10.1
RESPIRATORY CARE BOARD OF CALIFORNIA	0319 RESPIRATORY CARE FUND	24,989	16,734	0	6,817	34,906	N/A
SECURITY AND INVESTIGATIVE SERVICES, BUREAU OF	0239 PRIVATE SECURITY SERVICES FUND	6,458	17,987	438	15,986	8,897	4.0
	0769 PRIVATE INVESTIGATOR FUND	434	6	-438	0	2	N/A
SPEECH-LANGUAGE PATHOLOGY AND AUDIOLOGY AND HEARING AID DISPENSERS BOARD	0376 SPEECH-LANGUAGE PATHOLOGY AND AUDIO, AND HEARING AID DISP. FUND	1,595	3,286	0	2,953	1,928	6.4
STRUCTURAL PEST CONTROL BOARD	0168 SPC RESEARCH FUND	984	213	0	0	1,197	N/A
	0399 SPC EDUCATION AND ENFORCEMENT FUND	1,714	507	0	331	1,890	62.1
	0775 SPC FUND	3,220	5,544	0	6,173	2,591	5.0
VETERINARY MEDICAL BOARD	0777 VETERINARY MEDICAL BOARD CONTINGENT FUND	8,260	8,516	0	6,892	9,884	12.4
VOCATIONAL NURSING AND PSYCHIATRIC TECHNICIANS, BOARD OF	0779 VOCATIONAL NURSING AND PSYCHIATRIC TECHNICIANS FUND	7,822	25,420	0	17,740	15,502	4.9
CURES	3252 CURES FUND	1,158	2,971	0	2,928	1,201	4.9

* Expenditures in fund conditions include State Controller's Office and/or other charges that are direct assessments against each fund.

REVENUE CATEGORIES

The following information displays the total prior-year revenue collected by each fund, sorted by specific revenue category code (renewal fee, delinquent fee, etc.).

REVENUE CATEGORIES (IN THOUSANDS OF DOLLARS)																		
1111—BOARDS AND BUREAUS	FUND NUMBER AND NAME	OTHER MOTOR VEHICLE FEES (4115600)	DELINQUENT FEES (4121200)	DIVISION OF REAL ESTATE LICENSE FEES (4127200)	RENEWAL FEES (4127400)	OTHER FEES AND LICENSES (4129000)	OTHER REGULATORY FEES (4129200)	OTHER REGULATORY LICENSES AND PERMITS (4129400)	SALE OF DOCUMENTS (4140000)	MISCELLANEOUS SERVICES TO THE PUBLIC (4143500)	INTEREST INCOME—INTERFUND LOANS (4150500)	INVESTMENT INCOME—SURPLUS MONEY INVESTMENTS (4163000)	CAPITAL ASSET SALES PROCEEDS (4170400)	OTHER REVENUE, COST RECOVERIES (4171000)	ESCHEATS (4171400, 4171500)	MISCELLANEOUS/OTHER REVENUE (4172500)	PENALTY ASSESSMENTS (4173000)	TOTAL
ACCOUNTANCY, BOARD OF	0704 ACCOUNTANCY FUND		320		12,658		243	4,694			204	850			9	3		18,981
ACUPUNCTURE, BOARD OF	0108 ACUPUNCTURE FUND		60		2,898		274	701				198			2			4,133
ARBITRATION CERTIFICATION PROGRAM	0166 CERTIFICATION ACCOUNT						1,658					70						1,728
ARCHITECTS BOARD, CALIFORNIA	0706 CALIFORNIA ARCHITECTS BOARD FUND		69		4,825		39	550				194			2			5,679
LANDSCAPE ARCHITECTS TECHNICAL COMMITTEE	0757 LANDSCAPE ARCHITECTS FUND		12		865		5	128				31			1			1,042
ATHLETIC COMMISSION, CALIFORNIA STATE	0326 STATE ATHLETIC FUND				71		1,814	201	3			24			2	3		2,118
	0492 STATE ATHLETIC COMM NEURO EXAM ACCOUNT						47					14						61
	9250 BOXERS' PENSION FUND																	0
	TOTAL	0	0	0	71	0	1,861	201	3	0	0	38	0	0	2	3	0	2,179
AUTOMOTIVE REPAIR, BUREAU OF	0421 VEHICLE INSPECTION AND REPAIR FUND		249		7,351		1,562	118,370			352	5,813	8		54	4		133,763
	0582 HIGH POLLUTER REPAIR OR REMOVAL ACCOUNT						67	36,316				1,869			8			38,260
	3122 ENHANCED FLEET MODERNIZATION SUBACCOUNT	33,512										1,684						35,196
	TOTAL	33,512	249	0	7,351	0	1,629	154,686	0	0	352	9,366	8	0	62	4	0	207,219

Note: All revenues based on year-end Fiscal program disbursement report for 2023–24.

REVENUE CATEGORIES (IN THOUSANDS OF DOLLARS)																		
1111—BOARDS AND BUREAUS	FUND NUMBER AND NAME	OTHER MOTOR VEHICLE FEES (4115600)	DELINQUENT FEES (4121200)	DIVISION OF REAL ESTATE LICENSE FEES (4127200)	RENEWAL FEES (4127400)	OTHER FEES AND LICENSES (4129000)	OTHER REGULATORY FEES (4129200)	OTHER REGULATORY LICENSES AND PERMITS (4129400)	SALE OF DOCUMENTS (4140000)	MISCELLANEOUS SERVICES TO THE PUBLIC (4143500)	INTEREST INCOME—INTERFUND LOANS (4150500)	INVESTMENT INCOME—SURPLUS MONEY INVESTMENTS (4163000)	CAPITAL ASSET SALES PROCEEDS (4170400)	OTHER REVENUE, COST RECOVERIES (4171100)	ESCHEATS (4171400, 4171500)	MISCELLANEOUS/OTHER REVENUE (4172500)	PENALTY ASSESSMENTS (4173000)	TOTAL
BARBERING AND COSMETOLOGY, BOARD OF	0069 BARBERING AND COSMETOLOGY FUND		1,129		11,738		2,041	5,472		5		688	1		15	7		21,096
BEHAVIORAL SCIENCES, BOARD OF	0773 BEHAVIORAL SCIENCE EXAMINERS FUND		177		12,075		186	7,893				704			25	4		21,064
CEMETERY AND FUNERAL BUREAU	0717 CEMETERY FUND		84		2,570		3,462	372				137			3			6,628
CHIROPRACTIC EXAMINERS, BOARD OF	0152 CHIROPRACTIC EXAMINERS FUND		52		4,166		120	804				141	9		5	2		5,299
CONTRACTORS STATE LICENSE BOARD	0735 CONTRACTORS LICENSE FUND		4,137		64,113		479	25,998		91		1,720	24		95	14	2,410	99,081
	0093 CONSTRUCTION MANAGEMENT EDUCATION ACCOUNT							193				22						215
	TOTAL	0	4,137	0	64,113	0	479	26,191	0	91	0	1,742	24	0	95	14	2,410	99,296
COURT REPORTERS BOARD OF CALIFORNIA	0771 COURT REPORTERS FUND		18		1,271		12	61				64						1,426
	0410 TRANSCRIPT REIMBURSEMENT FUND											14						14
	TOTAL	0	18	0	1,271	0	12	61	0	0	0	78	0	0	0	0	0	1,440
DENTAL BOARD OF CALIFORNIA	0741 STATE DENTISTRY FUND		361		14,741		310	3,474				859	8		19	14		19,786
	3039 DENTALLY UNDERSERVED ACCOUNT											32						32
	3142 STATE DENTAL ASSISTANT FUND																	0
	TOTAL	0	361	0	14,741	0	310	3,474	0	0	0	891	8	0	19	14	0	19,818
DENTAL HYGIENE BOARD OF CALIFORNIA	3140 STATE DENTAL HYGIENE FUND		53		2,835		312	231		1		145				1		3,578
HOUSEHOLD GOODS AND SERVICES, BUREAU OF	0325 ELECTRONIC AND APPLIANCE REPAIR FUND		103		2,033		10	415				139			5			2,705
	0752 HOME FURNISHINGS AND THERMAL INSULATION FUND		169		4,098		105	861				281			29			5,543
	3315 HOUSEHOLD MOVERS FUND		93		3,076		67	89							5			3,330
	TOTAL	0	365	0	9,207	0	182	1,365	0	0	0	420	0	0	39	0	0	11,578

Note: All revenues based on year-end Fiscal program disbursement report for 2023–24.

REVENUE CATEGORIES (IN THOUSANDS OF DOLLARS)

1111—BOARDS AND BUREAUS	FUND NUMBER AND NAME	OTHER MOTOR VEHICLE FEES (4115600)	DELINQUENT FEES (4121200)	DIVISION OF REAL ESTATE LICENSE FEES (4127200)	RENEWAL FEES (4127400)	OTHER FEES AND LICENSES (4129000)	OTHER REGULATORY FEES (4129200)	OTHER REGULATORY LICENSES AND PERMITS (4129400)	SALE OF DOCUMENTS (4140000)	MISCELLANEOUS SERVICES TO THE PUBLIC (4143500)	INTEREST INCOME—INTERFUND LOANS (4150500)	INVESTMENT INCOME—SURPLUS MONEY INVESTMENTS (4163000)	CAPITAL ASSET SALES PROCEEDS (4170400)	OTHER REVENUE, COST RECOVERIES (4171100)	ESCHEATS (4171400, 4171500)	MISCELLANEOUS/OTHER REVENUE (4172500)	PENALTY ASSESSMENTS (4173000)	TOTAL
MEDICAL BOARD OF CALIFORNIA	0210 OUTPATIENT SETTING FUND OF THE MEDICAL BOARD OF CALIFORNIA											27						27
	0755 LICENSED MIDWIFERY FUND		1		63			13				10						87
	0758 MEDICAL BOARD OF CALIFORNIA FUND		153		65,131		536	10,521				1,174			42	4	130	77,691
	TOTAL	0	154	0	65,194	0	536	10,534	0	0	0	1,211	0	0	42	4	130	77,805
NATUROPATHIC MEDICINE COMMITTEE	3069 NATUROPATHIC DOCTORS FUND		4		486		3	90				39						622
OCCUPATIONAL THERAPY, CALIFORNIA BOARD OF	3017 OCCUPATIONAL THERAPY FUND		48		2,497		56	466		31		75						3,173
OPTOMETRY, CALIFORNIA STATE BOARD OF	0763 STATE OPTOMETRY FUND		30		2,150		156	331				118			1	1		2,787
	0175 DISPENSING OPTICIANS FUND											19						19
	TOTAL	0	30	0	2,150	0	156	331	0	0	0	137	0	0	1	1	0	2,806
OSTEOPATHIC MEDICAL BOARD OF CALIFORNIA	0264 OSTEOPATHIC MED BD OF CA FUND		22		2,233		47	1,423				208			7			3,940
PHARMACY, CALIFORNIA STATE BOARD OF	0767 PHARMACY BOARD CONTINGENT FUND		250		28,360		2,168	4,417		1		972			59	7		36,234
PHYSICAL THERAPY BOARD OF CALIFORNIA	0759 PHYSICAL THERAPY FUND		45		5,653		117	1,144				256			2			7,217
PHYSICIAN ASSISTANT BOARD	0280 PHYSICIAN ASSISTANT FUND		6		2,372		17	428				187			3			3,013
PODIATRIC MEDICAL BOARD OF CALIFORNIA	0295 BOARD OF PODIATRIC MEDICINE FUND		8		1,345		13	96				29						1,491
PRIVATE POSTSECONDARY EDUCATION, BUREAU FOR	0305 PRIVATE POSTSECONDARY EDUCATION ADMINISTRATION FUND		307		13,740		679	574		1		509			1			15,811
	0960 STUDENT TUITION RECOVERY FUND					15,336						1,170			7	221		16,734
	TOTAL	0	307	0	13,740	15,336	679	574	0	1	0	1,679	0	0	8	221	0	32,545
PROFESSIONAL ENGINEERS, LAND SURVEYORS, AND GEOLOGISTS, BOARD FOR	0770 PROFESSIONAL ENGINEERS' AND LAND SURVEYORS' FUND		114		10,028		78	2,289				264			10			12,783

Note: All revenues based on year-end Fiscal program disbursement report for 2023–24.

REVENUE CATEGORIES (IN THOUSANDS OF DOLLARS)																		
1111—BOARDS AND BUREAUS	FUND NUMBER AND NAME	OTHER MOTOR VEHICLE FEES (4115600)	DELINQUENT FEES (4121200)	DIVISION OF REAL ESTATE LICENSE FEES (4127200)	RENEWAL FEES (4127400)	OTHER FEES AND LICENSES (4129000)	OTHER REGULATORY FEES (4129200)	OTHER REGULATORY LICENSES AND PERMITS (4129400)	SALE OF DOCUMENTS (4140000)	MISCELLANEOUS SERVICES TO THE PUBLIC (4143500)	INTEREST INCOME—INTERFUND LOANS (4150500)	INVESTMENT INCOME—SURPLUS MONEY INVESTMENTS (4163000)	CAPITAL ASSET SALES PROCEEDS (4170400)	OTHER REVENUE, COST RECOVERIES (4171100)	ESCHEATS (4171400, 4171500)	MISCELLANEOUS/ OTHER REVENUE (4172500)	PENALTY ASSESSMENTS (4173000)	TOTAL
PROFESSIONAL FIDUCIARIES BUREAU	3108 PROFESSIONAL FIDUCIARY FUND		3		664		19	141				15						842
PSYCHOLOGY, CALIFORNIA BOARD OF	0310 PSYCHOLOGY FUND		99		6,048		199	877		1		245			4			7,473
REAL ESTATE APPRAISERS, BUREAU OF	0400 REAL ESTATE APPRAISERS FUND			3,658				1,278	1			225				46	71	5,279
REGISTERED NURSING, BOARD OF	0761 BOARD OF REGISTERED NURSING FUND		737		51,382		497	22,581		8		1,884	5	1	24	6		77,125
RESPIRATORY CARE BOARD OF CALIFORNIA	0319 RESPIRATORY CARE FUND		70		3,353		78	440				114						4,055
SECURITY AND INVESTIGATIVE SERVICES, BUREAU OF	0239 PRIVATE SECURITY SERVICES FUND		398		8,904		802	7,458	4			393			19	9		17,987
	0769 PRIVATE INVESTIGATOR FUND											6						6
	TOTAL	0	398	0	8,904	0	802	7,458	4	0	0	399	0	0	19	9	0	17,993
SPEECH-LANGUAGE PATHOLOGY AND AUDIOLOGY AND HEARING AID DISPENSERS BOARD	0376 SPEECH-LANGUAGE PATHOLOGY AND AUDIOLOGY FUND		34		2,370		59	730				87			6			3,286
STRUCTURAL PEST CONTROL BOARD	0168 SPCB RESEARCH FUND						164					49						213
	0399 SPCB EDUCATION AND ENFORCEMENT FUND						425					82						507
	0775 SPC FUND		9		250		4,464	679	1	1		135			5			5,544
	TOTAL	0	9	0	250	0	5,053	679	1	1	0	266	0	0	5	0	0	6,264
VETERINARY MEDICAL BOARD	0777 VETERINARY MEDICAL BOARD CONTINGENT FUND		59		6,133		144	1,783				391			5	1		8,516
VOCATIONAL NURSING AND PSYCHIATRIC TECHNICIANS, BOARD OF	0779 VOCATIONAL NURSING AND PSYCHIATRIC TECHNICIANS FUND		284		16,669		649	7,250				557			9	2		25,420
CURES	3252 CURES FUND						2,796					175						2,971
DCA TOTAL		3,3512	9,767	3,658	381,215	15,336	26,979	271,832	13	140	556	24,883	55	1	405	358	2,611	771,611

Note: All revenues based on year-end Fiscal program disbursement report for 2023–24.



FISCAL YEAR **2023–24** **ANNUAL REPORT**