

Department of Consumer Affairs
California State Athletic Commission

COMMISSION MEETING

October 18, 2016

Los Angeles, CA



Chairman John Carvelli
Vice Chair Mary Lehman
Commissioner John Frierson
Commissioner Martha Shen-Urquidez
Commissioner Van Gordon Sauter
Commissioner Vernon Williams
Commissioner Luis Ayala
Executive Officer Andy Foster



CALIFORNIA STATE ATHLETIC COMMISSION
2005 Evergreen Street, Suite 2010 | Sacramento, CA 95815
Phone:(916) 263-2195 | Fax:(916) 263-2197
Website: www.dca.ca.gov/csac | Email:csac@dca.ca.gov



Members of the Commission

John Carvelli, Chair
Mary Lehman, Vice Chair
John Frierson
Martha Shen-Urquidez
Van Gordon Sauter
Vernon Williams
Luis Ayala

COMMISSION MEETING AGENDA
Tuesday, October 18, 2016
10:00 a.m. - Conclusion of Business

Location:

*Ronald Reagan Building - Auditorium
300 South Spring Street
Los Angeles, CA 90013*

ORDER OF ITEMS SUBJECT TO CHANGE

OPEN SESSION

1. Call to Order/Pledge of Allegiance/Roll Call/Establishment of a Quorum
2. Welcome - Chairman's opening remarks.
3. Approval of the July 12, 2016, Commission Meeting Minutes.
4.
 - a. Business and Professions Code section 18640.5 requires the Commission to invite stakeholder testimony at Commission meetings in order to identify actions that may lead to greater opportunities for licensees to participate in major professional boxing contests.
 - b. Recognition of K2 Promotions for providing greater opportunities for CSAC licensees to participate in major professional boxing contests.
5. Executive Officer's Report
 - a. Budget Update
 - b. Neurological Fund Budget Update
 - c. Pension Fund Update
 - d. Report on Pending and Proposed Regulations
 - Payment of Contestants
 - Examination of Boxer Applicants
 - Headgear
 - Dehydration and Rehydration
 - e. Status Update of Delegated Entities
 - California Amateur Mixed Martial Arts Organizations (CAMO)
 - USA Boxing (USA Boxing)

- United States Fight League (USFL)
 - International Kickboxing Federation (IKF)
 - f. Report on UCLA Neurotrauma Symposium
 - g. CSAC Sports Concussion Management Protocol: Update on the purchase and implementation of C3 Logix, a concussion management system that assists physicians in determining appropriate times for a combatant to return to competition
 - h. Upcoming Event Schedule
 - i. Update on CSAC Education Video and Brochures
6. Subcommittees Updates:
 - a. Pension Fund Subcommittee (Commissioners Lehman and Ayala)
 7. Discussion regarding possible amendments to the Commission's regulations regarding "Technical Zones"-The area between the ring and the Commission controlled barrier designated for medical staff and equipment, officials, promoter staff, television staff, and CSAC staff
 8. Presentation, Discussion, and possible action regarding the use of Qwick-AID Bandages for use during a bout to stop bleeding
 9. Concussion education for compliance with Assembly Bill 2007 (Concussion Education in Youth Sports/Concussion Management Protocol)
 10. Discussion and possible action regarding CSAC informational brochure
 11. Public comment on items not on the agenda
(The Commission may not discuss or take action on any matter raised during this public comment section, except to decide whether to place the matter on the agenda of a future meeting pursuant to Government Code §§ 11125, 11125.7(a))
 12. Next meeting scheduled for December 16th, 2016, in Sacramento, CA
 13. ADJOURNMENT

NOTICE: The meeting is accessible to the physically disabled. A person who needs disability-related accommodation or modification in order to participate in the meeting may make a request by contacting Heather Jackson at (916) 263-2195 or email heather.jackson@dca.ca.gov or sending a written request to the California State Athletic Commission, 2005 Evergreen Street, Suite 2010, Sacramento, CA 95815. Providing your request at least five (5) days before the meeting will help ensure availability of the requested accommodation. Requests for further information should be directed to Heather Jackson at the same address and telephone number. Meetings of the California State Athletic Commission are open to the public except when specifically noticed otherwise in accordance with the Open Meetings Act. The audience will be given appropriate opportunities to comment on any issue presented. This meeting will be available for viewing via live webcast. To view the webcast, click the following link and click on the Athletic Commission's link on the Calendar. <https://thedcapage.wordpress.com/webcasts> Please note - While the Athletic Commission intends to webcast this meeting, it may not be possible to webcast the entire open meeting due to limitations on resources.

AGENDA ITEM

#3



CALIFORNIA STATE ATHLETIC COMMISSION
2005 Evergreen Street, Suite 2010 | Sacramento, CA 95815
Phone: (916) 263-2195 | Fax: (916) 263-2197
Website: www.dca.ca.gov/csac | Email: csac@dca.ca.gov



Members of the Commission

John Carvelli, Chair
Mary Lehman, Vice Chair
John Frierson
Martha Shen-Urquidez
Van Gordon Sauter
Vernon Williams, MD
Luis Ayala

Agenda items may be taken out of order the
agenda except public comment.
Action may be taken on any item listed on

CALIFORNIA STATE ATHLETIC COMMISSION

MEETING MINUTES

Tuesday, July 12, 2016
10:00 a.m. –1:28 p.m.

Location:

LA84 Foundation
Pavilion Meeting Room
2141 West Adams Boulevard
Los Angeles, CA 90018-2040

Commissioners Present

Chair John Carvelli
Commissioner Martha Shen-Urquidez
Commissioner John Frierson
Commissioner Vernon Williams, MD
Commissioner Luis Ayala

Commissioners Absent

Vice Chair Mary Lehman
Commissioner Van Gordon Sauter

Staff Present

Andy Foster, Executive Officer
Spencer Walker, Legal Counsel

OPEN SESSION

Agenda Item 1 – Call the meeting to Order / Roll Call / Pledge of Allegiance/ Establishment of Quorum

The meeting was called to order at 10:00 am. The recital of the Pledge of Allegiance was led by John Frierson. Executive Officer (EO) Andy Foster called roll and a Quorum was established.

Agenda Item 2 - Welcome - Chairman's opening remarks

1. Chair John Carvelli began by discussing the recent media coverage by ESPN and the LA Times regarding the efforts of the Commission and EO Andy Foster to promote fighter health and safety. Noted achievements included:
 - a. The extension of the weigh-in time in order to promote proper hydration.
 - b. Efforts to curtail weight cutting through the use of dehydration regulations.
 - c. The Commission's position on amateur and pro fighters competing against each other in the Olympic Games.
 - d. Chair John Carvelli encouraged discussion of the issue in order to inform the public of the Commission's positions.

2. Commissioner Vernon Williams, MD explained the history of the meeting venue, the LA84 Foundation, and its influence on youth athletics and safety.
 - a. Contribution of hundreds of millions of dollars to youth spots in Southern California and LA.
 - b. Coaching clinics and funding for equipment and participation.
 - c. Grants for research into youth sports health and safety.

Agenda Item 3 – Approval of the April 25, 2016, Commission Meeting Minutes

1. EO Andy Foster, Vice Chair Mary Lehman, and Commissioner Martha Shen-Urquidez revised the April 25, 2016 Commission Meeting Minutes prior to the meeting.
 - a. Revised Minutes will be published and made available upon request.
2. Motion to approve the revised minutes called by Commissioner Martha Shen-Urquidez and seconded by Commissioner John Frierson.
3. Motion passes with a vote of 5-0 by roll call.

Agenda Item 4 – Discussion on Appropriate Level of Executive Officer Compensation for the Athletic Commission

Discussion postponed until the arrival of DCA Personal Officer Ricardo De La Cruz.

**Agenda Item 5 - Executive Officer's Report
Budget Update**

1. EO Andy Foster discussed the positive nature of the commission revenue for fiscal year 15/16 which concluded on June 30, 2016
 - a. Through 11 months, the commission deposited \$1,665,107 in revenue and spent \$1,340,261.
 - b. This surplus increases the Commission fund balance to \$1,088,099
 - c. Once fiscal month 12 numbers are in, the total fund balance should be over \$1.2 million.
2. EO Andy Foster discussed the nature of this current surplus in relation to the fund's last 10 years balance.
 - a. Fiscal year 15/16 was the highest surplus in the last 10 years.
 - b. Under EO Andy Foster, the fund has grown from a \$23,000 in 11/12 to \$1,205,000 in 15/16.
3. EO Andy Foster discussed difficulties in working within the budget this fiscal year.
 - a. Mechanism for three main line items for events [(1) inspectors, (2) travel, (3) drug testing] should be supplemented if there is an increased amount of business that comes into the state. This will allow the Commission to regulate an ever increasing number of events and help to grow the industry.
 - b. 80% of Commission revenues come from Gate Taxes, meaning that an increase in events directly correlates with the potential for increased revenue
 - i. Commissioner Martha Shen-Urquidez asked EO Andy Foster if the Commission could take a stronger role in determining the budget for the coming fiscal years.
 1. EO Andy Foster and Chair John Carvelli said that at a future commission meeting, this could be a point of discussion with the Budget Office.
4. Chair John Carvelli requested an update on the Commission Spending Authority.
 - a. EO Andy Foster related that in 11/12 the Commission ran low on money and required a solvency plan.

- b. There were caps put into place for the years following 2012.
- c. Spending authority of the Commission was cut roughly 40%
 - i. EO Andy Foster and Chair John Carvelli have worked to increase the budget limits and give the Commission more authority over the budget.

Neurological Fund Budget Update

1. \$620,000 currently in the Neurological Account.
2. EO Andy Foster will begin to spend this money in upcoming years for health and safety of fighters.
3. C3 Logix Program for neurological testing is being incorporated.
4. Appropriations for this year is \$61,000;
 - a. \$50,000 on C3 Logix Program;
 - b. \$9,000 Pro Rata;
 - c. \$2,000 surplus.
5. Commissioner Luis Ayala questioned the nature and use of the appropriations over the last five years.
 - a. EO Andy Foster explained that this money was appropriated for neurological testing, but no contract was established and the money was not spent.
 - b. Chair John Carvelli further elaborated that the previous legislation did not allow for use of the neurological funds, a problem that was corrected by the Commission this year.
6. EO Andy Foster expects the contract for neurological testing to be secured by the next Commission Meeting.

Pension Fund Update

1. EO Andy Foster began by discussing the distributions from the Pension Fund.
 - a. Chair John Carvelli, Vice Chair Mary Lehman, and Commissioner Luis Ayala previously created subcommittee on Pension distribution and put into place an Action Plan
 - b. Through June 2016, the commission is at a record setting pace for distribution of pension funds.
2. Investment account for the pension fund.
 - a. As of May 31, 2016, ending balance of \$5,216,297.
 - b. Additional distributions from investments were required to pay out pensions.
 - c. Commissioner Martha Shen-Urquidez questioned if officers in charge of allocations can be called to next Commission Meeting.
 - i. EO Andy Foster indicated officials have shown interest in attending and streamlining the process.

Report on Pending and Proposed Regulations and Legislation

1. Definitions, Prohibited Substances and Methods, Therapeutic Use Exemptions, and Transgender Athletes.
 - a. Approved by Agency.
 - b. Now at Department of Finance.
 - i. No fiscal impact, should occur quickly.
2. Examination of Boxer Applicants and Neurological Assessment.
 - a. At Legal Counsel – reviewed by Gary Duke, Legal Counsel.
3. Payment to Contestants.
 - a. At Legal Counsel – reviewed by Gary Duke, Legal Counsel.

4. Headgear – EMERGENCY Regulation.
 - a. Completed.
 - i. This item will return to Commission at some point because of the emergency nature of the initial regulation.
 - b. Chair John Carvelli relayed a question from absent Vice Chair Mary Lehman about the vague nature of the regulation and a request for legal counsel's advice.
 - i. Present legal counsel, Spencer Walker, declined to comment based on lack of information on the issue.
5. Weighing Time, Time for Physical Examinations, and Dehydration and Rehydration – EMERGENCY.
 - a. EO Andy Foster has championed this issue and praised the Commission for passing this regulation in order to protect the health and safety of the athletes.

Status Update of Delegated Entities

EO Andy Foster began by informing the Commission about USA Boxing and IKF as their representatives were unable to attend. Subsequently, Chair John Carvelli invited JT Steel (CAMO) and John Frank (USLF) to address the Commission.

California Amateur Mixed Martial Arts Organizations (CAMO).

1. JT Steel –President of CAMO.
2. Discussion of All female tournament recently held in CAMO.
 - a. First State Championship for exclusively female athletes.
 - b. Design to build structure for female athletes to compete.
 - c. Events drew participants from out of state.
3. Update on Minimum Weight Standard.
 - a. Scale prices have been reduced from \$1400-1300 to \$900-800 which will allow purchase.
4. Request for guidance on the format of weigh-ins – early weigh-in vs. day of weigh-ins.
 - a. Desire for amateur and professional weigh-ins to be on the same page.
 - b. EO Andy Foster
 - i. Professional weigh-in system was broken, and there has been large efforts to combat the problems of dehydration.
 - ii. Amateur MMA has not had the same issues with extreme weight cutting YET.
 - iii. Belief that the minimum weight standards on athletes will alleviate much of the concerns and serve functionally the same purpose as the early weigh-in.
 - c. Martha Shen-Urquidez Discussed the lack of televised weigh-ins / fights at the amateur level decreasing promoter's desire for late weigh-ins.
 - d. JT Steel believes Minimum weight standard will preemptively address issue.
 - e. Commissioner Luis Ayala raised the question of amateur wrestlers and other amateur athletes cutting excessive weight and then competing.
 - i. Commissioner Martha Shen-Urquidez addressed concerns with further discussion of the mandatory minimum weights.
 - ii. EO Andy Foster seconded Commissioner Luis Ayala's concern.
 1. Suggested that Specific Gravity strips be used to ensure that the athletes are properly hydrated before competition.

2. Minimum weight standard can help keep an athlete from being able to cut too much weight.
- iii. Commissioner Luis Ayala questioned starting the professional standards early in the amateur process in order to prepare athletes for professional combat.
 1. EO Andy Foster agreed with this sentiment.
 2. Commissioner Martha Shen-Urquidez rose concerns about the nature of amateur vs professional athletes – Amateur athletes cannot afford to take multiple days off for weigh-in and fights.
 - a. JT Steel agreed that this can be a problem.
- f. EO Andy Foster – Noted that every large promoter that has used the new early weigh-in system in California has gone on to use or request it at all subsequent events.
- g. Commissioner Martha Shen-Urquidez – requested that grants be made available for amateur athletes in order to facilitate their training and education on weight cutting issues.
- h. Chair John Carvelli requested continuing updates and left open the option for proposals and action at subsequent meetings.

USA Boxing (USA Boxing)

1. Mike Martinez – unable to attend.
 - a. Since second quarter 2015:
 - i. 52 Events;
 - ii. 800 bouts;
 - iii. No injuries in that time.
 - b. LA was submitted as an Olympic Bid city.

United States Fight League (USFL)

1. John Frank –President of USFL.
2. One event on May 14, 2016 with 14 bouts
 - a. No injuries.
3. Two additional events set for this year.
4. Dr. John Rodriguez, head of injury study, requests 1000 exposures before publication. Currently there are 500 exposures.

International Kickboxing Federation (IKF)

1. Steve Fossum– unable to attend.
 - a. Jan 31 – June 30 – regulated 30 Kickboxing events in CA.
 - b. Tremendous increase in activity in CA.

Report on American Academy of Neurology Conference

1. EO Andy Foster spoke to doctors at the American Academy of Neurology about combat sports, matchmaking, patterns, and issues relating to athletes.
2. Commissioner Vernon Williams, MD indicated the focus of this year's conference was on combat sports.
 - a. Perspective of experienced regulator like EO Andy Foster gave new insight to doctors about the nature of fighters and fighting.
 - b. Days later, the information EO Andy Foster was still being referenced in discussions.

Upcoming Event Schedule

1. 7/30/2016 – Golden Boy - Fantasy Springs.
2. 8/6/2016 – Roc Nation - Oracle Arena.
3. 8/19/2016 – RFA – Visalia Convention Center.
4. 8/11/2016 – Combate America – Downtown LA.
5. Weekend of 8/25-26/16 – There will be 6 events this weekend.
 - a. Bellator from Honda Center
 - b. Boxing from Honda Center
6. 9/24/16 – ALA Promotions – Stub Hub.
7. ABA Annual Conference: July 30, 2016-August 3, 2016 – EO Andy Foster will be a speaker at the event.
8. Association of Ringside Physicians July 30-31 - EO Andy Foster will be a speaker at the event.

Agenda Item 6 – Subcommittee Updates

Large Event Promotion (Commissioners Shen-Urquidez and Sauter)

Commissioner Shen-Urquidez presenting -

1. Exploration of enticements of Promoters to bring large events to California over states with no income tax.
 - a. Large capacity venues (Rose Bowl, Anaheim Angels Arena, and Dodger Stadium) were surveyed and pamphlets detailing capacity, attendance figures, contact information, and other positive factors are being created. These pamphlets will be distributed to promoters to assist in their decision making process.
 - b. ComScore, a statistical company, is putting together data on demographics and viewership in California.
 - i. Information on potential Hispanic viewership of future boxing events compared between California and Texas – Statistics available upon request.
 1. LA, CA alone has a larger audience than most major Texas cities grouped together.
 - c. State by State - Promoter, Gate, and TV Tax.
 - i. CA – 5% ticket tax with 100,000 cap, PPV – 5% with 35,000 cap.
 - ii. Nevada – 8% ticket tax w no cap.
 - iii. NY – 8.5% ticket tax w no cap, PPV – 3% with 55,000 cap.
 1. New laws in NY requires financial guarantees of \$1,000,000 on each fighter for potential treatment of neurological issues– This is cost prohibitive.
 - iv. Texas – 3% ticket tax with no cap, PPV – lesser of or 3% or \$30,000.
 - d. PPV payment distribution structure.
 - i. PPV receives 50% and promotion receives 50% - BUT – this is only paid out once the PPV Company receives their money. This can cause extreme delays to distribution to athletes.
 - e. Incentives to equalize playing field.
 - i. Working with cities and counties to assist promoters in compensating for the income tax.
 - ii. Branding of CSAC as promoter friendly.
 - iii. Promoters and Investors being brought together to facilitate business.
2. Establishment of CA Belt to promote competition in California.
 - a. Belt is being designed and will go before the Commission for approval.

3. BoxRec has been altered to show the number of rounds an athlete actually competed in their bouts.

Commissioner Vernon Williams, MD presenting -

4. Conference on Neurological Issues.
 - a. Stem for Life and Vatican Foundation.
 - i. Stem Cell research to improve quality of life.
 - ii. Conference proposed 2017 / 2018 on traumatic brain injury and possible uses of Stem Cells to help treat brain injuries.
 - iii. Cedar Cyanide regenerative institute will combine efforts to highlight work done for traumatic brain injury.
 - iv. Leverage Social Capital of Sports.
 1. Interest can be gained by outlining the injuries sports can cause and bringing community together to support research.

Commissioner Luis Ayala proposes consolidating the Large Event Promotion tax and incentive information to allow for quick and succinct dispersal of information to promoters.

Chair John Carvelli – While California cannot offer direct incentives, these indirect incentives, information pamphlets, and research are valuable in attracting large promotions.

5. California has the best run Commission in the country, and this fact alone will entice numerous promotions to work within California.
6. Visit California is being worked with to assist in the production of promotional materials, statistical averages, and other materials.

Officials Training (Commissioners Shen-Urquidez and Ayala)

EO Andy Foster Presenting -

1. Contracting with SportsBoard to provide officials with evaluation tools.
2. Introduction of Judge Peter Polos – CAMO judge and newly appointed CSAC judge.
 - a. Superior Court judge in Orange County (ret).
 - b. 6 years of training with CAMO and John McCarthy's COMMAND course.
 - c. JT Steel - voicing confidence in the abilities of Peter Polos.
3. POD index – officials throughout the entire state have used the tool to score fights.
 - a. One official scored 1690 rounds over the last year.
4. ABC Officials training in Conference in Las Vegas, NV.

Commissioner Martha Shen-Urquidez presenting -

5. SportsBoard – used by NBA, MLB, MLS.
 - a. Interactive evaluation of officials.
 - b. Metrics used to evaluate difficulty of rounds scored – alleviates one problem of POD index.
 - c. Any metric can be set to give a full view of each official.

Chair John Carvelli notes that California's high standards for officials and continued work to improve officials through training is one of the best incentives for large promoters to come to California.

Pension Fund Subcommittee (Commissioner Lehman and Ayala)

EO Andy Foster presenting -

1. Conference call between Commissioner Lehman, Ayala, and EO Andy Foster has led to an action plan.
 - a. Press release by press office.
 - b. Commissioner Ayala did interview with NBC Universo.
 - c. EO Andy Foster gave interview for a Spanish radio in SF on the pension program.
 - d. EO Andy Foster had meeting with Elizabeth Reyes in San Diego to ship gloves with Pension information pamphlets.
 - e. Division of Investigations in DCA is attempting to contact additional eligible boxers.
2. Significant progress has been made in the distribution of pension funds.

Commissioner Luis Ayala presenting -

3. Grass Roots effort to deliver pamphlets to the gyms and training centers.

Agenda Item 7 - Discussion Regarding Kickboxing Regulations

EO Andy Foster Presenting -

1. Kickboxing regulations require an update.
2. Commissioner Martha Shen-Urquidez has reached out to Cory Shaffer of ISKA for assistance.
3. Outline of proposed kickboxing rules is being drafted.
 - a. Available upon request.

Public Comment -

1. John Frank
 - a. Proposes ability to hold Kickboxing in cages to facilitate joint MMA / Kickboxing events.

Agenda Item 8 - Review and approval of proposed regulations to adopt section 610, of Division 2, of Title 4 of the California Code of Regulations - "Headgear"

EO Andy Foster presenting -

Office of Administrative Law approved emergency regulations, but requests specifics of headgear itself be outlined.

- a. Added language - 4(C) – All headgear must be approved by USA amateur boxing or an equivalent organization.

Legal Counsel Spencer Walker proposes motion to approve the new language 4(c) into the regulation.

Commissioner Martha Shen-Urquidez makes the motion.

Commissioner Luis Ayala seconds the motion.

Call for vote – Vote passes 5-0.

Agenda Item 9 - Discussion and possible action regarding formal comment on Assembly Bill- 2007 (McCarty)

Assembly Bill 2007 will establish requirements for sports organizations to report and remove athletes from competition who may be suspected of receiving a concussion during training or competition. It requires a medical examination before return to play is authorized. Further requires annual education on concussions for participants and requires coaches and administrators to successfully complete head injury education course.

Chair John Carvelli – requests discussion and follow-up motion to establish an official Commission position on this Bill.

EO Andy Foster Presenting -

1. CA PTA, AMA for Sports Medicine, Brain Injury Center of CA, Nurses Association of CA, CA Youth Trainers all support this bill.

Commissioner Vernon Williams, MD presenting -

1. Safeguarding from head injury in recreational sports outside of schools is important goal.
2. Fears unintended consequences of this bill:
 - a. How is concussion defined? What constitutes head trauma in non-combat sports vs. in combat sports.
 - i. Arguments could be made that any blow could alter mental state and cause end of the bout.
 - ii. Difficulty because of the language “suspected of having a concussion.”
 - b. Socio-Economic status plays a large role in treatment of concussive injuries.
 - i. Assumption that there are adequate personal and funding in all areas is likely problematic.
 - ii. Inner city groups and coaches are largely volunteers.
 - iii. Difficult to require a coach make medical evaluations, even with training.
 - c. Concussion science is rapidly evolving.
 - i. Changes in protocol and information can happen daily and it is difficult to keep laymen up on the data.
 - d. Legislation of medical evaluations and assessments is incredibly difficult.
 - e. Liability being placed on volunteer coaches could shut down programs.

Commissioner John Frierson asks about waiver forms and concussion information forms

- f. Commissioner Vernon Williams – these forms do exist, but rarely fully inform participants and cannot be seen as a primary safeguard.

Commissioner Martha Shen-Urquidez asks if doctors are required at sporting events.

- g. Commissioner Vernon Williams – not usually. Largely depends on finances. Coaches often must serve multiple roles.

Commissioner Martha Shen-Urquidez raises concern with the term “SUSPECTED” concussion – very nebulous concept.

Commissioner Vernon Williams, MD – concerned with the requirement that return to play be supervised by a “licensed healthcare provider.”

- h. This language may create an unreasonable financial burden on athletes return to play.

Chair John Carvelli proposes organization of ideas and comments from the commission to later be presented to the legislature.

Chair John Carvelli proposes motion to allow EO Andy Foster and the commission to support this bill as amended.

Motion made by Commissioner Martha Shen-Urquidez.

Motion seconded by Commissioner John Frierson.

Call for vote - Vote Passes 5-0.

Agenda Item 4 - Discussion on Appropriate Level of Executive Officer Compensation for the Athletic Commission

Introduction of DCA Personal Officer Ricardo De La Cruz.

Presentation of Department of Consumer Affairs (DCA) Human Resources on Process for Reassessing Salary for Exempt Positions

1. DCA Personal Officer Ricardo De La Cruz presented information relating to the compensation for comparable positions within DCA.
2. Recommendation for report:
 - a. Highlight televised events, revenue generated for CA, high consequence of error for athletes regulated by the commissions, relative position – how many individuals under the direct authority of the EO, high degree of responsibility trusted to temporary employees.
3. Recommends Salary between level L and H.
4. Length of time between salary increases is an issue.
 - a. Requirements have grown for the position over time and duties and responsibilities require additional compensation.

Chair John Carvelli –

5. Outline of unique requirements of the EO.
 - a. EO in California oversees only State sponsored pension fund other than CalPERS and neurological fund.
 - b. EO is arbitrator of legal matters.
6. In addition to the temporary state employees and full time state employees, EO is in charge of training and management of licensees
7. State by State comparison shows that California is one of the largest states for running fights, but the California EO has a lower relative compensation (supported by information provided by Commissioner Martha Shen-Urquidez).

Commissioner John Frierson – expresses confidence in EO Andy Foster and support of his actions and leadership.

Promoter and member of the public Roy Englebrecht voices support for the work that EO Andy Foster has done.

Recommendation to Increase Executive Officer Salary (Action)

Motion called by Commissioner John Frierson to increase EO compensation to Level H.

Motion seconded by Commissioner Luis Ayala.

Call for vote - Vote passes 5-0.

Once Commission submits recommendation of an exempt level and substantiation and documentation supporting the recommendation, the DCA meets with the administration and reviews the recommendations.

Agenda Item 10 - Business and Professions Code section 18640.5 requires the Commission to invite stakeholder testimony at Commission meetings in order to identify actions that may lead to greater opportunities for licensees to participate in major professional boxing contests.

No Comment.

Agenda Item 11 - Public comment on items not on the agenda (The Commission may not discuss or take action on any matter raised during this public comment section, except to decide whether to place the matter on the agenda of a future meeting pursuant to Government Code §§ 11125, 11125.7(a))

No Comment.

Agenda Item 12. Next Meeting Scheduled for the week of September 19, in Los Angeles, CA
Proposed meeting on Friday, September 23, 2016.

13. ADJOURNMENT

Meeting Adjourned 1:28pm.

AGENDA ITEM

#4



MEMORANDUM

DATE	October 18, 2016
TO	Commissioners California State Athletic Commission
FROM	Andy Foster, Executive Officer California State Athletic Commission
SUBJECT	Agenda Item # 4b – Recognition of K2 Promotions for providing greater opportunities for CSAC licensees to participate in major professional boxing contests.

K2 Promotions, a Los Angeles based boxing promoter licensed by the California State Athletic Commission, promotes many high profile boxers including current and former world champions Vitali and Wladimir Klitschko, Gennady "GGG" Golovkin, and "Chocolatito" Roman Gonzalez. K2 Promotions frequently and repeatedly holds major boxing events in the Los Angeles area that are televised worldwide and have brought credit to the State while making a positive economic impact to the California economy. These events have allowed greater opportunities for California licensees to participate in major professional boxing contests in California.

Just in the past 2 years, K2 Promotions promoted Golovkin vs. Rubio at the Stub Hub Center in Carson, Golovkin vs. Monroe Jr., Golovkin vs. Wade, and Gonzalez vs. Cuadras all at the Fabulous Forum in Inglewood. One example of the positive impact to our CA economy is that ticket sales alone for these events generated approximately \$3 Million dollars. Additional revenues are generated from television contracts, concessions and promotional items. Perhaps it is most significant that K2 Promotions has demonstrated a commitment to California boxing fans---the best in the world---and we know they are planning to hold many more high profile events in California.

Accordingly, to show our (CSAC's) appreciation to K2 Promotions for holding their events in California and in the spirit of Business and Professions Code 18640.5, Chairman Carvelli has requested that the Commission recognize K2.

CERTIFICATE OF APPRECIATION

In recognition of K2 Promotions for continually choosing the Los Angeles area as the site of many large boxing events that are televised around the world.

Your dedication to California and its boxing fans has brought a positive impact to the State's economy. Thank you for your dedication and for helping make California a world-class boxing destination.



John Carvelli, Chair

Andy Foster, Executive Officer



AGENDA ITEM

#5



MEMORANDUM

DATE	October 18, 2016
TO	Commissioners , California State Athletic Commission
FROM	Andy Foster, Executive Officer California State Athletic Commission
SUBJECT	Agenda Item #5 - Executive Officer's Report

A. Budget Update

The Commission's current revenue to the support fund for FY 16-17 is \$369,591.01 (based on the current deposit)

The current fund balance for the Athletic Commission support fund is \$1,159,624. Please see attachment for more details.

B. Neurological Fund Update

Neurological Fund Budget Update- \$4,180.28 has been deposited so far this fiscal year. The fund balance for the Boxers Neurological examination account is \$621,000 as of July 1st of this year. Please see attachment for a more details.

C. Pension Fund Update

Pension Fund Budget Update - \$80,846.88 has been deposited so far this fiscal year. \$50,000 of this was from the investment account to facilitate boxer pension payouts. The fund balance for the Boxer Pension fund investment account is \$5,199,886.13 as of August 31st of this year. Please see attachments for more details.

Commission staff is still working to facilitate Boxer Pension claims. We have officials and inspectors putting materials into the local gyms in the State, as well as making the program available at the weigh in for sign up. We are continuing to work with Cleto Reyes to help us identify possible claimants. As of today, the Commission has distributed \$251,542 this calendar year. Please see attachment 5C.

D. Report on Pending and Proposed Regulations and Legislation

1. Headgear – The Rulemaking file was published by OAL on 7/29/16 and a public hearing was held on 9/12/16. The Final Rulemaking File was submitted to DCA and Agency for approval on 10/7/16.

2. Examination of Boxer Applicants and Neurological Assessment - The Rulemaking file was published by OAL on 8/12/16 and a public hearing was held on 9/26/16. Sophia Cornejo plans to submit the Final Rulemaking File to DCA the by the end of the month.
3. Payment to Contestants - The Rulemaking file was published by OAL on 8/12/16 and a public hearing was held on 9/26/16. Sophia Cornejo plans to submit the Final Rulemaking File to DCA the by the end of the month.
4. Weighing Time, Time for Physical Examinations, and Dehydration and Rehydration - The Rulemaking file was published by OAL on 7/29/16 and a public hearing was held on 9/12/16. Sophia Cornejo plans to submit the Final Rulemaking File to DCA the by the end of the month.
5. Definitions, Prohibited Substances and Methods, Therapeutic Use Exemptions, Transgender Athletes – This Rulemaking was approved by the Office of Administrative Law (OAL) on August 4, 2016, and will be effective on January 1, 2017.

E. Status Update on Delegated Entities

I have had numerous conversations with the delegated entities regarding A.B. 2007 and the plans for compliance and implementation. All of the delegated entities plan to use the CDC Heads Up! Concussion in Youth Sports online webinar and printable materials for the athletes and youth coaches. The link to the website can be found below.

<http://www.cdc.gov/headsup/youthsports/>

- CAMO Report - See attachment.
- USA Boxing Report - See attachment.
- USFL Report - See attachment.
- IKF Report - See attachment.

F. Report on UCLA Neurotrauma Symposium

I was asked to be the dinner speaker at the UCLA Neurotrauma Symposium to discuss combat sports in Sonoma, CA on September 18th. I spoke about the history of Combat Sports in CA, the licensing process of CSAC, the matchmaking and bout approval process, the regulation of the events, the catastrophic incident plan, and the evacuation protocols. The Physicians had many great questions and I enjoyed the experience.

G. CSAC Sports Concussion Management Protocol

The C3 Logix system contract is finalized. I have consulted with Frank Carruba from the C3 Logix company and we are planning to roll out the system in late November or early December. I am checking dates to begin scheduling training and hope to have some solid estimates on the percentage of athletes we hope to baseline test in FY 16-17. Obviously the baseline is critical for the program to work. As we get the program up and running, I will be able to report back and give a better estimate on when the Commission can expect 100% of the athletes to have the baseline testing completed. I should know more after we do baseline testing at several events.

H. Upcoming Event Schedule

I would direct your attention to the following shows.

- Thompson Boxing and Banner Promotions is promoting a ShoBox Card in Corona on November 4th.
- Bellator MMA is promoting a major "Tentpole" event at the SAP Center in San Jose on November 19th.
- Top Rank is promoting a major boxing card at the Savemart Center in Fresno on December 2nd.
- Golden Boy is promoting a Boxing Latino card at Fantasy Springs in Indio on December 16th and a Boxing After Dark at the Fabulous Forum in Inglewood on December 17th.
- The Ultimate Fighting Championship is promoting a UFC on Fox show at the new Golden One Center in Sacramento on December 17th.

I. Update on CSAC Education Video and Brochures

The CSAC education video regarding concussions, dehydration, and MMA officiating is almost finished and will be ready to show the Commission by the next Commission meeting.

The Concussion awareness and management flyers, pocket guides, and wallet cards are almost finished and should be available for distribution to the stakeholders by early November.

ATHLETIC COMMISSION FY 2016-17 EXPENDITURE PLANNING VS ACTUAL SPENDING

Updated with FM02 Calstars

16-17 Budget Act	ACTUAL	ACTUAL	PROJECTED	PROJECTED	PROJECTED	PROJECTED	PROJECTED	PROJECTED	PROJECTED	PROJECTED	PROJECTED	PROJECTED	PROJECTED	PROJECTED	ACTUAL	YTD Exp. +	Average
	July	August	September	October	November	December	January	February	March	April	May	June	Expenditure	Expenditure	Encumbrance	Monthly	
PERSONAL SERVICES:																	
Civil Service-Perm	325,000	\$ 25,933	\$ 21,579	\$ 23,756	\$ 23,756	\$ 23,756	\$ 23,756	\$ 23,756	\$ 23,756	\$ 23,756	\$ 23,756	\$ 23,756	\$ 23,756	\$ 285,072	\$ 47,512	\$ 47,512	\$ 23,756
Statutory-Exempt (EO)	85,000	\$ 8,061	\$ 8,061	\$ 8,061	\$ 8,061	\$ 8,061	\$ 8,061	\$ 8,061	\$ 8,061	\$ 8,061	\$ 8,061	\$ 8,061	\$ 8,061	\$ 96,732	\$ 16,122	\$ 16,122	\$ 8,061
Athletic Inspectors	243,000	\$ -	\$ 21,699	\$ 24,830	\$ 24,830	\$ 24,830	\$ 24,830	\$ 24,830	\$ 24,830	\$ 24,830	\$ 24,830	\$ 24,830	\$ 24,830	\$ 270,000	\$ 21,699	\$ 21,699	\$ 10,850
Board/Commission	4,000	\$ -	\$ 400	\$ 210	\$ 210	\$ 210	\$ 210	\$ 210	\$ 210	\$ 210	\$ 210	\$ 210	\$ 210	\$ 2,500	\$ 400	\$ 400	\$ 200
Temporary Help	-	\$ -	\$ -	\$ 2,000	\$ 2,000	\$ 2,000	\$ 2,000	\$ 2,000	\$ 2,000	\$ 2,000	\$ 2,000	\$ 2,000	\$ 2,000	\$ 20,000	\$ -	\$ -	\$ -
Overtime	-	\$ -	\$ -	\$ 130	\$ 130	\$ 130	\$ 130	\$ 130	\$ 130	\$ 130	\$ 130	\$ 130	\$ 130	\$ 1,300	\$ -	\$ -	\$ -
Staff Benefits	266,000	\$ 20,861	\$ 19,727	\$ 20,294	\$ 20,294	\$ 20,294	\$ 20,294	\$ 20,294	\$ 20,294	\$ 20,294	\$ 20,294	\$ 20,294	\$ 20,294	\$ 243,528	\$ 40,588	\$ 40,588	\$ 20,294
TOTAL, PERSONAL SERVICES	923,000	\$ 54,855	\$ 71,466	\$ 79,281	\$ 79,281	\$ 79,281	\$ 79,281	\$ 79,281	\$ 79,281	\$ 79,281	\$ 79,281	\$ 79,281	\$ 79,281	\$ 919,132	\$ 126,321	\$ 126,321	\$ 63,161
OPERATING EXPENSE AND EQUIPMENT																	
Fingerprints	-	\$ -	\$ -	\$ -	\$ -	\$ -	\$ -	\$ -	\$ -	\$ -	\$ -	\$ -	\$ -	\$ -	\$ -	\$ -	\$ -
General Expense	30,000	\$ 741	\$ 1,375	\$ 2,584	\$ 2,584	\$ 2,584	\$ 2,584	\$ 2,584	\$ 2,584	\$ 2,584	\$ 2,584	\$ 2,584	\$ 2,584	\$ 27,960	\$ 2,116	\$ 2,330	\$ 1,165
Printing	11,000	\$ -	\$ -	\$ -	\$ -	\$ -	\$ -	\$ -	\$ -	\$ -	\$ -	\$ -	\$ -	\$ -	\$ -	\$ -	\$ -
Communication	11,000	\$ -	\$ -	\$ -	\$ -	\$ -	\$ -	\$ -	\$ -	\$ -	\$ -	\$ -	\$ -	\$ -	\$ -	\$ -	\$ -
Postage	10,000	\$ 95	\$ 140	\$ 259	\$ 259	\$ 259	\$ 259	\$ 259	\$ 259	\$ 259	\$ 259	\$ 259	\$ 259	\$ 2,820	\$ 235	\$ 235	\$ 118
Travel In State	129,000	\$ -	\$ 1,909	\$ 14,809	\$ 14,809	\$ 14,809	\$ 14,809	\$ 14,809	\$ 14,809	\$ 14,809	\$ 14,809	\$ 14,809	\$ 14,809	\$ 150,000	\$ 1,909	\$ 1,909	\$ 955
Travel Out of State	-	\$ -	\$ -	\$ -	\$ -	\$ -	\$ -	\$ -	\$ -	\$ -	\$ -	\$ -	\$ -	\$ -	\$ -	\$ -	\$ -
Training	6,000	\$ -	\$ -	\$ -	\$ -	\$ -	\$ -	\$ -	\$ -	\$ -	\$ -	\$ -	\$ -	\$ -	\$ -	\$ -	\$ -
Facilities Operations	63,000	\$ 5,270	\$ 5,270	\$ 5,270	\$ 5,270	\$ 5,270	\$ 5,270	\$ 5,270	\$ 5,270	\$ 5,270	\$ 5,270	\$ 5,270	\$ 5,270	\$ 63,242	\$ 10,540	\$ 63,242	\$ 31,621
C/P Services - Internal	25,000	\$ -	\$ -	\$ -	\$ -	\$ -	\$ -	\$ -	\$ -	\$ -	\$ -	\$ -	\$ -	\$ -	\$ -	\$ -	\$ -
C/P Services - External	59,000	\$ -	\$ -	\$ 8,000	\$ 8,000	\$ 8,000	\$ 8,000	\$ 8,000	\$ 8,000	\$ 8,000	\$ 8,000	\$ 8,000	\$ 8,000	\$ 80,000	\$ -	\$ -	\$ -
DCA Pro Rata	221,000	\$ 18,166	\$ 18,166	\$ 18,467	\$ 18,467	\$ 18,467	\$ 18,467	\$ 18,467	\$ 18,467	\$ 18,467	\$ 18,467	\$ 18,467	\$ 18,467	\$ 221,000	\$ 36,332	\$ 36,332	\$ 18,166
DEPARTMENTAL SERVICES																	
DP Maintenance & Supplies	1,000	\$ -	\$ -	\$ 750	\$ 750	\$ 750	\$ 750	\$ 750	\$ 750	\$ 750	\$ 750	\$ 750	\$ 750	\$ 7,500	\$ -	\$ 1,589	\$ 795
Central (State) Adm Pro Rata	78,000	\$ -	\$ -	\$ 7,800	\$ 7,800	\$ 7,800	\$ 7,800	\$ 7,800	\$ 7,800	\$ 7,800	\$ 7,800	\$ 7,800	\$ 7,800	\$ 78,000	\$ -	\$ -	\$ -
Other Items of Expense	9,000	\$ -	\$ -	\$ -	\$ -	\$ -	\$ -	\$ -	\$ -	\$ -	\$ -	\$ -	\$ -	\$ -	\$ -	\$ -	\$ -
ENFORCEMENT																	
Attorney General	76,000	\$ -	\$ -	\$ 7,600	\$ 7,600	\$ 7,600	\$ 7,600	\$ 7,600	\$ 7,600	\$ 7,600	\$ 7,600	\$ 7,600	\$ 7,600	\$ 76,000	\$ -	\$ -	\$ -
DO! Pro Rata	6,000	\$ 500	\$ 500	\$ 500	\$ 500	\$ 500	\$ 500	\$ 500	\$ 500	\$ 500	\$ 500	\$ 500	\$ 500	\$ 6,000	\$ 1,000	\$ 1,000	\$ 500
Major Equipment	11,000	\$ -	\$ -	\$ 1,100	\$ 1,100	\$ 1,100	\$ 1,100	\$ 1,100	\$ 1,100	\$ 1,100	\$ 1,100	\$ 1,100	\$ 1,100	\$ 11,000	\$ -	\$ -	\$ -
Minor Equipment	-	\$ -	\$ -	\$ -	\$ -	\$ -	\$ -	\$ -	\$ -	\$ -	\$ -	\$ -	\$ -	\$ -	\$ -	\$ -	\$ -
TOTALS, OE&E	746,000	\$ 24,772	\$ 27,360	\$ 67,139	\$ 67,139	\$ 67,139	\$ 67,139	\$ 67,139	\$ 67,139	\$ 67,139	\$ 67,139	\$ 67,139	\$ 67,139	\$ 723,522	\$ 52,132	\$ 106,637	\$ 53,319
TOTAL EXPENSE	1,669,000	\$ 79,627	\$ 98,826	\$ 146,420	\$ 146,420	\$ 146,420	\$ 146,420	\$ 146,420	\$ 146,420	\$ 146,420	\$ 146,420	\$ 146,420	\$ 146,420	\$ 1,642,654	\$ 178,453	\$ 232,958	\$ 116,479

Athletic Commission Fund Revenue

Fund 0326

Updated with Revenue Info from Calstars

	Projected Revenue	Actual Revenue*	YTD Difference
CY 2016-17			
July	\$ 145,917	\$ 91,980	\$ -53,937
August	\$ 145,917	\$ 200,167	\$ 54,250
September	\$ 145,917		
October	\$ 145,917		
November	\$ 145,917		
December	\$ 145,917		
January	\$ 145,917		
February	\$ 145,917		
March	\$ 145,917		
April	\$ 145,917		
May	\$ 145,917		
June	\$ 145,917		
FM 13			
FY 2015-16 Total	\$ 1,751,000	\$ 292,147	\$ 314

* Actual Revenue based on monthly Calstars reports and includes processing lags

Athletic Commission Expenditures

Fund 0326

Updated with Expenditure Info from Calstars

	Projected Expenditures	Actual Expenditures	YTD Difference
CY 2016-17			
July	\$ 139,083	\$ 79,627	\$ -59,456
August	\$ 139,083	\$ 98,826	\$ -40,257
September	\$ 139,083		
October	\$ 139,083		
November	\$ 139,083		
December	\$ 139,083		
January	\$ 139,083		
February	\$ 139,083		
March	\$ 139,083		
April	\$ 139,083		
May	\$ 139,083		
June	\$ 139,083		
FM 13			
FY 2015-16 Total	\$ 1,669,000	\$ 178,453	\$ -99,714

FY 14-15 Actual Cashflow of Athletic Commission Fund

Fund 0326

Based on Monthly Calstars Reports

	Revenue	Expenditures	Balance	Comments
CY 2016-17				
Beginning balance:			\$ 1,045,930	FY 2015-16 Closing Balance
July	\$ 91,980	\$ 79,627	\$ 1,058,283	Actual Revenue and Expenditures based on FM01 Calstars
August	\$ 200,167	\$ 98,826	\$ 1,159,624	Actual Revenue and Expenditures based on FM02 Calstars
September	\$ -	\$ -		Actual Revenue and Expenditures based on FM03 Calstars
October	\$ -	\$ -		Actual Revenue and Expenditures based on FM04 Calstars
November	\$ -	\$ -		Actual Revenue and Expenditures based on FM05 Calstars
December	\$ -	\$ -		Actual Revenue and Expenditures based on FM06 Calstars
January	\$ -	\$ -		Actual Revenue and Expenditures based on FM07 Calstars
February	\$ -	\$ -		Actual Revenue and Expenditures based on FM08 Calstars
March	\$ -	\$ -		Actual Revenue and Expenditures based on FM09 Calstars
April	\$ -	\$ -		Actual Revenue and Expenditures based on FM10 Calstars
May	\$ -	\$ -		Actual Revenue and Expenditures based on FM11 Calstars
June	\$ -	\$ -		Actual Revenue and Expenditures based on FM12 Calstars
FM 13	\$ -	\$ -		Actual Revenue and Expenditures based on FM13 Calstars
FY 2015-16 Total	\$ 292,147	\$ 178,453		

Athletic Commission
 Attn: Andy Foster
 2005 Evergreen St., Suite 2010
 0910, 0920, 0930



Fiscal Operations CALSTARS

AFFAIRS

California State Accounting and Reporting System

<p><u>This month's reports include:</u></p> <ul style="list-style-type: none"> • August 2016 – FM02 Management (Budget & Expenditure) report. • August 2016 – FM02 Encumbrance reports • August 2016 – FM02 History reports (CALSTARS H09) supporting the current month expenditures by object code summarized on the Management Budget and Expenditure Report. • August 2016 – FM02 Revenue reports (CALSTARS Q24), if you are a revenue-generating program. 	<p><u>OAS/Fiscal Operations</u> Janice Shintaku-Enkoji Fiscal Officer 574-7173</p> <p><u>Budget Office</u> Taylor Schick Budget Officer 574-7177</p> <p>Marina O'Connor 574-7146 Robert delosReyes 574-7166</p> <p><u>Accounting Office</u> Kathy Berreth, AAll 574-7170</p> <p><u>Accounts Payable</u> Pam Watkins 574-7157</p>	<p><u>Fee Changes/New Revenue Account Codes</u></p> <p>Chartered legislation or approved regulations establishing new, increased, or decreased fees may require the setup of assigned revenue account codes in CALSTARS for the DCA's legacy systems (CAS and ATS), or BreZE.</p> <p>You may submit your request using the Add, Change or Delete Form on the Intranet: http://inside.dca.ca.gov/offices/oas/accounting/code_change.pdf.</p> <p>Please forward a signed copy along with the supporting documentation to the Accounts Receivable/Revenue Unit (ARRU) for processing.</p>
<p>If you have any questions or concerns about lag times on specific expenditure line items or loading FY2016/17 budget plan, please contact your assigned Budget Office Analyst.</p> <p><u>Report Distribution</u></p> <p>Please notify the CALSTARS Unit staff when there is a change in staff that is to receive the monthly management reports or that you are moving to a new location.</p> <p><u>Boards</u></p> <p>Lori Moore 574-7120 Lori.moore@dca.ca.gov</p> <p><u>Bureaus/Divisions</u></p> <p>Dee Ann Mahoney 574-7124 Deeann.mahoney@dca.ca.gov</p>	<p><u>Travel Unit</u> Tommy Tagawa 574-7104</p> <p><u>General Ledger</u> Dean SooHoo 574-7130</p> <p><u>Central Cashiering Unit</u> Jim Rosenberger 574-7185</p> <p>Pam Hauschild, AAll 574-7107</p> <p><u>CALSTARS Unit</u> Mary Woo 574-7121</p> <p><u>AR/Revenue Unit</u> Cynthia Rust 574-7111</p>	<p><u>Revenue Report Corrections</u></p> <p>Please review your CALSTARS Q24 Receipt Reports and notify the Accounts Receivable/Revenue Unit (ARRU) staff should you have any inquiries in regard to the amounts posted.</p> <p>Cleofe Mabalot 574-7302 Cleofe.mabalot@dca.ca.gov</p> <p>Meuy (May) Saechao 574-7762 Meuy.saechao@dca.ca.gov</p>

DEPARTMENT OF CONSUMER AFFAIRS

RUN DATE 8/13/2016

BUDGET REPORT

Page 33 of 318

09 CA STATE ATHLETIC COMMISSION
 10 ATHLETIC COMMISSION
 00
 00
 0910 ATHLETIC COMMISSION

AS OF 8/31/2016

FM 02

	BUDGET	CURR. MONTH	YTD	ENCUMBRANCE	YTD + ENCUMBRANC	BALANCE
PERSONAL SERVICES						
SALARIES AND WAGES						
003 00 CIVIL SERVICE-PERM	0	21,579	47,512	0	47,512	-47,512
033 02 ATH INSP MSC 906,9	0	21,699	21,699	0	21,699	-21,699
063 00 STATUTORY-EXEMPT	0	8,061	16,122	0	16,122	-16,122
063 01 BD/COMMSN (901,920	0	400	400	0	400	-400
SALARIES AND WAGES	0	51,740	85,734	0	85,734	-85,734
STAFF BENEFITS						
103 00 OASDI	0	2,315	4,335	0	4,335	-4,335
104 00 DENTAL INSURANCE	0	77	342	0	342	-342
105 00 HEALTH/WELFARE INS	0	2,613	8,175	0	8,175	-8,175
106 01 RETIREMENT	0	10,189	19,275	0	19,275	-19,275
125 15 SCIF ALLOCATION CO	0	302	302	0	302	-302
134 00 OTHER-STAFF BENEFIT	0	3,486	6,880	0	6,880	-6,880
135 00 LIFE INSURANCE	0	11	21	0	21	-21
136 00 VISION CARE	0	35	86	0	86	-86
137 00 MEDICARE TAXATION	0	700	1,172	0	1,172	-1,172
STAFF BENEFITS	0	19,727	40,588	0	40,588	-40,588
PERSONAL SERVICES	0	71,466	126,322	0	126,322	-126,322
OPERATING EXPENSES & EQUIPMENT						
GENERAL EXPENSE						
206 00 MISC OFFICE SUPPLI	0	828	828	214	1,042	-1,042
207 00 FREIGHT & DRAYAGE	0	546	1,288	0	1,288	-1,288
GENERAL EXPENSE	0	1,375	2,116	214	2,330	-2,330
POSTAGE						
263 05 DCA POSTAGE ALLO	0	140	235	0	235	-235
POSTAGE	0	140	235	0	235	-235

DEPARTMENT OF CONSUMER AFFAIRS

RUN DATE 8/13/2016

BUDGET REPORT

Page 34 of 318

09 CA STATE ATHLETIC COMMISSION
 10 ATHLETIC COMMISSION
 00
 00
 0910 ATHLETIC COMMISSION

AS OF 8/31/2016

FM 02

		BUDGET	CURR. MONTH	YTD	ENCUMBRANCE	YTD + ENCUMBRANC	BALANCE
TRAVEL: IN-STATE							
294 00	COMMERCIAL AIR-I/S	0	1,302	1,302	0	1,302	-1,302
297 00	RENTAL CAR-I/S	0	574	574	0	574	-574
305 00	MGMT/TRANS FEE-I/S	0	33	33	0	33	-33
	TRAVEL: IN-STATE	0	1,909	1,909	0	1,909	-1,909
FACILITIES OPERATIONS							
343 00	RENT-BLDG/GRND(NON	0	5,270	10,540	52,702	63,242	-63,242
	FACILITIES OPERATIONS	0	5,270	10,540	52,702	63,242	-63,242
DEPARTMENTAL SERVICES							
424 03	OIS PRO RATA	0	6,417	12,834	0	12,834	-12,834
427 00	INDIRECT DISTRB CO	0	10,083	20,166	0	20,166	-20,166
427 30	DOI - ISU PRO RATA	0	250	500	0	500	-500
427 34	COMMUNICATIONS PRO	0	1,333	2,666	0	2,666	-2,666
427 35	PPRD PRO RATA	0	83	166	0	166	-166
	DEPARTMENTAL SERVICES	0	18,166	36,332	0	36,332	-36,332
DATA PROCESSING							
435 00	NOC-SERV-IT (SECUR	0	0	0	1,589	1,589	-1,589
	DATA PROCESSING	0	0	0	1,589	1,589	-1,589
ENFORCEMENT							
427 31	DOI-INVESTIGATIO	0	500	1,000	0	1,000	-1,000
	ENFORCEMENT	0	500	1,000	0	1,000	-1,000
	OPERATING EXPENSES & EQUIPMENT	0	27,360	52,133	54,504	106,637	-106,637
	TOTAL EXPENDITURE	0	98,826	178,455	54,504	232,959	-232,959
ATHLETIC COMMISSION		0	98,826	178,455	54,504	232,959	-232,959

DEPARTMENT OF CONSUMER AFFAIRS

RUN DATE 11/13/2016

BUDGET REPORT

Page 35 of 318

AS OF 8/31/2016

FM 02

09 CA STATE ATHLETIC COMMISSION
 20 BOXERS NEUROLOGICAL ACCOUNT
 00
 00
 0920 BOXERS NEUROLOGICAL ACCOUNT

	BUDGET	CURR. MONTH	YTD	ENCUMBRANCE	YTD + ENCUMBRANC	BALANCE
PERSONAL SERVICES						
STAFF BENEFITS						
125 15 SCIF ALLOCATION CO	0	7	7	0	7	-7
STAFF BENEFITS	0	7	7	0	7	-7
PERSONAL SERVICES	0	7	7	0	7	-7
TOTAL EXPENDITURE	0	7	7	0	7	-7
BOXERS NEUROLOGICAL ACCOUNT	0	7	7	0	7	-7

DEPARTMENT OF CONSUMER AFFAIRS

RUN DATE 11/13/2016

BUDGET REPORT

Page 36 of 318

09 CA STATE ATHLETIC COMMISSION
 30 BOXERS PENSION FUND
 00
 00
 0930 BOXERS PENSION FUND

AS OF 8/31/2016
 FM 02

	BUDGET	CURR. MONTH	YTD	ENCUMBRANCE	YTD + ENCUMBRANC	BALANCE
PERSONAL SERVICES						
SALARIES AND WAGES						
003 00 CIVIL SERVICE-PERM	0	6,676	6,676	0	6,676	-6,676
SALARIES AND WAGES	0	6,676	6,676	0	6,676	-6,676
STAFF BENEFITS						
103 00 OASDI	0	375	375	0	375	-375
104 00 DENTAL INSURANCE	0	188	188	0	188	-188
105 00 HEALTH/WELFARE INS	0	2,949	2,949	0	2,949	-2,949
106 01 RETIREMENT	0	1,784	1,784	0	1,784	-1,784
125 15 SCIF ALLOCATION CO	0	4	4	0	4	-4
134 00 OTHER-STAFF BENEFI	0	3	3	0	3	-3
136 00 VISION CARE	0	17	17	0	17	-17
137 00 MEDICARE TAXATION	0	88	88	0	88	-88
STAFF BENEFITS	0	5,409	5,409	0	5,409	-5,409
PERSONAL SERVICES	0	12,085	12,085	0	12,085	-12,085
OPERATING EXPENSES & EQUIPMENT						
DEPARTMENTAL SERVICES						
424 03 OIS PRO RATA	0	250	500	0	500	-500
427 00 INDIRECT DISTRB CO	0	500	1,000	0	1,000	-1,000
DEPARTMENTAL SERVICES	0	750	1,500	0	1,500	-1,500
OPERATING EXPENSES & EQUIPMENT	0	750	1,500	0	1,500	-1,500
TOTAL EXPENDITURE	0	12,835	13,585	0	13,585	-13,585
BOXERS PENSION FUND	0	12,835	13,585	0	13,585	-13,585

DEPARTMENT OF CONSUMER AFFAIRS
ENCUMBRANCE REPORT

RUN DATE 9/ 016

Page 14 of 150

AS OF 8/31/2016

FM 02

09

0910 ATHLETIC COMMISSION

DOCUMENT	VENDOR	ORIGINAL AMT	ADJUSTMENT	LIQUIDATION	BALANCE
GENERAL EXPENSE					
206	P0000010-73 0000020110 00 PRISON INDUSTRIES	213.60	0.00	0.00	213.60
TOTAL	GENERAL EXPENSE				213.60
FACILITIES OPERATIONS					
343	2367-007-20 0000076245 00 WESTCORE WEST SAC	63,242.28	0.00	-10,540.38	52,701.90
TOTAL	FACILITIES OPERATIONS				52,701.90
DATA PROCESSING					
435	REQ00155-68 0000075581 00 POD INDEX LLC	1,588.54	0.00	0.00	1,588.54
TOTAL	DATA PROCESSING				1,588.54
ATHLETIC COMMISSION					54,504.04

CSTARH09 1111 (DEST: A1 CAL2) PM,C,6,5,4,0,
 FISCAL MONTH: 02 AUGUST 6(INDEX) 5(PCA) 4(AGYOBJ) 0(NOFUND) FUND(ALL) GL(ALL)
 DEPT OF CONSUMER AFFAIRS, REG BDS, BUR, DIVISIONS
 HISTORY FILE EXPENDITURE RECORDS SUPPORTING THE Q12 REPORT
 AS OF 08/31/16

***** RUN:09/13/16 TIME:18.24

***** PAGE 46

FFY: 16
 INDEX: 09-10-00-00-0910 ATHLETIC COMMISSION

 PG EL CMP TSK PCA DESCRIPTION C OB OD AO DESCRIPTION

INVOICE	DOC DATE	REF DOC	SX CUR	DOC SX	CLAIM NO	BATCH	HDR PR	DATE	TC	R	VENDOR NAME	CUR MONTH EXP
*TOTAL AGENCY OBJECT 00 HEALTH/WELFARE INS												2,613.01
09 10 000 000 09326		STATE	ATHLETIC	COMMISSION	1 03	106 01	RETIREMENT					
LABOR DISTRIB				CL01008800		160901LG						655.03-
LABOR DISTRIB				CL01009000		160901LG						26.73
LABOR DISTRIB				CL01010700		160901LG						957.35
LABOR DISTRIB				CL01011700		160901LG						1,309.17
LABOR DISTRIB				CL01014700		160901LG						8,550.55
*TOTAL AGENCY OBJECT 01 RETIREMENT												10,188.77
09 10 000 000 09326		STATE	ATHLETIC	COMMISSION	1 03	125 15	SCIF ALLOCATION COST					
				SCIF2016DJ		16091308028	09/13/16	242				302.00
*TOTAL AGENCY OBJECT 15 SCIF ALLOCATION COST												302.00
09 10 000 000 09326		STATE	ATHLETIC	COMMISSION	1 03	134 00	OTHER-STAFF BENEFITS					
LABOR DISTRIB				CL01008800		160901LG						1.69-
LABOR DISTRIB				CL01011700		160901LG						10.33
LABOR DISTRIB				CL01014700		160901LG						3,391.83
	08/05/16			CLA0000270		16090907030	09/12/16	242				85.86
*TOTAL AGENCY OBJECT 00 OTHER-STAFF BENEFITS												3,486.33
09 10 000 000 09326		STATE	ATHLETIC	COMMISSION	1 03	135 00	LIFE INSURANCE					
LABOR DISTRIB				CL01014700		160901LG						10.58
*TOTAL AGENCY OBJECT 00 LIFE INSURANCE												10.58
09 10 000 000 09326		STATE	ATHLETIC	COMMISSION	1 03	136 00	VISION CARE					
LABOR DISTRIB				CL01008800		160901LG						8.64-
LABOR DISTRIB				CL01014700		160901LG						43.20
*TOTAL AGENCY OBJECT 00 VISION CARE												34.56
09 10 000 000 09326		STATE	ATHLETIC	COMMISSION	1 03	137 00	MEDICARE TAXATION					
LABOR DISTRIB				CL01008200		160901LG						5.80
LABOR DISTRIB				CL01008800		160901LG						31.02-
LABOR DISTRIB				CL01009000		160901LG						1.45
LABOR DISTRIB				CL01010700		160901LG						117.00
LABOR DISTRIB				CL01011700		160901LG						148.21
LABOR DISTRIB				CL01014700		160901LG						447.98

CSTARH09 1111 (DEST: A1 CAL2) PM,C,6,5,4,0,
 FISCAL MONTH: 02 AUGUST 6(INDEX) 5(PCA) 4(AGYOBJ) 0(NOFUND) FUND(ALL) GL(ALL)
 DEPT OF CONSUMER AFFAIRS, REG BDS, BUR, DIVISIONS
 HISTORY FILE EXPENDITURE RECORDS SUPPORTING THE Q12 REPORT
 AS OF 08/31/16

***** RUN:09/13/16 TIME:18.24

***** PAGE 48

FFY: 16
 INDEX: 09-10-00-00-00-0910 ATHLETIC COMMISSION

 PG EL CMP TSK PCA DESCRIPTION C OB OD AO DESCRIPTION

INVOICE	DOC DATE	REF DOC	SX CUR	DOC SX	CLAIM NO	BATCH	HDR PR	DATE	TC	R	VENDOR NAME	CUR MONTH EXP
*TOTAL AGENCY OBJECT 03 OIS PRO RATA												6,417.00
09 10 000 000	09326	STATE ATHLETIC COMMISSION	3 27	427 00	INDIRECT DISTRB COST	16090908018	09/09/16	242				10,083.00
AUGUST 2016		PRORATA-16										
*TOTAL AGENCY OBJECT 00 INDIRECT DISTRB COST												10,083.00
09 10 000 000	09326	STATE ATHLETIC COMMISSION	3 27	427 30	DOI - ISU PRO RATA	16090908019	09/09/16	242				250.00
AUGUST 2016		PRORATA-16										
*TOTAL AGENCY OBJECT 30 DOI - ISU PRO RATA												250.00
09 10 000 000	09326	STATE ATHLETIC COMMISSION	3 27	427 31	DOI - INVESTIGATION	16090908020	09/09/16	242				500.00
AUGUST 2016		PRORATA-16										
*TOTAL AGENCY OBJECT 31 DOI - INVESTIGATION												500.00
09 10 000 000	09326	STATE ATHLETIC COMMISSION	3 27	427 34	COMMUNICATIONS PRO RATA	16090908021	09/09/16	242				1,333.00
AUGUST 2016		PRORATA-16										
*TOTAL AGENCY OBJECT 34 COMMUNICATIONS PRO RATA												1,333.00
09 10 000 000	09326	STATE ATHLETIC COMMISSION	3 27	427 35	PPRD PRO RATA	16090908022	09/09/16	242				83.00
AUGUST 2016		PRORATA-16										
*TOTAL AGENCY OBJECT 35 PPRD PRO RATA												83.00
*TOTAL PCA 09326 STATE ATHLETIC COMMISSION												98,826.43
*TOTAL INDEX 0910 ATHLETIC COMMISSION												98,826.43

CSTARH09 1111 (DEST: A1 CAL2) PM,C,6,5,4,0,
 FISCAL MONTH: 02 AUGUST 6(INDEX) 5(PCA) 4 (AGYOBJ) 0(NOFUND) FUND(ALL) GL(ALL)
 DEPT OF CONSUMER AFFAIRS, REG BDS, BUR, DIVISIONS
 HISTORY FILE EXPENDITURE RECORDS SUPPORTING THE Q12 REPORT
 AS OF 08/31/16

***** RUN:09/13/16 TIME:18.24

***** PAGE 49

FFY: 16
 INDEX: 09-20-00-00-00-0920 BOXERS NEUROLOGICAL ACCOUNT

PG EL CMP TSK PCA DESCRIPTION C OB OD AO DESCRIPTION

 INVOICE DOC DATE REF DOC SX CUR DOC SX CLAIM NO BATCH HDR PR DATE TC R VENDOR NAME CUR MONTH EXP

09 20 000 000 09492 STATE ATHLETIC COMM - BOXERS N 1 03 125 15 SCIF ALLOCATION COST
 SCIF2016DJ 16091308028 09/13/16 242 7.00

*TOTAL AGENCY OBJECT 15 SCIF ALLOCATION COST 7.00

*TOTAL PCA 09492 STATE ATHLETIC COMM - BOXERS N 7.00

*TOTAL INDEX 0920 BOXERS NEUROLOGICAL ACCOUNT 7.00

CSTARH09 1111 (DEST: A1 CAL2) PM,C,6,5,4,0,
 FISCAL MONTH: 02 AUGUST 6(INDEX) 5(PCA) 4(AGYOBJ) 0(NOFUND) FUND(ALL) GL(ALL)
 DEPT OF CONSUMER AFFAIRS, REG BDS, BUR, DIVISIONS
 HISTORY FILE EXPENDITURE RECORDS SUPPORTING THE Q12 REPORT
 AS OF 08/31/16

***** RUN:09/13/16 TIME:18.24

***** PAGE 50

FFY: 16
 INDEX: 09-30-00-00-00-0930 BOXERS PENSION FUND

PG	EL	CMP	TSK	PCA	DESCRIPTION	C	OB	OD	AO	DESCRIPTION	VENDOR NAME	CUR	MONTH	EXP
09	40	000	000	09250	BOXERS PENSION FUND 9250	1	01	003	00	CIVIL SERVICE-PERM				
					LABOR DISTRIB					160901LG				2,450.73
					LABOR DISTRIB					160901LG				4,224.95
*TOTAL AGENCY OBJECT 00 CIVIL SERVICE-PERM													6,675.68	
09	40	000	000	09250	BOXERS PENSION FUND 9250	1	03	103	00	OASDI				
					LABOR DISTRIB					160901LG				132.64
					LABOR DISTRIB					160901LG				242.64
*TOTAL AGENCY OBJECT 00 OASDI													375.28	
09	40	000	000	09250	BOXERS PENSION FUND 9250	1	03	104	00	DENTAL INSURANCE				
					LABOR DISTRIB					160901LG				94.09
					LABOR DISTRIB					160901LG				94.09
*TOTAL AGENCY OBJECT 00 DENTAL INSURANCE													188.18	
09	40	000	000	09250	BOXERS PENSION FUND 9250	1	03	105	00	HEALTH/WELFARE INS				
					LABOR DISTRIB					160901LG				1,474.33
					LABOR DISTRIB					160901LG				1,474.33
*TOTAL AGENCY OBJECT 00 HEALTH/WELFARE INS													2,948.66	
09	40	000	000	09250	BOXERS PENSION FUND 9250	1	03	106	01	RETIREMENT				
					LABOR DISTRIB					160901LG				655.03
					LABOR DISTRIB					160901LG				1,129.24
*TOTAL AGENCY OBJECT 01 RETIREMENT													1,784.27	
09	40	000	000	09250	BOXERS PENSION FUND 9250	1	03	125	15	SCIF ALLOCATION COST				
					SCIF2016DJ					16091308028 09/13/16 242				4.00
*TOTAL AGENCY OBJECT 15 SCIF ALLOCATION COST													4.00	
09	40	000	000	09250	BOXERS PENSION FUND 9250	1	03	134	00	OTHER-STAFF BENEFITS				
					LABOR DISTRIB					160901LG				1.69
					LABOR DISTRIB					160901LG				1.69
*TOTAL AGENCY OBJECT 00 OTHER-STAFF BENEFITS													3.38	
09	40	000	000	09250	BOXERS PENSION FUND 9250	1	03	136	00	VISION CARE				
					LABOR DISTRIB					160901LG				8.64

CSTARQ24 1111 (DEST: A1 CAL2) PM,C,6,5,2,0, ,6212,
 FISCAL MONTH: 02 AUGUST 6(INDEX) 5(PCA) 2(AGYSRC) 0(NOFUND) FUND(ALL) GL(6212)
 DEPT OF CONSUMER AFFAIRS, REG BDS, BUR, DIVISIONS
 RECEIPTS BY ORGANIZATION AND SOURCE
 AS OF 08/31/16

***** RUN:09/13/16 TIME:18.24

***** PAGE 8
 ENY: 16 FFY: 16
 SECTION: 09 CA STATE ATHLETIC COMMISSION
 SUB-SECTION: 10 ATHLETIC COMMISSION
 UNIT: 00
 SUB-UNIT: 00
 SUB-SUB-UNIT: 00
 INDEX: 0910 ATHLETIC COMMISSION

PROGRAM
 PG EL CMP TSK PCA DESCRIPTION

REF	SOURCE	ASRC	DESCRIPTION	PLANNED RECEIPTS	ACTUAL RECEIPTS CURRENT MONTH	RECEIPTS YEAR-TO-DATE	BALANCE
09 10	000 000	80326	REVENUE - ATHLETIC COMMISSION FUND 0326				
980	125600	CA	BOXING - GATE TAXES	0.00	32,061.55	60,821.15	60,821.15-
980	125600	CB	WRESTLING - GATE TAXES	0.00	28,712.25	51,920.75	51,920.75-
980	125600	CD	RADIO AND TV - GATE TAXES	0.00	23,250.00	26,900.00	26,900.00-
980	125600	13	COMMISSION FINES VARIABLE	0.00	1,817.76	7,099.92	7,099.92-
980	125600	19	MIXED MARTIAL ARTS FEES/TAXES-VAR	0.00	1,250.00	4,520.23	4,520.23-
*TOTAL SOURCE 125600				0.00	87,091.56	151,262.05	151,262.05-
980	125700	CK	PRO CLUB-LICENSE FEE \$1000	0.00	2,000.00	2,000.00	2,000.00-
980	125700	CX	TIMEKEEPER - LIC FEE \$50	0.00	0.00	50.00	50.00-
980	125700	CY	BOXER - LICENSE FEE \$60	0.00	3,300.00	6,720.00	6,720.00-
980	125700	CZ	PROFESSIONAL JUDGE \$150	0.00	0.00	390.00	390.00-
980	125700	UQ	FEDERAL ID CARDS-BOXING-\$20	0.00	460.00	960.00	960.00-
980	125700	US	FEDERAL ID CARDS-MARTIAL ARTS-\$20	0.00	180.00	260.00	260.00-
980	125700	UV	PROFESSIONAL APP FEE-TRAINER-\$200	0.00	1,800.00	2,600.00	2,600.00-
980	125700	3C	PROFESSIONAL LIC FEE-KICKBOXER -\$	0.00	0.00	960.00	960.00-
980	125700	3D	PROFESSIONAL LIC FEE-MARTIAL ARTS	0.00	2,580.00	3,840.00	3,840.00-
980	125700	3K	MANAGER LIC FEE-\$150	0.00	600.00	750.00	750.00-
980	125700	37	SECOND LIC FEE-\$50	0.00	5,600.00	14,250.00	14,250.00-
*TOTAL SOURCE 125700				0.00	16,520.00	32,780.00	32,780.00-
980	125800	1P	TIMEKEEPER'S RENEWAL FEE-\$50	0.00	100.00	150.00	150.00-
980	125800	1Q	PROFESSIONAL RENEWAL FEE-BOXER \$6	0.00	0.00	50.00	50.00-
980	125800	1V	MANAGER RENEWAL FEE-\$150	0.00	1,650.00	4,800.00	4,800.00-
980	125800	1W	PROFESSIONAL REFEREE RENEWAL FEE-	0.00	750.00	900.00	900.00-
980	125800	1X	PROFESSIONAL JUDGE RENEWAL FEE-\$1	0.00	1,650.00	1,800.00	1,800.00-
980	125800	29	PROF CLUB RENEWAL FEE-\$1000	0.00	0.00	8,000.00	8,000.00-
980	125800	59	PROFESSIONAL REN FEE-TRAINER-\$200	0.00	400.00	400.00	400.00-
*TOTAL SOURCE 125800				0.00	4,550.00	16,100.00	16,100.00-
980	161400	91	DISHONORED CHECK FEE-VAR	0.00	25.00	25.00	25.00-

CSTARQ24 1111 (DEST: A1 CAL2) PM,C,6,5,2,0,6212,
 FISCAL MONTH: 02 AUGUST 6(INDEX) 5(PCA) 2(AGYSRC) 0(NOFUND) FUND(ALL) GL(6212)
 DEPT OF CONSUMER AFFAIRS, REG BDS, BUR, DIVISIONS
 RECEIPTS BY ORGANIZATION AND SOURCE
 AS OF 08/31/16

***** RUN:09/13/16 TIME:18.24

***** PAGE 9

ENY: 16 FFY: 16
 SECTION: 09 CA STATE ATHLETIC COMMISSION
 SUB-SECTION: 10 ATHLETIC COMMISSION
 UNIT: 00
 SUB-UNIT: 00
 SUB-SUB-UNIT: 00
 INDEX: 0910 ATHLETIC COMMISSION

PROGRAM
 PG EL CMP TSK PCA DESCRIPTION

REF	SOURCE	ASRC	DESCRIPTION	PLANNED RECEIPTS	ACTUAL RECEIPTS CURRENT MONTH	RECEIPTS YEAR-TO-DATE	BALANCE
*TOTAL	SOURCE	161400		0.00	25.00	25.00	25.00-
980	221600	01	BOXERS PENSION FUND	0.00	2,519.36-	0.00	0.00
*TOTAL	SOURCE	221600		0.00	2,519.36-	0.00	0.00
*TOTAL	PROG	09		0.00	105,667.20	200,167.05	200,167.05-
*TOTAL	REFERENCE	980		0.00	105,667.20	200,167.05	200,167.05-
*TOTAL	INDEX	0910		0.00	105,667.20	200,167.05	200,167.05-
*TOTAL	SBSEC	10		0.00	105,667.20	200,167.05	200,167.05-

CSTARQ24 1111 (DEST: A1 CAL2) PM,C,6,5,2,0, ,6212,
 FISCAL MONTH: 02 AUGUST 6(INDEX) 5(PCA) 2(AGYSRC) 0(NOFUND) FUND(ALL) GL(6212)
 DEPT OF CONSUMER AFFAIRS, REG BDS, BUR, DIVISIONS
 RECEIPTS BY ORGANIZATION AND SOURCE
 AS OF 08/31/16

***** RUN:09/13/16 TIME:18.24

***** PAGE 10
 ENY: 16 FFY: 16
 SECTION: 09 CA STATE ATHLETIC COMMISSION
 SUB-SECTION: 20 BOXERS NEUROLOGICAL ACCOUNT
 UNIT: 00
 SUB-UNIT: 00
 SUB-SUB-UNIT: 00
 INDEX: 0920 BOXERS NEUROLOGICAL ACCOUNT

PROGRAM
 PG EL CMP TSK PCA DESCRIPTION

REF	SOURCE	ASRC	DESCRIPTION	PLANNED RECEIPTS	ACTUAL CURRENT MONTH	RECEIPTS YEAR-TO-DATE	BALANCE
09 20	000 000	84920	REVENUE - BOXERS NEURO EXAM ACCT 0492				
980	125600	CG	BOXER'S NEUROLOGICAL EXAM - VAR	0.00	984.03	2,395.57	2,395.57-
*TOTAL SOURCE 125600				0.00	984.03	2,395.57	2,395.57-
*TOTAL PROG 09				0.00	984.03	2,395.57	2,395.57-
*TOTAL REFERENCE 980				0.00	984.03	2,395.57	2,395.57-
*TOTAL INDEX 0920				0.00	984.03	2,395.57	2,395.57-
*TOTAL SBSEC 20				0.00	984.03	2,395.57	2,395.57-

CSTARQ24 1111 (DEST: A1 CAL2) PM,C,6,5,2,0,6212,
 FISCAL MONTH: 02 AUGUST 6(INDEX) 5(PCA) 2(AGYSRC) 0(NOFUND) FUND(ALL) GL(6212)
 DEPT OF CONSUMER AFFAIRS, REG BDS, BUR, DIVISIONS
 RECEIPTS BY ORGANIZATION AND SOURCE
 AS OF 08/31/16

***** RUN:09/13/16 TIME:18.24

***** PAGE 11

ENY: 16 FFY: 16
 SECTION: 09 CA STATE ATHLETIC COMMISSION
 SUB-SECTION: 30 BOXERS PENSION FUND
 UNIT: 00
 SUB-UNIT: 00
 SUB-SUB-UNIT: 00
 INDEX: 0930 BOXERS PENSION FUND

PROGRAM
 PG EL CMP TSK PCA DESCRIPTION

REF	SOURCE	ASRC	DESCRIPTION	PLANNED RECEIPTS	ACTUAL RECEIPTS CURRENT MONTH	RECEIPTS YEAR-TO-DATE	BALANCE
09 40	000 000	89250	REVENUE - BOXERS PENSION FUND 9250				
980	221600	01	BOXERS PENSION FUND	0.00	62,149.36	65,395.12	65,395.12-
*TOTAL SOURCE 221600				0.00	62,149.36	65,395.12	65,395.12-
*TOTAL PROG 09				0.00	62,149.36	65,395.12	65,395.12-
*TOTAL REFERENCE 980				0.00	62,149.36	65,395.12	65,395.12-
*TOTAL INDEX 0930				0.00	62,149.36	65,395.12	65,395.12-
*TOTAL SBSEC 30				0.00	62,149.36	65,395.12	65,395.12-
*TOTAL SEC 09				0.00	168,800.59	267,957.74	267,957.74-

BOXERS NEUROLOGICAL EXAMINATION ACCOUNT - 0492
Budget Report
FY 2016-17 Expenditure Projection
Aug-2016

Current Fiscal Month: 2

Months Remaining: 10

OBJECT DESCRIPTION	FY 2015/16		FY 2016/17				
	ACTUAL EXPENDITURES (MONTH 13)	EXPENDITURES AS OF 8/31/2015	BUDGET ALLOTMENT	EXPENDITURES AS OF 8/31/2016	PERCENT OF BUDGET SPENT	PROJECTIONS TO YEAR END	UNENCUMBERED BALANCE
PERSONAL SERVICES:							
Salaries and Wages							
Civil Service-Perm	0	0	0	0	0.0%	0	0
Athletic Inspectors	0	0	0	0	0.0%	0	0
Staff Benefits	103	8	0	7	0.0%	42	(42)
TOTAL, PERSONAL SVC	103	8	0	7	0.0%	42	(42)
OPERATING EXPENSE AND EQUIPMENT:							
General Expense	5,254	0	4,000	0	0.0%	5,000	(1,000)
Printing	500	0	1,000	0	0.0%	500	500
Communication	0	0	0	0	0.0%	0	0
Postage	0	0	1,000	0	0.0%	0	1,000
Training	0	0	0	0	0.0%	0	0
Facilities Operations	4,800	0	3,000	0	0.0%	0	3,000
C/P Services - External	0	0	46,000	0	0.0%	25,000	21,000
Departmental Services	3,000	750	0	0	0.0%	0	0
Consolidated Data Center (Teale)	0	0	0	0	0.0%	0	0
DP Maintenance & Supplies	500	0	0	0	0.0%	500	(500)
Central (State) Adm Pro Rata	6,028	1,507	6,000	0	0.0%	6,000	0
Minor Equipment	0	0	0	0	0.0%	0	0
Major Equipment	0	0	0	0	0.0%	0	0
Other Items of Expense	750	0	0	0	0.0%	0	0
TOTALS, OE&E:	20,832	2,257	61,000	0	0.0%	37,000	24,000
TOTAL EXPENSE:	20,935	2,265	61,000	7	0.0%	37,042	23,958
NET APPROPRIATION:	20,935	2,265	61,000	7	0	37,042	23,958
SURPLUS/(DEFICIT):							39.28%

0492 - Boxer's Neurological Examination Account

Analysis of Fund Condition

(Dollars in Thousands)

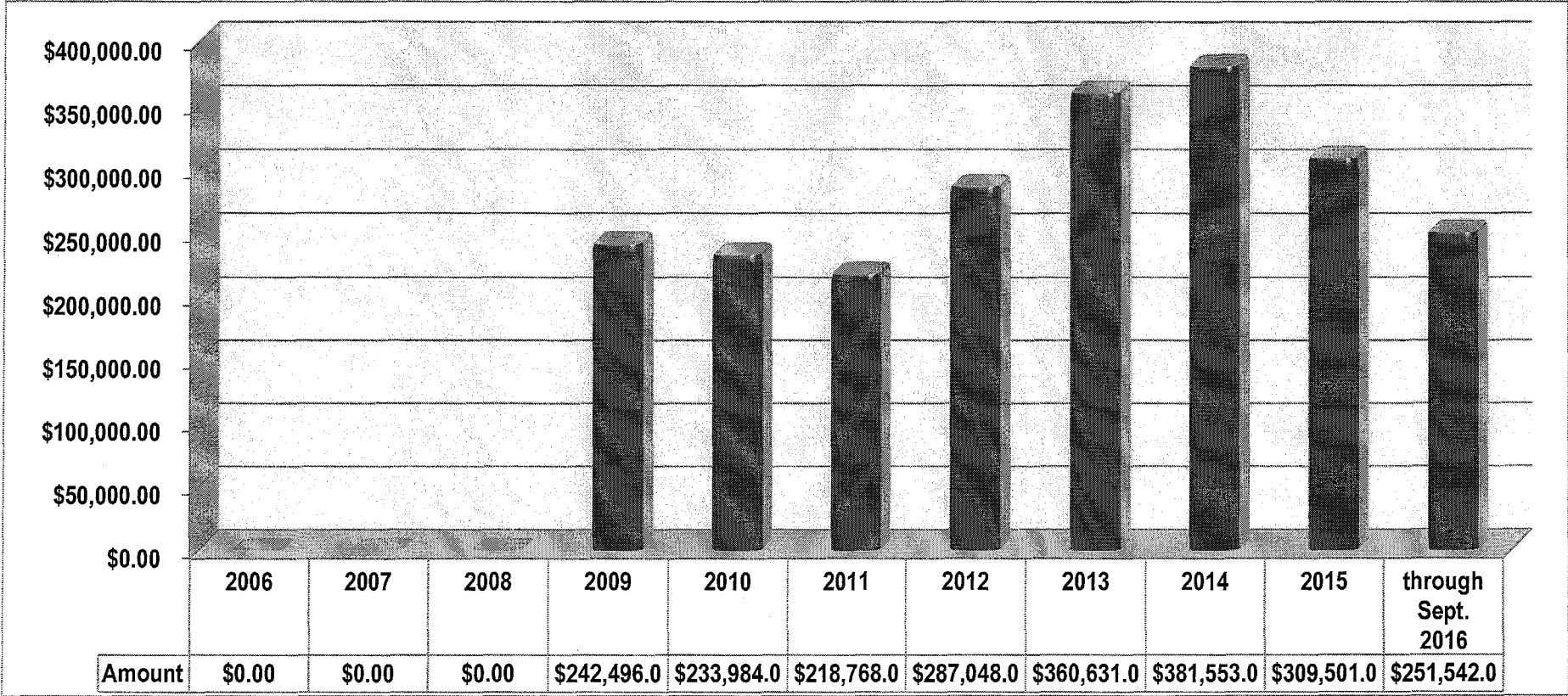
2016 Budget Act

	ACTUAL 2015-16	Budget Act CY 2016-17	BY 2017-18	BY +1 2018-19
BEGINNING BALANCE	\$ 621	\$ 621	\$ 577	\$ 532
Prior Year Adjustment	\$ 12	\$ -	\$ -	\$ -
Adjusted Beginning Balance	\$ 633	\$ 621	\$ 577	\$ 532
REVENUES AND TRANSFERS				
Revenues:				
125600 Other regulatory fees	\$ 8	\$ 15	\$ 15	\$ 15
125700 Other regulatory licenses and permits	\$ -	\$ -	\$ -	\$ -
125800 Renewal fees	\$ -	\$ -	\$ -	\$ -
125900 Delinquent fees	\$ -	\$ -	\$ -	\$ -
141200 Sales of documents	\$ -	\$ -	\$ -	\$ -
142500 Miscellaneous services to the public	\$ -	\$ -	\$ -	\$ -
150300 Income from surplus money investments	\$ 1	\$ 2	\$ 2	\$ 1
161200 Sales of forest products	\$ -	\$ -	\$ -	\$ -
161400 Miscellaneous revenues	\$ -	\$ -	\$ -	\$ -
164300 Penalty assessments	\$ -	\$ -	\$ -	\$ -
Totals, Revenues	\$ 9	\$ 17	\$ 17	\$ 16
Transfers from Other Funds				
Transfers to Other Funds				
Totals, Revenues and Transfers	\$ 9	\$ 17	\$ 17	\$ 16
Totals, Resources	\$ 642	\$ 638	\$ 594	\$ 548
EXPENDITURES				
Disbursements:				
1110 Program Expenditures (State Operations)	\$ 21	\$ -	\$ -	\$ -
1111 Program Expenditures (State Operations)	\$ -	\$ 61	\$ 62	\$ 63
8880 FSCU (State Operations)	\$ -	\$ -	\$ -	\$ -
Total Disbursements	\$ 21	\$ 61	\$ 62	\$ 63
FUND BALANCE				
Reserve for economic uncertainties	\$ 621	\$ 577	\$ 532	\$ 485
Months in Reserve	122.2	111.7	101.3	90.9

Agenda Item

5c

BOXER'S PENSION FUND DISTRIBUTIONS BY YEAR - 2006-CURRENT



BOXERS PENSION ACCOUNT - 9250
Budget Report
FY 2016-17 Expenditure Projection
Aug-2016

Current Fiscal Month: 2

Months Remaining: 10

OBJECT DESCRIPTION	FY 2015-16		FY 2016-17				
	ACTUAL EXPENDITURES (MONTH 13)	EXPENDITURES AS OF 8/31/2015	BUDGET ALLOTMENT	EXPENDITURES AS OF 8/31/2016	PERCENT OF BUDGET SPENT	PROJECTIONS TO YEAR END	UNCUMBERED BALANCE
PERSONAL SERVICES:							
Salaries and Wages							
Civil Service-Perm	36,800	4,279	41,000	6,676	16.3%	40,056	944
Staff Benefits	19,909	1,408	21,000	5,409	25.8%	32,454	(11,454)
TOTAL, PERSONAL SVC	<u>56,709</u>	<u>5,687</u>	<u>62,000</u>	<u>12,085</u>	<u>19.5%</u>	<u>72,510</u>	<u>(10,510)</u>
OPERATING EXPENSE AND EQUIPMENT:							
General Expense	50	0	24,000	0	0.0%	0	24,000
Printing	2,300	0	0	0	0.0%	0	0
Communication	0	0	0	0	0.0%	0	0
Postage	0	0	1,000	0	0.0%	0	1,000
Insurance	0	0	0	0	0.0%	0	0
Travel In State	34	0	1,000	0	0.0%	50	950
Training	0	0	0	0	0.0%	0	0
Facilities Operations	4,800	0	0	0	0.0%	5,000	(5,000)
C/P Services - Internal	0	0	0	0	0.0%	0	0
C/P Services - External	29,250	15,000	7,000	0	0.0%	15,000	(8,000)
Departmental Services	7,994	2,000	9,000	1,500	16.7%	9,000	0
DP Maintenance & Supplies	0	0	0	0	0.0%	0	0
Central (State) Adm Pro Rata	5,052	1,263	5,000	0	0.0%	5,000	0
Minor Equipment	0	0	0	0	0.0%	0	0
TOTALS, OE&E:	<u>49,480</u>	<u>18,263</u>	<u>47,000</u>	<u>1,500</u>	<u>3.2%</u>	<u>34,050</u>	<u>12,950</u>
TOTAL EXPENSE:	<u>106,189</u>	<u>23,950</u>	<u>109,000</u>	<u>13,585</u>	<u>12.5%</u>	<u>106,560</u>	<u>2,440</u>
NET APPROPRIATION:	106,189	23,950	109,000	13,585		106,560	2,440
SURPLUS/(DEFICIT):							2.24%

9250 - Boxer's Pension Fund

Analysis of Fund Condition

Prepared 10/7/16

(Dollars in Thousands)

	ACTUAL 2015-16	BUDGET ACT BY 2016-17	GOVERNORS BUDGET BY +1 2017-18	BY +4 2018-19
BEGINNING BALANCE	\$ 224	\$ 80	\$ -29	\$ -140
Prior Year Adjustment	\$ -	\$ -	\$ -	\$ -
Adjusted Beginning Balance	\$ 224	\$ 80	\$ -29	\$ -140
REVENUES AND TRANSFERS				
Revenues:				
221600 Cont to Fiduciary External	\$ 267	\$ -	\$ -	\$ -
125700 Other regulatory licenses and permits	\$ -	\$ -	\$ -	\$ -
125800 Renewal fees	\$ -	\$ -	\$ -	\$ -
125900 Delinquent fees	\$ -	\$ -	\$ -	\$ -
141200 Sales of documents	\$ -	\$ -	\$ -	\$ -
142500 Miscellaneous services to the public	\$ -	\$ -	\$ -	\$ -
250300 Income from surplus money investments	\$ 1	\$ -	\$ -	\$ -
160400 Sale of fixed assets	\$ -	\$ -	\$ -	\$ -
161000 Escheat of unclaimed checks and warrants	\$ -	\$ -	\$ -	\$ -
161400 Miscellaneous revenues	\$ -	\$ -	\$ -	\$ -
Totals, Revenues	\$ 268	\$ -	\$ -	\$ -
Totals, Resources	\$ 492	\$ 80	\$ (29)	\$ (140)
EXPENDITURES				
Disbursements:				
1110 Program Expenditures (State Operations)	\$ 106	\$ -	\$ -	\$ -
1111 Program Expenditures (State Operations)	\$ -	\$ 109	\$ 111	\$ 113
REF 501 - Chapter 776/01	\$ 306	\$ -	\$ -	\$ -
Total Disbursements	\$ 412	\$ 109	\$ 111	\$ 113
FUND BALANCE				
Reserve for economic uncertainties	\$ 80	\$ -29	\$ -140	\$ -253
Months in Reserve	8.8	-3.1	-14.9	-26.4

California State Athletic Comm Account Summary

Account No. 56658065

Closing Value \$5,159,378.57

ANDY FOSTER TTEE
U/A DTD JUL 1, 1981
CALIFORNIA STATE ATHLETIC COMM
FBO PROF BOXERS P/PL
2005 EVERGREEN ST STE 2010
SACRAMENTO CA 95815-3897104

CYRIL SHAH
Raymond James Financial Services, Inc.
RAYMOND JAMES FINANCIAL SVCS | 555 UNIVERSITY AVENUE | SUITE 120 | SACRAMENTO, CA
95825 | (916) 448-3754
raymondjames.com/theshahgroup | Cyril.Shah@RaymondJames.com

Raymond James Client Services | 800-647-SERV (7378)
Monday - Friday 8 a.m. to 6 p.m. ET
Online Account Access | raymondjames.com/investoraccess

Statement Copies to: BETH HARRINGTON, JOHN FRIERSON

Investment Objectives

Primary: Growth with a medium risk tolerance and a time horizon exceeding 10 years.

Secondary: Growth with a high risk tolerance and a time horizon exceeding 10 years.

Activity

		This Statement		Year to Date
Beginning Balance	\$	5,199,886.13	\$	5,047,774.37
Deposits	\$	0.00	\$	0.00
Income	\$	7,722.56	\$	75,790.89
Withdrawals	\$	(50,000.00)	\$	(200,000.00)
Expenses	\$	0.00	\$	(14,050.80)
Change in Value	\$	1,769.88	\$	249,864.11
Ending Balance	\$	5,159,378.57	\$	5,159,378.57
Purchases	\$	(217,985.03)	\$	(217,985.03)
Sales/Redemptions	\$	232,675.22	\$	232,675.22

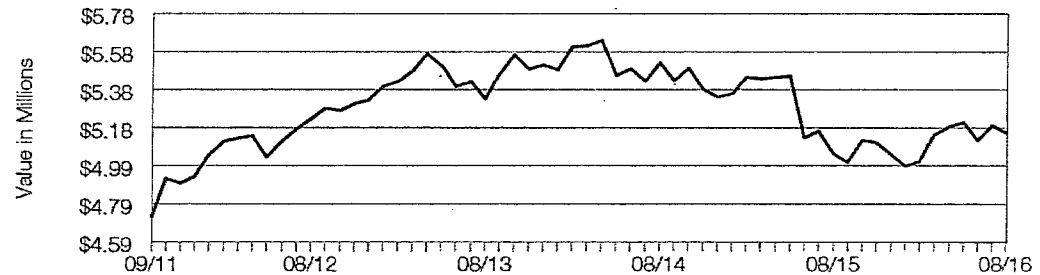
Time-Weighted Performance

See Understanding Your Statement for important information about these calculations.

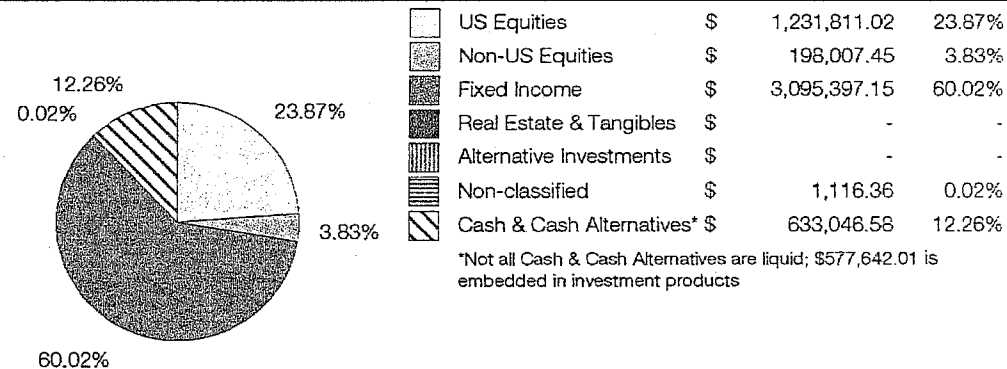
Performance Inception	YTD	2015	2014
10/24/07	6.22%	(1.03)%	4.31%

Excludes some limited partnerships, unpriced securities and annuity history prior to the annuity being linked to the account.

Value Over Time



Asset Allocation Analysis



Morningstar asset allocation information is as of 08/31/2016 (mutual funds & annuities) and 08/17/2016 (529s).



Need help navigating your statement? Visit <http://raymondjames.com/statements/comp> for a guide.

Raymond James & Associates, Inc. (RJ&A), member New York Stock Exchange/SIPC, carries your account and acts as custodian for funds and securities deposited with us, directly by you, through Raymond James Financial Services, Inc. (RJFS), or as a result of transactions we process for your account. RJFS maintains written agreements with financial institutions. Unless otherwise specified, products purchased through RJFS or held at RJ&A are not insured by the FDIC, NCUA, other financial institution insurance or government agencies, are not deposits or other obligations of and are not guaranteed by the financial institution, and are subject to investment risks, including possible loss of principal invested. Our independent financial advisors may also be involved in other business entities, including their own registered investment advisor firms and/or independent insurance relationships, unrelated to their association with RJFS. These entities are completely independent of Raymond James. RJFS serves as the broker/dealer of record for your investment securities accounts only. Checks for the purchase of investment securities should be made payable to Raymond James & Associates unless you are submitting your investment directly to a recognized mutual fund or insurance company. Information about commissions, service fees and other charges related to your transactions is included on your transaction confirmations. All financial products you have purchased or sold through your Raymond James financial advisor should appear on a trade confirmation and your account statements. Please contact your financial advisor and Raymond James Client Services at 800-647-7378 if you do not see any such purchase or sale reported on your trade confirmation or account statements; if you have questions about the securities positions, balances and transactions in your account; or if you note any other inaccuracy on your account statement. Any oral communications should be reconfirmed in writing to further protect your rights, including rights under the Securities Investor Protection Act. Raymond James' financial statement is available for your inspection at its offices or at raymondjames.com, or a copy will be mailed upon your written request. All other inquiries, including updates to your investment profile and questions about the following information regarding the investments held in your account, should be directed to your financial advisor.

Raymond James International Headquarters | 380 Carillon Parkway | St. Petersburg, FL 33716 | raymondjames.com

Securities Investor Protection Corporation - Raymond James & Associates, Inc. is a member of the Securities Investor Protection Corporation (SIPC), which protects securities customers of its members up to \$500,000, including \$250,000 for claims for cash. An explanatory brochure is available upon request by calling 202-371-8300 or visiting sipc.org. Raymond James & Associates, Inc. has purchased excess SIPC coverage through various syndicates of Lloyd's, a London-based firm. Excess SIPC coverage is fully protected by the Lloyd's trust funds and Lloyd's Central Fund. The additional protection currently provided has an aggregate firm limit of \$750 million, including a sub-limit of \$1.9 million per customer for cash above basic SIPC for the wrongful abstraction of customer funds. Account protection applies when a SIPC-member firm fails financially and is unable to meet obligations to securities clients, but it does not protect against market fluctuations.

Raymond James & Associates, Inc. and Raymond James Financial Services, Inc. are affiliated with Raymond James Bank, National Association (N.A.), member FDIC. Unless otherwise specified, products purchased from or held at Raymond James & Associates or purchased from Raymond James Financial Services are not insured by the FDIC, are not deposits or other obligations of Raymond James Bank, N.A., are not guaranteed by Raymond James Bank, N.A., and are subject to investment risks, including possible loss of the principal invested.

FINRA Disclosure - For additional background information on any firm or representative registered with the Financial Industry Regulatory Authority (FINRA), please contact FINRA at 800-289-9999 or finra.org and request the public disclosure program brochure.

Availability of Free Credit, Bank Deposit Program, and Shares of the Cash Sweep Money Market Mutual Fund Balance - You have the right to receive, in the normal course of business, any free credit balance, bank deposit program balance, the net asset value of shares of the cash sweep money market mutual fund balance, and any fully paid securities to which you are entitled, subject to any obligations you owe in any of your accounts.

Cost Basis - Effective January 1, 2011, Raymond James reports adjusted cost basis for tax lots of securities covered by the Emergency Economic Stabilization Act of 2008 to the IRS on Form 1099-B. These tax lots are indicated by a "c." Raymond James will default to the first-in, first-out (FIFO) cost basis accounting method for trades and transfers unless a different method has been selected.

For tax lots or securities that are not covered by the Emergency Economic Stabilization Act of 2008, cost basis information may not be available, may have been estimated by you or your financial advisor, or may have been obtained from third-party sources, and in these instances, Raymond James cannot guarantee its accuracy. Information for uncovered positions will not be reported to the IRS.

Gain or loss will only be calculated for tax lots that have cost basis. Gain or loss information may or may not reflect adjusted cost for return of principal/capital or accretion/amortization. Tax lots where the cost basis is true zero, displayed as 0.00, are included in cost calculations. "Gain or (loss) Pct" is calculated utilizing total cost basis.

Missing basis is not included in cost calculations. Please contact your financial advisor to have missing cost basis information added to your account.

The cost basis, proceeds, or gain/loss information reported has been adjusted to account for a disallowed loss from a wash sale. These adjustments are indicated by a "w" on the affected taxlots. A wash sale occurs when a security is sold for a loss and is re-purchased either 30 days before or after the sell.

Cost basis information for uncovered securities or tax lots will not be reported to the IRS; it is displayed for your information only and should not be relied upon for tax reporting purposes. Past performance is not a guarantee of future results. Market valuations may have been obtained from third-party sources and Raymond James cannot guarantee its accuracy or completeness.

For securities classified as Grantor or Royalty Trusts, Master Limited Partnerships or other widely held fixed income trusts, cost basis is not adjusted. These securities receive principal payments or distributions that are classified differently by the issuer at the end of the year. Clients should continue to rely on the issuer information for both cost basis adjustments as well as proceeds adjustments for these securities. For this reason the gain/loss displayed will be unadjusted and is not a true indicator of the investment return. Any adjustment to sales proceeds will be reflected on your 1099.

Unrealized gains or losses are not calculated for depreciated gifted securities, referred to as dual basis, indicated by a "d." Both Total Cost and Gift FMV exist, as the actual gain/loss cannot be determined until the position is sold.

Understanding Your Statement (continued)

California State Athletic Comm Account No. 56658065

Reinvestments of dividend or capital gain distributions are excluded from Amount Invested but are included in Total Cost Basis. For any security in which a client has elected the average cost reporting method, the Amount Invested will utilize the average cost per share of all tax lots to calculate amount invested.

Mutual fund tax lots are displayed as one total position and may include covered and non-covered tax lots some of which could be adjusted for wash sales. Sold mutual fund shares that were purchased through reinvestments are combined and shown with a purchase date of "various."

Adjustments made to cost basis throughout the year may cause the information displayed on your client statement to differ from what is reported on the 1099-B which is provided to the IRS at the end of the year.

Please refer to the fixed income and alternative investment disclosures for additional cost basis information on those securities.

Raymond James Bank Deposit Program - The Raymond James Bank Deposit Program is a multibank cash sweep program that deposits available cash in your brokerage account into interest-bearing deposit accounts at one or more banks. Raymond James Bank Deposit Program balances are insured solely by the Federal Deposit Insurance Corporation (FDIC), subject to FDIC limitations and guidelines, which are explained at fdic.gov.

The Raymond James Bank Deposit Program rate displayed in the Cash & Cash Alternatives section of your statement is the established rate for the last business day of the reported month. Estimated Annual Income is calculated using this rate and, therefore, is solely an estimated value for the month and may not reflect your actual income.

"Your bank priority state" indicates the corresponding Bank Priority List that applies to your account. "RJBDP participating banks you declined" displays the names of the banks you have designated as ineligible to receive your funds, which results in your funds being directed to the next bank on the Bank Priority List. "Participating banks recently added" displays additional banks that have been added to the program in the last 90 days. You have the right to designate any bank in the program as ineligible to receive your funds by contacting your financial advisor.

More information about the Bank Deposit Program, including the current Bank Priority Lists, is available at raymondjames.com/rjbdp.

Exchange-Traded Products (ETPs) - ETPs are investment products that are listed on a national stock exchange and can thus be bought and sold in the equity trading markets. ETPs encompass a number of structures that track an underlying benchmark, index or portfolio of securities. ETPs may be structured as registered unit investment trusts (UITs), exchange-traded funds (ETFs), exchange-traded notes (ETNs), grantor trusts or commodity pools.

A number of ETPs employ, to varying degrees, more sophisticated, financial strategies and instruments such as leverage, futures, swaps and derivatives in order to achieve their investment objectives. Those ETPs are commonly referred to as "non-traditional ETPs." Non-traditional ETPs are more complex than traditional ETPs and may not be appropriate for all investors. These may include leveraged or inverse ETPs, some actively-managed ETPs, futures-linked ETPs, volatility ETPs, some ETNs and other products.

Non-traditional ETPs will generally have higher fees than traditional ETPs. All fees and expenses are described in the prospectus. The ability of an ETP issuer to perpetually create new shares contributes to an ETP's efficiency and accuracy in tracking its index. However, under certain circumstances, issuers may cease or suspend creating new shares, which may cause ETPs to trade at a price that differs significantly

from the value of its underlying holdings or index. Furthermore, all ETPs may trade at a premium or discount to their net asset value (NAV) or indicative value in the case of ETNs.

Some ETPs may not trade in high volume, which could impact your ability to buy or sell your shares at the desired price and/or quantity. ETPs can be closed for a variety of reasons, which can cause forced taxable events for investors, including capital gains distributions. Furthermore, there can be closing costs associated with the final liquidation of the ETP and index tracking uncertainty as the ETP liquidates its assets.

Investors should consider an ETF's investment objective, risks, charges and expenses carefully before investing. The prospectus, which contains this and other important information, is available from your financial advisor and should be read carefully before investing.

Time Weighted Performance Reporting - The time-weighted performance results represented in this statement provide a measure of investment manager performance. Performance returns for securities purchased on margin do not include the effects of leverage. Performance returns are calculated net of management fees, if applicable. Returns for periods greater than one year are annualized returns unless they represent entire 12-month periods. All performance figures exclude unpriced securities (including securities of indeterminate value), limited partnerships (other than limited partnerships classified as Alternative Investments and appearing in that section of your statement). Performance for Annuity and RJ Bank CD's may not be all inclusive. Considering these exclusions, overall performance may be different than the results presented in this statement. Past performance is not a guarantee of future results. Information used to calculate performance may have been obtained from third party sources and Raymond James cannot guarantee the accuracy of such information.

Estimated Annual Income and Estimated Income Yield - The Estimated Annual Income (EAI) and Estimated Income Yield (EIY) provided on this statement are an estimate of the income a security will distribute during the year. These figures should not be confused with actual cash flows, investment yields or investment returns. Actual income or yield may be lower or higher than the estimated amounts. A number of factors may influence the actual income or yield that is received. The amount or frequency of an issuer's dividend may fluctuate or cease, which may cause the income and or yield of the security to fluctuate. EIY reflects only the income generated by an investment. It does not reflect changes in its price, which may fluctuate. EAI and EIY for certain types of securities could include a return of principal or capital gains which could overstate the EAI and EIY. Information used to calculate Estimated Annual Income and or Estimated Income Yield may be obtained from third party sources and Raymond James cannot guarantee the accuracy of such information. Estimated Annual Income and or Estimated Income Yield amounts should not be used as a financial planning tool.

Pricing - While sources used for pricing publicly traded securities are considered reliable, the prices displayed on your statement may be based on actual trades, bid/ask information or vendor evaluations. As such, the prices displayed on your statement may or may not reflect actual trade prices you would receive in the current market. Pricing for non-publicly traded securities is obtained from a variety of sources, which may include issuer-provided information. Raymond James does not guarantee the accuracy, reliability, completeness or attainability of this information. Investment decisions should be made only after contacting your financial advisor.

Standing Withholding Elections - The term "standing withholding election" refers to a federal or state income tax withholding election made for a Raymond James IRA that is carried over and applied to all future distributions from that IRA unless it is changed or revoked.

If income taxes are being withheld from the IRA payments you are receiving and you do not wish to have taxes withheld, please notify your financial advisor. However, if you elect not to have withholding apply or



Understanding Your Statement (continued)

California State Athletic Comm Account No. 56658065

you do not have enough federal income tax withheld from your IRA payments, you may be responsible for the payment of estimated taxes. You may incur penalties under the estimated tax rules if your withholding and estimated tax payments are not sufficient.

If income taxes are not being withheld from your IRA payments because you elected not to have withholding apply and you now wish to revoke that election and have income taxes withheld, please notify your financial advisor.

Asset Allocation Analysis - This analysis is for informational purposes only and is intended to be used as part of a complete portfolio review with your financial advisor. The data provided in the asset allocation analysis is subject to inherent limitations and is not guaranteed to represent actual asset class exposure(s) within your account(s) at the time of calculation. See raymondjames.com/asset_allocation/faq to learn more. Raymond James and Morningstar data are subject to the availability of fund filings as well as internal analysis and may not represent real-time allocations.

The Cash & Cash Alternatives asset class represents cash and money market holdings, as well as cash allocations contained in mutual funds, annuities, and other investment products. For an actual cash value, please refer to the holdings sections of the Client Statement.

Due to rounding, the sum of the broad classes may not exactly match the total assets value.

Product Interest Rate Risk - The performance of your investment can be affected by various risks, including without limitation, interest rate risk. The fixed income portion of your investment is particularly sensitive to interest rate risk. Generally, a rise (fall) in interest rates will reduce (increase) the market value of the fixed income portion of your investment. An overview of this and other risks is available at raymondjames.com, finra.org, emma.msrb.org and investinginbonds.com.

Cash & Cash Alternatives

Raymond James Bank Deposit Program †

Description	(Symbol)	Value	Estimated Income Yield	Estimated Annual Income
Raymond James Bank Deposit Program † - Selected Sweep Option				
Raymond James Bank N.A.		\$55,404.57	0.02%	\$11.08
Raymond James Bank Deposit Program Total		\$55,404.57		\$11.08

Your bank priority state: CA

† Please see the Raymond James Bank Deposit Program on the Understanding Your Statement page.

Cash & Cash Alternatives Total		\$55,404.57		\$11.08
---	--	--------------------	--	----------------

Exchange-Traded Products (ETPs) †

Exchange-Traded Funds

Description	(Symbol)	Quantity	Date Acquired	Unit Cost	Total Cost Basis	Price	Value	Est. Income Yield	Est. Annual Income	Gain or (Loss) Pct.	Gain or (Loss)
ISHARES TR CORE US AGGBD ET (AGG)		19,384.000		\$105.793	\$2,050,687.02	\$112.570	\$2,182,056.88	2.30%	\$50,107.64	6.41%	\$131,369.86
LOT 1		7,684.000	10/25/2007	\$101.130	\$777,082.92	\$112.570	\$864,987.88	2.30%	\$19,863.14	11.31%	\$87,904.96
LOT 2		3,062.000	10/29/2009	\$104.530	\$320,070.86	\$112.570	\$344,689.34	2.30%	\$7,915.27	7.69%	\$24,618.48
LOT 3		361.000	11/01/2010	\$108.380	\$39,125.18	\$112.570	\$40,637.77	2.30%	\$933.19	3.87%	\$1,512.59
LOT 4		699.000	10/31/2011	\$109.992	\$76,884.06	\$112.570	\$78,686.43	2.30%	\$1,806.92	2.34%	\$1,802.37
LOT 5		240.000	03/06/2012	\$110.590	\$26,541.60	\$112.570	\$27,016.80	2.30%	\$620.40	1.79%	\$475.20
LOT 6		169.000	09/10/2012	\$111.797	\$18,893.66	\$112.570	\$19,024.33	2.30%	\$436.87	0.69%	\$130.67
LOT 7		818.000	04/01/2013	\$110.540	\$90,421.56	\$112.570	\$92,082.26	2.30%	\$2,114.53	1.84%	\$1,660.70
LOT 8		105.000	09/17/2013	\$105.980	\$11,127.89	\$112.570	\$11,819.85	2.30%	\$271.43	6.22%	\$691.96
LOT 9		3,030.000	02/17/2015	\$110.490	\$334,784.09	\$112.570	\$341,087.10	2.30%	\$7,832.55	1.88%	\$6,303.01
LOT 10		1,878.000	08/17/2015	\$109.310	\$205,283.99	\$112.570	\$211,406.46	2.30%	\$4,854.63	2.98%	\$6,122.47



Exchange-Traded Products (ETPs) (continued) *

Exchange-Traded Funds (continued)

Description (Symbol)	Quantity	Date Acquired	Unit Cost	Total Cost Basis	Price	Value	Est. Income Yield	Est. Annual Income	Gain or (Loss) Pct.	Gain or (Loss)
LOT 11	1,338.000	08/16/2016	\$112.460	\$150,471.21	\$112.570	\$150,618.66	2.30%	\$3,458.73	0.10%	\$147.45
ISHARES TR 1-3 YR TR BD ETF (SHY)	1,550.000		\$84.222	\$130,543.36	\$84.980	\$131,719.00	0.65%	\$850.95	0.90%	\$1,175.64
LOT 1	92.000	11/01/2010	\$84.440	\$7,768.48	\$84.980	\$7,818.16	0.65%	\$50.51	0.64%	\$49.68
LOT 2	727.000	03/07/2011	\$83.890	\$60,988.03	\$84.980	\$61,780.46	0.65%	\$399.12	1.30%	\$792.43
LOT 3	654.000	10/31/2011	\$84.538	\$55,288.05	\$84.980	\$55,576.92	0.65%	\$359.05	0.52%	\$288.87
LOT 4	77.000	03/06/2012	\$84.400	\$6,498.80	\$84.980	\$6,543.46	0.65%	\$42.27	0.69%	\$44.66
ISHARES TR MSCI EAFE ETF (EFA)	3,315.000		\$51.815	\$171,766.40	\$58.350	\$193,430.25	2.88%	\$5,579.15	12.61%	\$21,663.85
LOT 1	580.000	10/27/2008	\$38.259	\$22,189.93	\$58.350	\$33,843.00	2.88%	\$976.14	52.52%	\$11,653.07
LOT 2	740.000	03/16/2009	\$35.646	\$26,378.26	\$58.350	\$43,179.00	2.88%	\$1,245.42	63.69%	\$16,800.74
LOT 3	277.000	11/01/2010	\$57.120	\$15,822.24	\$58.350	\$16,162.95	2.88%	\$466.19	2.15%	\$340.71
LOT 4	300.000	03/06/2012	\$52.689	\$15,806.55	\$58.350	\$17,505.00	2.88%	\$504.90	10.75%	\$1,698.45
LOT 5	198.000	09/10/2012	\$53.038	\$10,501.60	\$58.350	\$11,553.30	2.88%	\$333.23	10.01%	\$1,051.70
LOT 6	778.000	05/07/2014	\$68.261	\$53,106.90	\$58.350	\$45,396.30	2.88%	\$1,309.37	(14.52)%	\$(7,710.60)
LOT 7	442.000	11/11/2014	\$63.260	\$27,960.92	\$58.350	\$25,790.70	2.88%	\$743.89	(7.76)%	\$(2,170.22)
ISHARES TR RUS 1000 VAL ETF (IWD)	3,318.000		\$46.885	\$155,564.09	\$106.390	\$353,002.02	2.26%	\$7,993.06	126.92%	\$197,437.93
LOT 1	2,950.000	03/16/2009	\$39.481	\$116,467.77	\$106.390	\$313,850.50	2.26%	\$7,106.26	169.47%	\$197,382.73
LOT 2	368.000	08/16/2016	\$106.240	\$39,096.32	\$106.390	\$39,151.52	2.26%	\$886.48	0.14%	\$55.20
ISHARES TR RUS 1000 GRW ETF (IWF)	3,345.000		\$39.720	\$132,863.60	\$104.180	\$348,482.10	1.39%	\$4,853.60	162.29%	\$215,618.50
LOT 1	267.000	10/27/2008	\$35.166	\$9,389.40	\$104.180	\$27,816.06	1.39%	\$387.42	196.25%	\$18,426.68
LOT 2	2,808.000	03/16/2009	\$33.852	\$95,056.70	\$104.180	\$292,537.44	1.39%	\$4,074.41	207.75%	\$197,480.74
LOT 3	270.000	08/16/2016	\$105.250	\$28,417.50	\$104.180	\$28,128.60	1.39%	\$391.77	(1.02)%	\$(288.90)

Exchange-Traded Products (ETPs) (continued) *

Exchange-Traded Funds (continued)

Description (Symbol)	Quantity	Date Acquired	Unit Cost	Total Cost Basis	Price	Value	Est. Income Yield	Est. Annual Income	Gain or (Loss) Pct.	Gain or (Loss)
ISHARES TR RUSSELL 2000 ETF (IWM)	1,015.000		\$41.240	\$41,858.87	\$123.230	\$125,078.45	1.43%	\$1,793.51	198.81%	\$83,219.58
LOT 1	230.000	10/27/2008	\$46.500	\$10,695.00	\$123.230	\$28,342.90	1.43%	\$406.41	165.01%	\$17,647.90
LOT 2	785.000	03/16/2009	\$39.699	\$31,163.87	\$123.230	\$96,735.55	1.43%	\$1,387.10	210.41%	\$65,571.68
ISHARES TR INTERM CR BD ETF (CIU)	3,347.000	08/17/2015	\$108.520	\$363,216.44	\$111.480	\$373,123.56	2.44%	\$9,097.15	2.73%	\$9,907.12
ISHARES TR 1-3 YR CR BD ETF (CSJ)	1,244.000		\$104.666	\$130,204.77	\$105.880	\$131,714.72	1.36%	\$1,791.36	1.16%	\$1,509.95
LOT 1	82.000	11/01/2010	\$105.130	\$8,620.66	\$105.880	\$8,682.16	1.36%	\$118.08	0.71%	\$61.50
LOT 2	580.000	03/07/2011	\$104.665	\$60,705.87	\$105.880	\$61,410.40	1.36%	\$835.20	1.16%	\$704.53
LOT 3	134.000	10/31/2011	\$104.626	\$14,019.82	\$105.880	\$14,187.92	1.36%	\$192.96	1.20%	\$168.10
LOT 4	346.000	11/01/2011	\$104.458	\$36,142.30	\$105.880	\$36,634.48	1.36%	\$498.24	1.36%	\$492.18
LOT 5	102.000	03/06/2012	\$105.060	\$10,716.12	\$105.880	\$10,799.76	1.36%	\$146.88	0.78%	\$83.64
SPDR BARCLAYS CAPITAL HIGH YIELD BOND (JNK)	6,034.000		\$35.609	\$214,866.58	\$36.540	\$220,482.36	6.08%	\$13,407.55	2.61%	\$5,615.78
LOT 1	1,656.000	10/27/2008	\$31.750	\$52,577.67	\$36.540	\$60,510.24	6.08%	\$3,679.63	15.09%	\$7,932.57
LOT 2	1,023.000	03/16/2009	\$28.404	\$29,057.80	\$36.540	\$37,380.42	6.08%	\$2,273.11	28.64%	\$8,322.62
LOT 3	479.000	11/01/2010	\$40.550	\$19,423.45	\$36.540	\$17,502.66	6.08%	\$1,064.34	(9.89)%	\$(1,920.79)
LOT 4	250.000	09/10/2012	\$40.217	\$10,054.35	\$36.540	\$9,135.00	6.08%	\$555.50	(9.14)%	\$(919.35)
LOT 5	330.000	09/17/2013	\$39.880	\$13,160.27	\$36.540	\$12,058.20	6.08%	\$733.26	(8.37)%	\$(1,102.07)
LOT 6	2,296.000	02/17/2015	\$39.457	\$90,593.04	\$36.540	\$83,895.84	6.08%	\$5,101.71	(7.39)%	\$(6,697.20)
SPDR SERIES TRUST S&P DIVID ETF (SDY)	3,317.000		\$59.383	\$196,973.00	\$85.660	\$284,134.22	2.36%	\$6,697.02	44.25%	\$67,161.22
LOT 1	2,558.000	03/07/2011	\$53.458	\$136,745.06	\$85.660	\$219,118.28	2.36%	\$5,164.35	60.24%	\$62,373.22
LOT 2	759.000	02/17/2015	\$79.352	\$60,227.94	\$85.660	\$65,015.94	2.36%	\$1,532.35	7.95%	\$4,788.00



Exchange-Traded Products (ETPs) (continued) [↗]

Exchange-Traded Funds (continued)

Description (Symbol)	Quantity	Date Acquired	Unit Cost	Total Cost Basis	Price	Value	Est. Income Yield	Est. Annual Income	Gain or (Loss) Pct.	Gain or (Loss)
SPDR S&P MIDCAP 400 ETF TRUST (MDY)	456.000		\$159.945	\$72,934.76	\$285.080	\$129,996.48	1.25%	\$1,627.01	78.24%	\$57,061.72
LOT 1	241.000	03/16/2009	\$83.816	\$20,199.56	\$285.080	\$68,704.28	1.25%	\$859.89	240.13%	\$48,504.72
LOT 2	14.000	05/07/2014	\$245.280	\$3,433.92	\$285.080	\$3,991.12	1.25%	\$49.95	16.23%	\$557.20
LOT 3	201.000	05/07/2014	\$245.280	\$49,301.28	\$285.080	\$57,301.08	1.25%	\$717.17	16.23%	\$7,999.80
SPDR SERIES TRUST BARCLAYS CAP INVESTMENT GRADE FLOATING RATE ETF (FLRN)	10,173.000		\$30.741	\$312,728.09	\$30.550	\$310,785.15	0.84%	\$2,614.46	(0.62)%	\$(1,942.94)
LOT 1	6,113.000	08/26/2013	\$30.780	\$188,158.14	\$30.550	\$186,752.15	0.84%	\$1,570.43	(0.75)%	\$(1,405.99)
LOT 2	2,224.000	09/17/2013	\$30.820	\$68,543.68	\$30.550	\$67,943.20	0.84%	\$571.35	(0.88)%	\$(600.48)
LOT 3	1,836.000	02/17/2015	\$30.515	\$56,026.27	\$30.550	\$56,089.80	0.84%	\$471.67	0.11%	\$63.53
SPDR SERIES TRUST CAP SHORT TERM HIGH YIELD BOND FUND ETF (SJNK)	11,631.000		\$30.415	\$353,759.66	\$27.510	\$319,968.81	5.50%	\$17,609.33	(9.55)%	\$(33,790.85)
LOT 1	4,422.000	02/10/2014	\$30.830	\$136,328.49	\$27.510	\$121,649.22	5.50%	\$6,694.47	(10.77)%	\$(14,679.27)
LOT 2	361.000	04/30/2014	\$30.958	\$11,175.78	\$27.510	\$9,931.11	5.50%	\$546.52	(11.14)%	\$(1,244.67)
LOT 3	3,512.000	05/07/2014	\$30.868	\$108,410.17	\$27.510	\$96,615.12	5.50%	\$5,316.82	(10.88)%	\$(11,795.05)
LOT 4	253.000	11/11/2014	\$29.820	\$7,544.46	\$27.510	\$6,960.03	5.50%	\$383.02	(7.75)%	\$(584.43)
LOT 5	3,083.000	02/17/2015	\$29.290	\$90,300.76	\$27.510	\$84,813.33	5.50%	\$4,667.35	(6.08)%	\$(5,487.43)
Exchange-Traded Funds Total				\$4,327,966.64		\$5,103,974.00	2.43%	\$124,021.79	17.93%	\$776,007.36
Exchange-Traded Products Total				\$4,327,966.64		\$5,103,974.00	2.43%	\$124,021.79	17.93%	\$776,007.36

[↗] Please see the Exchange-Traded Products on the Understanding Your Statement page.

Portfolio Total \$5,159,378.57

Activity Summary

Income			Withdrawals			Purchases		
Type	This Statement	Year to Date	Type	This Statement	Year to Date	Type	This Statement	Year to Date
Dividends	\$7,721.31	\$72,179.20	Withdrawals	\$(50,000.00)	\$(200,000.00)	Purchases	\$(217,985.03)	\$(217,985.03)
Dividends/Interest - 2015	\$0.00	\$3,552.91	Total Withdrawals	\$(50,000.00)	\$(200,000.00)	Total Purchases	\$(217,985.03)	\$(217,985.03)
Interest at RJ Bank Deposit Program	\$1.25	\$58.78						
Total Income	\$7,722.56	\$75,790.89						

Expenses			Sales / Redemptions		
Type	This Statement	Year to Date	Type	This Statement	Year to Date
Fees	\$0.00	\$(14,050.80)	Sales	\$232,675.22	\$232,675.22
Total Expenses	\$0.00	\$(14,050.80)	Total Sales/Redemptions	\$232,675.22	\$232,675.22

Activity Detail

Date	Activity Category	Activity Type	Description (Symbol or CUSIP)	Quantity	Price	Amount	Cash Balance	Additional Detail
			Beginning Balance				\$82,991.82	
08/05/2016	Income	Dividend	ISHARES TR 1-3 YR CR BD ETF (CSJ)			\$159.79	\$83,151.61	\$.12845 per share x 1,244.000 shares
08/05/2016	Income	Dividend	ISHARES TR 1-3 YR TR BD ETF (SHY)			\$79.19	\$83,230.80	\$.05109 per share x 1,550.000 shares
08/05/2016	Income	Dividend	ISHARES TR INTERM CR BD ETF (CIU)			\$740.06	\$83,970.86	\$.22111 per share x 3,347.000 shares
08/05/2016	Income	Dividend	ISHARES TR CORE US AGGBD ET (AGG)			\$3,730.11	\$87,700.97	\$.20670 per share x 18,046.000 shares
08/09/2016	Income	Dividend	SPDR SERIES TRUST CAP SHORT TERM HIGH YIELD BOND FUND ETF (SJNK)			\$1,600.54	\$89,301.51	\$.13761 per share x 11,631.000 shares
08/09/2016	Income	Dividend	SPDR SERIES TRUST BARCLAYS CAP INVESTMENT GRADE FLOATING RATE ETF (FLRN)			\$274.87	\$89,576.38	\$.02702 per share x 10,173.000 shares
08/09/2016	Income	Dividend	SPDR BARCLAYS CAPITAL HIGH YIELD BOND (JNK)			\$1,136.75	\$90,713.13	\$.18839 per share x 6,034.000 shares



Activity Detail (continued)

Date	Activity Category	Activity Type	Description (Symbol or CUSIP)	Quantity	Price	Amount	Cash Balance	Additional Detail
08/19/2016	Withdrawal	Withdrawal	Check #583079 paid			\$(50,000.00)	\$40,713.13	*CHECK TO CLIENT
08/19/2016	Purchase	Purchase	ISHARES TR CORE US AGGBD ET (AGG)	1,338.000	\$112.4598	\$(150,471.21)	\$(109,758.08)	
08/19/2016	Purchase	Purchase	ISHARES TR RUS 1000 VAL ETF (IWD)	368.000	\$106.240	\$(39,096.32)	\$(148,854.40)	
08/19/2016	Purchase	Purchase	ISHARES TR RUS 1000 GRW ETF (IWF)	270.000	\$105.250	\$(28,417.50)	\$(177,271.90)	
08/19/2016	Sale/ Redemption	Sale	ISHARES TR MSCI EAFE ETF (EFA)	(2,571.000)	\$59.000	\$151,685.69	\$(25,586.21)	
08/19/2016	Sale/ Redemption	Sale	SPDR S&P MIDCAP 400 ETF TRUST (MDY)	(285.000)	\$284.180	\$80,989.53	\$55,403.32	
08/29/2016	Income	Interest at RJ Bank Deposit Program	Raymond James Bank Deposit Program			\$1.16	\$55,404.48	
08/31/2016	Income	Interest at RJ Bank Deposit Program	Raymond James Bank Deposit Program			\$0.09	\$55,404.57	

Cash Sweep Activity Recap

Raymond James Bank Deposit Program

Date	Activity Type	Amount	Balance	Date	Activity Type	Amount	Balance
07/29/2016	Beginning Balance		\$82,991.82				
08/05/2016	Transfer To	\$4,709.15	\$87,700.97	08/19/2016	Transfer From	\$(50,000.00)	\$55,403.32
08/09/2016	Transfer To	\$3,012.16	\$90,713.13	08/29/2016	Interest at RJ Bank Deposit Program	\$1.16	\$55,404.48
08/19/2016	Transfer To	\$14,690.19	\$105,403.32	08/31/2016	Interest at RJ Bank Deposit Program	\$0.09	\$55,404.57

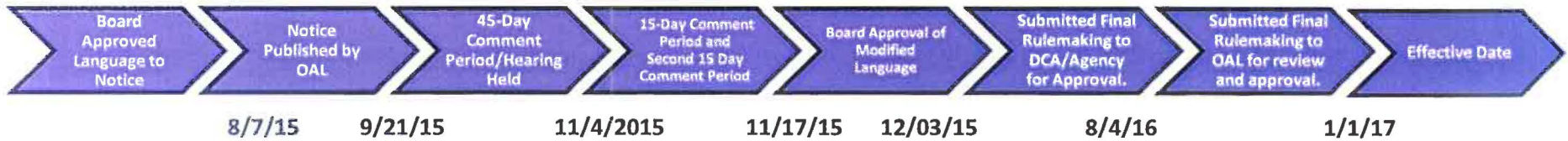
5d

California State Athletic Commission Rulemaking Tracking

October 18, 2016

Definitions, Prohibited Substances and Methods, Therapeutic Use Exemptions, Transgender Athletes

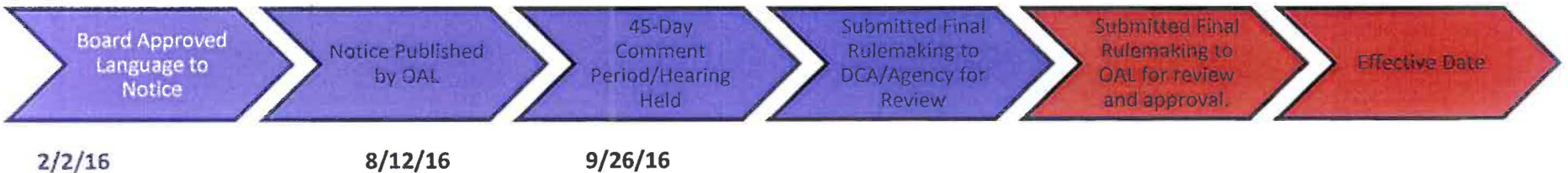
OAL File Number: Z-2015-0728-04



STATUS: APPROVED – EFFECTIVE JANUARY 1, 2017

Examination of Boxer Applicants and Neurological Assessment

OAL File Number: Z-2016-0801-04



STATUS:

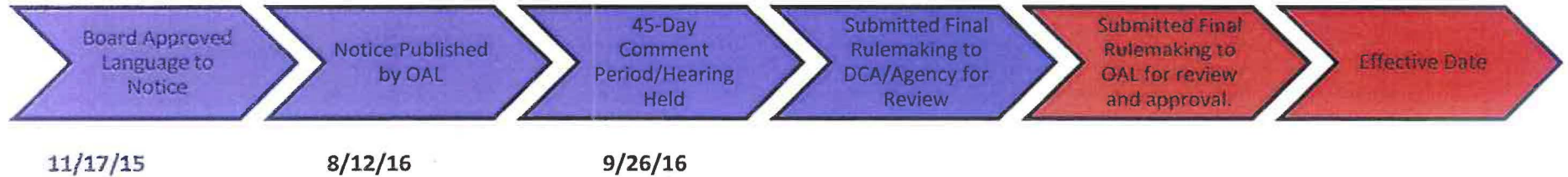
Final rulemaking package will be submitted to DCA by the end of October.

California State Athletic Commission Rulemaking Tracking

October 18, 2016

Payment to Contestants

OAL File Number: Z-2016-0801-03

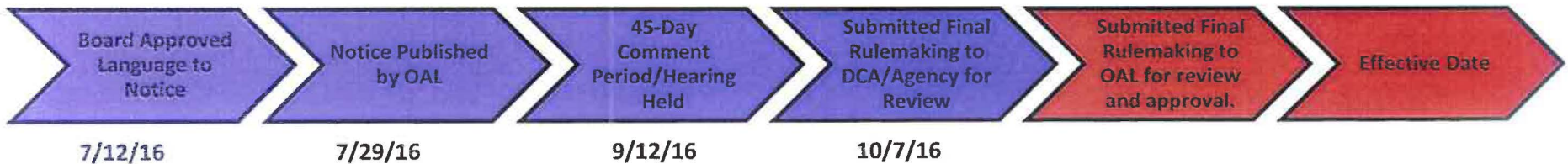


STATUS:

Final rulemaking package will be submitted to DCA by the end of October.

Headgear

OAL File Number: Z-2016-0719-11



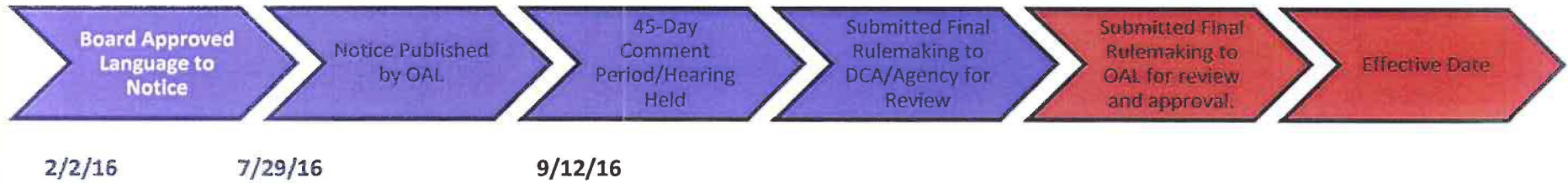
STATUS:

Final rulemaking file was submitted to DCA on October 7, 2016.

October 18, 2016

Weighing Time, Time for Physical Examinations, and Dehydration and Rehydration

OAL File Number: Z-2016-0719-10



STATUS:

Final rulemaking package will be submitted to DCA by the end of October.

Agenda Item

5e



October 7, 2016

To: California State Athletic Commission

From: California Amateur Mixed Martial Arts Organization, Inc. ("CAMO")

Re: CAMO UPDATE / DOCUMENT REQUEST

Below and attached please find a CAMO report and list of documents and information you requested pursuant to CAMO's delegation:

1. CAMO BY-LAWS:

No change. Latest revised: CAMO By-Laws 6.16.2009

2. REGULATIONS, GUIDELINES AND SAFETY PROCEDURES FOR COMPETITORS:

CAMO has performed a comprehensive revision of the AMMA Rules and Regulations ("Rules"). The updated Rules are available to all stakeholders via the CAMO website: www.camomma.org under the "Rules" tab. A copy of the revised Rules is attached hereto as Exhibit #1. The substantive changes affect the fouls and scoring criteria in MMA and are consistent with the recent unified rules changes as adopted by the Association of Boxing Commissions ("ABC") at the annual conference in Las Vegas, NV. All changes were made in consultation with CSAC Executive Officer Andy Foster. The Rules that have been revised are as follows:

Finger pokes to the eyes: Section 805(a)11 now establishes that "in the standing position, a fighter that moves their arm(s) toward their opponent with an open hand with fingers pointing at the opponent's face/eyes" will constitute a foul and the referee is within his discretion to deduct a point. This rule was first established as a policy over a year ago in CAMO with great success. Following the implementation CAMO was without any injuries from eye pokes last year. This rule is a clear safety advancement that will protect athletes from avoidable injury.

Heal kicks to the kidney: Heal kicks to the kidney was removed as a foul from AMMA competition to be consistent with the Unified Rules as adopted by the ABC at the annual conference. The ABC heard expert testimony from athletes, regulators, and the Association of Professional Ringside Physicians as to the danger of heal kicks to the kidneys. All evidence and testimony suggests that this technique is far less intense than other legal blows to the same area and should therefore be allowed.

Grabbing the clavicle: Grabbing the clavicle will no longer be a foul in MMA as consistent with the Unified Rules as adopted by the ABC at the annual conference. This rule was first adopted in the original MMA rules due to the input and suggestion from a stakeholder who was convinced this technique was dangerous due to martial arts folklore. This rule has long been an anecdote in MMA and ultimately brings discredit to the sport and should be removed as there is no record of this foul being used in a bout or any evidence that the technique is possible.

Scoring Criteria: The scoring criteria received a first revision since the Unified Rules were adopted many years ago. In general, the changes to the criteria reflect the current philosophy in judging MMA and revise outdated language according. These changes were likewise adopted by the ABC at the annual conference. Due to the length of the scoring criteria the changes have been omitted from this report and can be found in Section 816 of Exhibit #1.

3. REGULATIONS, GUIDELINES AND SAFETY PROCEDURES FOR INSPECTORS:

Changes noted above in section 2. Latest revised: AMMA Rules and Regulations version 8.9.2016. The AMMA Rules and Regulations are available to all stakeholders via the CAMO website: www.camomma.org under the “Rules” tab.

No Change. Latest revised: CAMO Inspector Manual 7.24.2010

4. REGULATIONS, GUIDELINES AND SAFETY PROCEDURES FOR OFFICIALS:

Changes noted above in section 2. Latest revised: AMMA Rules and Regulations version 8.9.2016. The AMMA Rules and Regulations are available to all stakeholders via the CAMO website: www.camomma.org under the “Rules” tab.

No Change. Latest revised: CAMO Inspector Manual 7.24.2010

5. REGULATIONS, GUIDELINES AND SAFETY PROCEDURES FOR EVENTS:

Changes noted above in section 2. Latest revised: AMMA Rules and Regulations version 8.9.2016. The AMMA Rules and Regulations are available to all stakeholders via the CAMO website: www.camomma.org under the “Rules” tab.

No Change. Latest revised: CAMO Inspector Manual 7.24.2010

6. CAMO INSURANCE POLICIES:

No changes to any insurance policies. Latest revised: E&O Insurance 7.28.2016; Workers Comp & EE Liability 6.16.2016; Business Premise and General Liability 2.2.16

7. MEDICAL INSURANCE POLICIES/REQUIREMENTS FOR COMPETITORS:

No Change. Latest revised: AMMA Rules and Regulations version 8.9.2016. The AMMA Rules and Regulations are available to all stakeholders via the CAMO website: www.camomma.org under the “Rules” tab.

8. EVENT INSURANCE POLICIES/REQUIREMENTS:

No Change. Latest revised: AMMA Rules and Regulations version 8.9.2016. The AMMA Rules and Regulations are available to all stakeholders via the CAMO website: www.camomma.org under the “Rules” tab.

9. SCHEDULE OF EVENT FEES FOR ALL CAMO EVENTS:

No Change. Latest revised: CAMO Official Event Fee Schedule version (“Fee Schedule”) 12.3.2013. The Fee Schedule is available to all stakeholders via the CAMO website: www.camomma.org under the “Forms” tab.

10. PLAN FOR REGULATING PRO-AM EVENTS AND ASSOCIATED FEES:

No change. Latest revised: CAMO Pro-Am Update memo 7.30.2013

11. SCHEDULE OF NON-EVENT FEES:

Insurance: Latest revised: Event Insurance Form version 8.2.2016. The Insurance form regularly changes according to market prices. We do note that insurance prices continue to rise and put considerable pressure on local promoters as it is the single largest expense for a small show. The updated insurance forms are attached hereto as Exhibit #6.

Equipment: Effective October 1, 2013 CAMO discontinued the automatic distribution of competition gloves/rashguards to athletes. CAMO has made all approved gloves commercially available to stakeholders through independent retailers and stakeholders are not required or encouraged to purchase remaining inventories through CAMO. Due to stakeholder demand, CAMO does still offer a \$40 glove option that remains the best value on the market but distribution continues to be a challenge in this area. CAMO is currently exploring product distribution through Amazon that would provide the same quality glove to athletes through the convenience and expertise of Amazon fulfillment.

National MMA ID Cards: No Change. Latest revised: CAMO Official Event Fee Schedule version 12.3.2013.

12. SCHEDULE/CALENDAR OF EVENTS:

The CAMO Event Calendar is available to all stakeholders via the CAMO website: www.camomma.org under the “Events” tab and continuously updated to reflect all approved events, in real time. A current copy of the event schedule is attached hereto as Exhibit #2.

13. CURRENT FILINGS WITH THE IRS AND STATE FRANCHISE TAX BOARD:

No change. Latest revised: Tax filings for fiscal year 2013-2014 previously submitted. Fiscal year 2014-2015 was completed in June and taxes for fiscal year 2015 will be prepared shortly.

14. INDEX OF ALL PENDING LITIGATION:

CAMO is not a party to any current litigation and has not been party to any past litigation. CAMO, to the best of its knowledge, is also not a party to any pending litigation.

15. REPORT DETAILING ALL CAMO REVENUE STREAMS FOR LAST YEAR AND YEAR TO DATE:

All CAMO revenue streams are reported through a standard profit and loss statement. A current (June 2015-June 2016) and year to date copy of CAMO's profit and loss statement is attached hereto as Exhibit #3.

16. PLAN FOR FEDERAL IDENTIFICATION CARDS:

On October 1, 2013 CAMO successfully implemented a plan to issue National MMA ID Cards to all amateur athletes as directed by CSAC. We are pleased to report that all athletes participating in amateur MMA in the state of California, since October 1, 2013, have been issued a National MMA ID Card. CAMO is in full compliance with this mandate and has issued more than 2189 National MMA ID Cards, to date.

17. CURRENT YEAR TO DATE PROFIT AND LOSS STATEMENT:

At the direction of the Commission, CAMO has provided a current and year to date profit/loss and balance statement using customary GAAP accounting procedures through June 2016. A copy of the financial statement is attached hereto as Exhibit #3. CAMO is complaint with the CSAC mandate to maintain appropriate reserves at all times.

CAMO and the MMA industry across the nation saw a significant decrease in the number of MMA events over the last year. As a result, revenue has decreased accordingly. However, we have also seen a consolidation of the industry where the current promoters are experiencing larger events with more fighters on each card. Ultimately, we are experiencing fewer events but those events are higher in quality and success. CAMO will continue to monitor this trend as it may require adjustments to the CAMO Fees moving forward to reflect the evolving landscape.

18. FINANCIAL REPORT OF RECEIPTS AND DISPURSEMENTS OF EACH EVENT:

An updated report of receipts and disbursements for each CAMO event is attached hereto as Exhibit #4.

19. LICENSEE SUSPENSION AND INJURY REPORT:

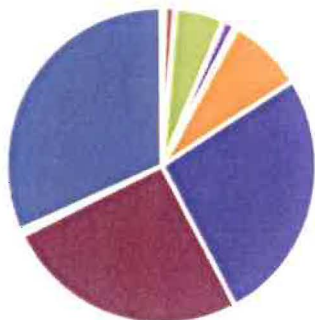
All suspension and injury data is maintained on CAMO's sophisticated online database and also reported to the Association of Boxing Commission's database (www.abc.mixedmartialarts.com) that is shared with athletic commissions around the country. A current (Jan-Sept) suspension report detailing each suspension and injury is attached hereto as Exhibit #5. There have been no injuries of a severe nature requiring your attention, to date.

20. BOUT RESULT REPORT:

As a standard practice CAMO regularly reviews statistics to verify the performance of athletes and identify trends. One standard metric that CAMO monitors is the KO ratio (how often a bout results in a KO). CAMO is proud to report that only 5% of CAMO bouts result in a KO with a very even distribution of TKO, Submission,

nd Decision results. Interestingly, a 5% KO result has been relatively consistent since 2009. CAMO is dedicated to continue to monitor these statistics and look for trends that may lead to increased safety.

Bout Results



■ DQ ■ DRAW ■ KO ■ MD ■ NC ■ SD ■ SUB ■ TKO ■ TSD ■ TUD ■ UD

Method	Total Bouts
DQ	0%
DRAW	1%
KO	5%
MD	1%
NC	0%
SD	8%
SUB	26%
TKO	26%
TSD	0%
TUD	0%
UD	32%

21. AB 2007 IMPLEMENTATION:

As you are aware, the state of California has passed AB 2007 that requires certain persons working with youth (ages 17 and under) sports participants to receive concussion education. AB 2007 does not apply to CAMO as we do not work with youth and all participants are 18 years of age and older. Nevertheless, CAMO will make the Center for Disease Control (“CDC”) concussion education and test required for all officials upon the granting of any license or renewal. All officials will be notified of this mandate beginning next week.

CAMO also intends to implement this education and testing as a requirement for all seconds/corners. Due to the volume of licensed seconds/corners, and the process by which they apply for a license, CAMO will need an extended amount of time to implement this. CAMO is currently exploring technology that would fully automate the license process for corners and the integration of this training. There will be a significant cost associated with this project and we intend to have a budget and plan in place by April of 2017.

Please let us know if any other information or documents are needed.

Sincerely,

JT Steele

California Amateur Mixed Martial Arts Organization, Inc.



United States Fight League
P.O. Box 451
Lake Forest, CA 92630
www.fightleague.org
949 813-1041

Oct. 3, 2016

To: Andy Foster, California State Athletic Commission
Subj: USFL update:

I. USFL events since last CSAC meeting:

- Aug 6 – San Bernardino, CA
13 bouts – 0 injuries
- Aug 16 – Sacramento, CA (CAMO pre show)
6 bouts – 0 injuries
- Oct. 1 – San Bernardino, CA
10 bouts – 0 injuries

II. USFL plan of action to implement California Assembly Bill 2007:

Situation: AB 2007 requires implementation of concussion reporting and educational measures for 27 sports including Wrestling and Full Contact Martial Arts. Youth Pankration is considered a form of full contact Martial Arts in the state of California.

Mission: The USFL is the delegated youth sports organization to oversee youth Pankration/ MMA competition in California and responsible to implement AB 2007 for officials, coaches, participants and parents.

Execution:

a. Training of Officials and Coaches:

In addition to sport specific training and background requirements for coaches, inspectors and referee's, the USFL has adopted the CDC's heads up concussion program as additional required training for licensing.

b. Annual educational handout to athlete and parents:

Upon annual renewal of USFL athletes license, the CDC heads up concussion in youth sports checklist will be sent to parents of athletes.

c. Detection of concussion during USFL regulated events:

Each youth participant receives a post bout medical screening by the attending ringside physician. If a concussion is perceived during or after the bout, the ringside physician will medically suspend the athlete for further competition and training and document the injury on the USFL medical reporting forms.

d. Notification of parents:

A copy of the ringside physician's medical reporting form will be forwarded to parents of youth athlete in the event of a concussion during competition.

e. Ensure medical supervised back to play protocols:

Documentation of medical clearance from a licensed physician will be required before a concussed USFL youth athlete can resume training and competition.

Logistics:

USFL will tie the CDC head's up concussion certificate of competition to the licensing profile of officials and coaches.

Parental receipt of CDC's heads up concussion handout will be tied to annual athlete licensing profile.

Medical suspension of youth athlete will be tied to athletes profile indicating non-eligibility for competition until a physician's letter of clearance is received.

USFL Coaches will receive training and guidance in complying with AB2007 concussion detection and reporting protocols.

Communications:

USFL will report all concussions to the California State Athletic commission as part of its monthly event and injury spreadsheet.

USFL will share all concussion and injury notifications with IKF, and notifications for 17 year olds to CAMO as preventative measures for dangerous "cross competition" possibilities.

All states and jurisdictions that allow USFL Youth Pankration will be held to the same reporting and training requirements as prescribed in AB2007.

The USFL will continue to work with independent researchers to monitor concussions and all other injuries to ensure rules and practices can be modified as necessary to ensure optimal safety.

R/S

Jon Frank

United States Fight League

www.fightleague.org

949 813-1041



October 6, 2016

Andy Foster, Executive Officer
California State Athletic Commission
2005 Evergreen St., Suite 2010
Sacramento, CA 95815

Dear Mr. Foster,

Enclosed is an outline of year-to-date membership data broken down by LBC within California. As always, we are grateful that the State of California continues to grant USA Boxing the authority to conduct Olympic boxing programs throughout California. We are privileged to serve 5,132 members within the four (4) California Local Boxing Committees. Of that total, 3,684 are participating athletes and 1,438 are the coaches and officials that train and mentor these young people on a daily basis. These boxing programs are carried out within 238 USA Boxing registered clubs and gyms in California.

During the third quarter (July 1, 2016 through September 30, 2016) USA Boxing sanctioned 48 boxing events with nearly 750 bouts boxing completed. There were no injuries reported during competition and ambulances were on site for all events. Athletes are required to have sports physicals prior to training in the gym with medical clearance noted in their passbooks.

We are 100% on board with California requiring concussion training for coaches and are in communication with each California LBC president regarding implementation of the training as a prerequisite for non-athlete membership in 2017. Because of California's forward thinking and standard of safety, we have determined USA Boxing will require the CDC "Heads Up" training throughout the U.S. beginning January 1, 2017. USA Boxing has always stressed athlete safety through training and education of coaches, officials and physicians.

The United States Olympic Committee continues to work toward getting Los Angeles as a Bid City to host the 2024 Summer Olympic Games. It remains one of three cities under consideration. We are very hopeful and encouraged that Los Angeles will be named the Host City in the Fall of 2017 and are ready to work with the State of California to ensure the L.A. Games are the most successful in Olympic history.

Sanctioned events within California are constantly updated and posted on the USA Boxing website (www.usaboxing.org) and the Matchtracker system which records athlete bout records is online and available to all Commission members. I am readily available to you and Commissioners and welcome contact regarding questions, comments and concerns most any time.

Sincerely,

Michael S. Martino
Executive Director

United States Amateur Boxing, Inc.
1 Olympic Plaza · Colorado Springs, Colorado 80909
(719) 866-2300 · FAX: (719) 866-2132 · Website: www.usaboxing.org

California Membership

CA BORDER	Athletes		Non-Athletes		Clubs		Sanctions	
Jan - Sep, 2016	#	\$65	#	\$85	#	\$200	#	\$350
Total Collected by USAB	342	\$22,230	142	\$12,070	20	\$4,000	12	\$4,200
LBC Portion	#	\$15	#	\$15	#	\$25	#	\$50
\$ Distributed to CA Border	342	\$5,130	142	\$2,130	20	\$500	12	\$600
Net to USAB		\$17,100		\$9,940		\$3,500		\$3,600

* 5 Docs
* 1 M/O
** 1 Sanc

CENTRAL CA	Athletes		Non-Athletes		Clubs		Sanctions	
Jan - Sep, 2016	#	\$95	#	\$95	#	\$210	#	\$388
Total Collected by USAB	519	\$49,305	199	\$18,905	43	\$9,030	21	\$8,148
LBC Portion	#	\$45	#	\$25	#	\$35	#	\$88
\$ Distributed to Cent CA	519	\$23,355	199	\$4,975	43	\$1,505	21	\$1,848
Net to USAB		\$25,950		\$13,930		\$7,525		\$6,300

* 1 M/O
* 2 Docs
**2 Sanc

NORTHERN CA	Athletes		Non-Athletes		Clubs		Sanctions	
Jan - Sep, 2016	#	\$60	#	\$85	#	\$275	#	\$450
Total Collected by USAB	1020	\$61,200	376	\$31,960	82	\$22,550	30	\$13,500
LBC Portion	#	\$10	#	\$15	#	\$100	#	\$150
\$ Distributed to Nor CA	1020	\$10,200	376	\$5,640	82	\$8,200	30	\$4,500
Net to USAB		\$51,000		\$26,320		\$14,350		\$9,000

* 10 Docs
* 5 M/O
*1 Olymp
**2 Sanc

SOUTHERN CA	Athletes		Non-Athletes		Clubs		Sanctions	
Jan - JSep, 2016	#	\$60	#	\$80	#	\$200	#	\$325
Total Collected by USAB	1802	\$108,120	694	\$55,520	93	\$18,600	56	\$18,200
LBC Portion	#	\$10	#	\$5	#	\$25	#	\$25
\$ Distributed to Nor CA	1802	\$18,020	694	\$3,470	93	\$2,325	56	\$1,400
Net to USAB		\$90,100		\$52,050		\$16,275		\$16,800

* 10 Docs
* 3 M/O
**2 Sanc

TOTAL	Athletes		Non-Athletes		Clubs		Sanctions	
Jan - Sep, 2016	#	\$	#	\$	#	\$	#	\$
Total Collected by USAB	3683	\$240,855	1,411	\$118,455	238	\$54,180	119	\$44,048
\$ Distributed to CA		\$56,705		\$16,215		\$12,530		\$8,348
Net to USAB		\$184,150		\$102,240		\$41,650		\$35,700

* USA Boxing does not charge a membership fee for Physicians, Master Officials and former Olympians/World Champions
**USA Boxing allows two free sanctions every year to each LBC



IKF - INTERNATIONAL KICKBOXING / MUAY THAI FEDERATION

INTERNATIONAL FIGHT SPORTS

P.O. BOX 1205, 9250 CYPRESS STREET, NEWCASTLE, CA, 95658, USA

(916) 663-2467 - FAX: (916) 663-4510

www.IKFKickboxing.com - www.IKFMuayThai.com - www.IFightSports.com - main@IKFKickboxing.com

IKF CALIFORNIA SHORT REPORT FOR THE CSAC

April 12th, 2016 TO October 4th, 2016

As of, **October 4th, 2016**, since the last CSAC report which went to **April 11th, 2016**, the IKF has regulated 26 Amateur Kickboxing / Muay Thai Events in the State of California.

OF THOSE 26 EVENTS

- 4 were IN GYM Training/Sparring Event with 76 sparring matches.

OF THE 26 EVENTS

- The IKF Licensed or renewed IKF CA Licenses for 381 Amateur Fighters.
- The IKF Licensed or renewed IKF CA Licenses for 352 Trainers/Cornermen/Women.
- The IKF/CSAC Ringside Physicians issued 74 Medical Suspensions.

OF THE *22 ACTUAL "FULL CONTACT" COMPETITION EVENTS

(*) *In Gym Sparring event not included.*

- A Total of 289 bouts were fought.
- 231 bouts ended in a Decision.
- 3 bouts ended in a Draw.
- 55 bouts were stopped by TKO or KO.

END OF REPORT

www.IKFKickboxing.com - www.IKFMuayThai.com - www.IFightSports.com



DEPARTMENT OF CONSUMER AFFAIRS
BUSINESS, CONSUMER SERVICES, AND HOUSING AGENCY • GOVERNOR EDMUND G. BROWN JR.

CALIFORNIA STATE ATHLETIC COMMISSION
2005 Evergreen Street, Suite 2010 | Sacramento, CA 95815
Phone: (916) 263-2195 | Fax: (916) 263-2197
Website: www.dca.ca.gov/csac | Email: csac@dca.ca.gov



EVENT NUMBER	EVENT DATE&TIME	WEIGH-IN INFORMATION	EVENT VENUE	PROMOTER	TYPE OF EVENT	TV	CSAC CONTACT
2281	10/21/2016 Time: 7:45PM	10/20/2016 Time: 12:00PM	DOUBLETREE HOTEL - ONTARIO 222 North Vineyard Avenue Ontario, CA 91764	Thompson Boxing	BOXING		Anna
2402	CANCELLED 10/21/2016 Time: 5:00PM	CANCELLED 10/20/2016 Time: 11:00AM	CANCELLED BELASCO THEATER 1050 South Hill Street Los Angeles, CA 90015	CANCELLED Golden Boy	CANCELLED BOXING	CANCELLED Estrella TV	Lee
2514	10/22/2016 Time: 7:00PM	10/21/2016 Time: 5:00PM	SAN BERNARDINO COUNTY FAIR 14800 7th Street Victorville, CA 92395	California Fight League	MMA		Alma
2521	10/29/2016 Time: 6:00PM	10/28/2016 Time: 1:00PM	ALAMEDA COUNTY FAIRGROUNDS 4501 Pleasanton Ave. Bldg B Pleasanton, CA 94566	Pro-Faction Martial Arts	KICKBOXING/MUAY THAI		Chris
2513	11/3/2016 Time: 6:00PM	11/2/2016 Time: 10:00AM	TACHI PALACE HOTEL AND CASINO 17225 Jersey Avenue Lemoore, CA 93245	Richard Goodman	MMA		Alma
2405	11/4/2016 Time: 5:00PM	11/3/2016 Time: 11:00AM	BELASCO THEATER 1050 South Hill Street Los Angeles, CA 90015	Golden Boy	BOXING	Estrella TV	Lee
2517	11/4/2016 Time: 5:00PM	11/3/2016 Time: 1:00PM	OMEGA PRODUCTS INTERNATIONAL 1681 California Avenue Corona, CA 92881	BANNER PROMOTIONS	BOXING	Showtime	Anna
2500	11/5/2016 Time: 5:00PM	11/4/2016 Time: TBA	METRO CITY SOCCER 11327 Folsom Blvd. Rancho Cordova, CA 95742	West Coast Fighting	MMA		Chris



DEPARTMENT OF CONSUMER AFFAIRS
BUSINESS, CONSUMER SERVICES, AND HOUSING AGENCY - GOVERNOR EDMUND G. BROWN JR.

CALIFORNIA STATE ATHLETIC COMMISSION
2005 Evergreen Street, Suite 2010 | Sacramento, CA 95815
Phone: (916) 263-2195 | Fax: (916) 263-2197
Website: www.dca.ca.gov/csac | Email: csac@dca.ca.gov



EVENT NUMBER	EVENT DATE&TIME	WEIGH-IN INFORMATION	EVENT VENUE	PROMOTER	TYPE OF EVENT	TV	CSAC CONTACT
2499	11/11/2016 Time: 7:30PM	11/10/2016 Time: 3:00PM	DOUBLE TREE HOTEL- SACRAMENTO 2001 Point West Way Sacramento, CA 95815	Uppercut Promotions	BOXING		Anna
2433	11/12/2016 Time: 4:00PM	11/11/2016 Time: 5:00PM	RED LION HOTEL 500 Leisure Lane Sacramento, CA 95815	8 Limbs Fight Promotion	BOXING/ MUAY THAI		Alma
2491	11/12/2016 Time: 4:00PM	11/11/2016 Time: 2:00PM	KEZAR PAVILION 755 Stanyan Street San Francisco, CA 94117	Dragon House	MMA		Chris
2386	11/18/2016 Time: TBA	11/17/2016 Time: 1:00PM	FANTASY SPRINGS CASINO 84-245 Indio Springs Pkwy. Indio, CA 92201	Golden Boy	BOXING	Estrella TV	Lee
2291	11/18/2016 Time: 7:45PM	11/17/2016 Time: 12:00PM	DOUBLETREE HOTEL - ONTARIO 222 North Vineyard Avenue Ontario, CA 91764	Thompson Boxing	BOXING		Chris
2510	11/19/2016 Time: TBA	11/18/2016 Time: 5:00PM	SAP CENTER 525 West Santa Clara Street San Jose, CA 95113	BELLATOR	MMA	Spike	Anna
2508	11/26/2016 Time: 6:00PM	11/25/2016 Time: 12:00PM	WESTIN BONAVENTURE 404 S. Figueroa Street Los Angeles, CA 90071	All Star	BOXING		Chris
2406	12/2/2016 Time: 5:00PM	12/1/2016 Time: 11:00AM	BELASCO THEATER 1050 South Hill Street Los Angeles, CA 90015	Golden Boy	BOXING	Estrella TV	Lee
2524	12/2/2016 Time: 6:00PM	12/1/2016 Time: TBA	SAVEMART CENTER 2650 E Shaw Avenue Fresno, CA 93710	Top Rank, Inc.	BOXING	UNIMAS	Alma



DEPARTMENT OF CONSUMER AFFAIRS
 BUSINESS, CONSUMER SERVICES, AND HOUSING AGENCY - GOVERNOR EDMUND G. BROWN JR.
CALIFORNIA STATE ATHLETIC COMMISSION
 2005 Evergreen Street, Suite 2010 | Sacramento, CA 95815
 Phone: (916) 263-2195 | Fax: (916) 263-2197
 Website: www.dca.ca.gov/csac | Email: csac@dca.ca.gov



EVENT NUMBER	EVENT DATE&TIME	WEIGH-IN INFORMATION	EVENT VENUE	PROMOTER	TYPE OF EVENT	TV	CSAC CONTACT
2261	12/8/2016 Time: 7:30PM	12/7/2016 Time: 3:00PM	THE HANGER - OC FAIRGROUNDS 88 Fair Drive Costa Mesa, CA 92626	Roy Englebrecht Promotions	BOXING/ MMA		Chris
2409	12/16/2016 Time: TBA	12/15/2016 Time: 11:00AM	FANTASY SPRINGS CASINO 84-245 Indio Springs Pkwy. Indio, CA 92201	Golden Boy	BOXING	HBO Latino	Lee
2522	12/17/2016 Time: 2:00PM	12/16/2016 Time: 11:00AM	THE FORUM 3900 West Manchester Blvd Inglewood, CA 90305	Golden Boy	BOXING	HBO BAD	Lee
2504	12/17/2016 Time: 3:00PM	12/16/2016 Time: TBA	GOLDEN 1 CENTER 547 L Street Sacramento, CA 95814	UFC	MMA	Fox	Heather

AGENDA ITEM

#6



MEMORANDUM

DATE	October 18, 2016
TO	Commissioners California State Athletic Commission
FROM	Andy Foster, Executive Officer California State Athletic Commission
SUBJECT	Agenda Item # 6 – Pension Fund Subcommittee

Commission staff continues to facilitate Boxer Pension claims. As of today, the Commission has distributed a total of \$251,542 this calendar year.

Policies that are currently being implemented to reach out to boxers are as follows:

- Officials and Inspectors throughout the State are supplying materials to local gyms.
- Every boxing packet that is sent to the field from the office includes a Pension Enrollment form and brochure for each athlete. These are made available to them at the weigh in for sign-up.
- We are continuing to work with Cleto Reyes to help us identify possible claimants.
- The pension analyst remains up-to-date on the Rounds/Purse report for 2016. This will allow the report to be sent over to the Pension Administrator as soon as the final event of the year is complete.
- We also hope to have a presence at the California Boxing Hall of Fame Induction Ceremony to speak on the pension program. The ceremony will be held at the Sportsmen's Lodge Events Center in Studio City on October 22, 2016.
- We have reached out to the World Boxing Council (WBC) to ask for their assistance in locating boxers.

AGENDA ITEM

#7



MEMORANDUM

DATE	October 18, 2016
TO	Commissioners California State Athletic Commission
FROM	Andy Foster, Executive Officer California State Athletic Commission
SUBJECT	Agenda Item #7 – Discussion regarding possible amendments to the Commission's regulations regarding "Technical Zones" - the area between the ring and the Commission controlled barrier designated for the medical staff and equipment, officials, promoter staff, television staff and CSAC staff.

The area between the ring/cage and the seats that are sold to the public is known as the "technical zone". While the California State Athletic Commission (Commission) does an adequate job of controlling this area, I would recommend as a course of good public policy, that the Commission direct staff to begin working on language that clearly defines the technical zone and that the Commission has full control over how this technical zone is set up and used.

The intent of this proposal would not be to adversely affect television set up or production, but rather to ensure that the paramedics, ringside physicians, Commission staff, and equipment are properly located within the technical zone in the event of an injury requiring immediate evacuation and transfer of care to the paramedics.

The Texas State Athletic Commission currently has this regulation in place and they have had no issues with regard to television or production.

COMBATIVE SPORTS

*Administrative Rules of the Texas Department of Licensing and Regulation
16 Texas Administrative Code, Chapter 61
(Effective March 15, 2016)*

61.10. Definitions.

(17) **Technical Zone** -- An alcohol free area located between the ring and the department-approved barrier with access restricted to designated medical personnel and equipment; working officials including, managers, ring officials, contestants, seconds, the promoter, promoter representatives and assignees, round card staff, department staff, assigned contract inspectors, authorized members of the media, authorized members of the event's sanctioning bodies, and security personnel; and regulatory oversight authorities.

61.30. Responsibilities and Authority of the Executive Director.

(q) The executive director, or his designee, shall have sole control over the technical zone including but not limited to who may be admitted to the zone.

61.40. Responsibilities of the Promoter.

(b) A promoter shall:

(15) Ensure that the rules in §61.106 regarding equipment and gloves that apply to a particular type of event are followed and that each event is conducted in compliance with the following:

(B) No seats may be sold at the ring apron or within the technical zone.

(C) The technical zone shall be set up for the department, according to the instructions of the executive director or his designee; provided that the guests of working officials may not enter the technical zone.

(D) All emergency medical personnel and portable medical equipment shall be located within the technical zone during the event. There must be a resuscitator, oxygen, stretcher, a certified ambulance, neck brace, defibrillator, backboard, portable suction, and an emergency medical technician on site for all contests. The executive director, or his designee, may require additional medical personnel and equipment depending on the number of matches scheduled.

AGENDA ITEM

#8



MEMORANDUM

DATE	October 18, 2016
TO	Commissioners California State Athletic Commission
FROM	Andy Foster, Executive Officer California State Athletic Commission
SUBJECT	Agenda Item # 8 – Presentation, Discussion, and possible action regarding the use of Qwick-AID Bandages for use during a bout to stop bleeding.

BACKGROUND

Pursuant to California Code of Regulations § 304, the California State Athletic Commission (Commission) may approve preparations for use during a bout to stop bleeding from a cut. Currently, the Commission has three approved solutions:

1. Adrenalin 1:1000 — A potent vasoconstrictor (constricts torn blood vessels and helps to decrease flow of blood).
2. Avitene — A microfibrillar collagen hemostat (agent that stops bleeding).
3. Thrombin — A fibrinogen which forms bridges between platelets, by binding to their surface membrane proteins.

Qwick-AID Multi-Use Sterile Bandage (Qwick-AID) stops vascular and capillary bleeding with its first layer which can stop bleeding in 30-45 seconds and the second layer which removes discharge from the cut. The bandage consists of an alginate layer on its surface, a layer of non-woven material with alginate distributed inside, and a layer of alginate-free textile material. The alginate layer swells up when applied onto the bleeding wound. The absorbed fluid partially migrates to regions outside the wound, thus increasing viscosity in those regions, leading to the formation of the primary clot.

Qwick-AID has verified that their bandages do not contain any of the banned substances/methods regulated by the World Anti-doping Agency and has been approved for legal use with the Nevada State Athletic Commission.

RECOMMENDATION

I recommend that the Commission consider approving Qwick-AID on a 6-month trial basis and allowing use of the product in the amateur levels through its delegated entities.

QUICK-AID SPORTS BANDAGE

STOPS BLEEDING IN SECONDS!



THE PROBLEM:

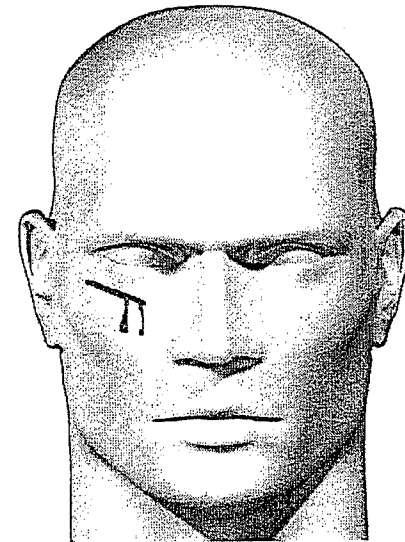
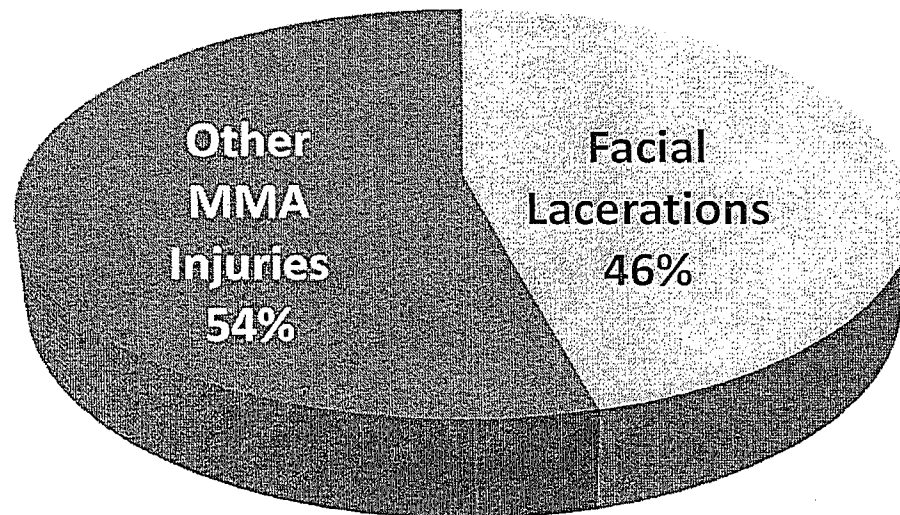
THERE IS CURRENTLY NO PROVEN AND AFFORDABLE METHOD OF CUT TREATMENT AVAILABLE TO AMATEUR FIGHTERS

28% of MMA FIGHTS RESULT IN INJURY

46% ARE FACIAL LACERATIONS

Most amateur fighters and cutmen do not have prescriptions for traditional methods for stopping bleeding such as Adrenaline Chloride 1:1000. They typically cannot afford products such as Aventine or Thrombin either of which average \$400-\$2,000+ or more.

This is a problem. Accidents such as cuts and wounds are bound to happen at both bouts and in training. Traditional methods are either ineffective or out of reach.



Qwick-AID® SPORTS BANDAGE

Qwick-AID - STOPS BLEEDING IN SECONDS

Qwick-AID ALL-NATURAL Bandages stop bleeding in less than 1-minute – consistently


The body's ability to form a clot is COMPLETELY OVERLOOKED by currently available products. Most are ineffective or cause further complications requiring trained care. Qwick-AID is completely safe and easy to use.

The application of Qwick-AID ensures a natural forming clot that does not adhere to the clot itself, it will not stick to wound helping to alleviate re-bleeds when removed.

Qwick-AID's all-natural proprietary matrix forms a gel when placed on a bleeding wound, separating the plasma from the blood forming a clot without the use of chemicals or drugs making this product unique.

The natural anti-bacterial properties within the gel keep bacteria out while the clot forms.

It is SAFE, EASY to use and will stop bleeding in Seconds!



Proprietary matrix separates plasma from clot

The mixture of the two layers leads to the formation of a composite material.


The layers consist of an alginate layer on its surface, a layer of non-woven material with alginate distributed inside, and a layer of alginate-free textile material.

The plasma is absorbed and filtered by the hydrophilic textile material, with concentration processes on the surface and blood cell aggregation.


Before Application



During Application



The unique formulated ALL NATURAL textile structure protects the stability of the material, preventing fibers falling into the wound.



Its function is a mechanical barrier forming a matrix for clot formation.

**All- Natural
proprietary
components**

**No Thermogenic
Reaction – No
Heat Generated**

**Dual application,
hemostatic along
with wound
management**

**Highly effective for
combat sports**

**Hemostatic Effect
was noted to
develop within the
first minute in
100% of the cases**

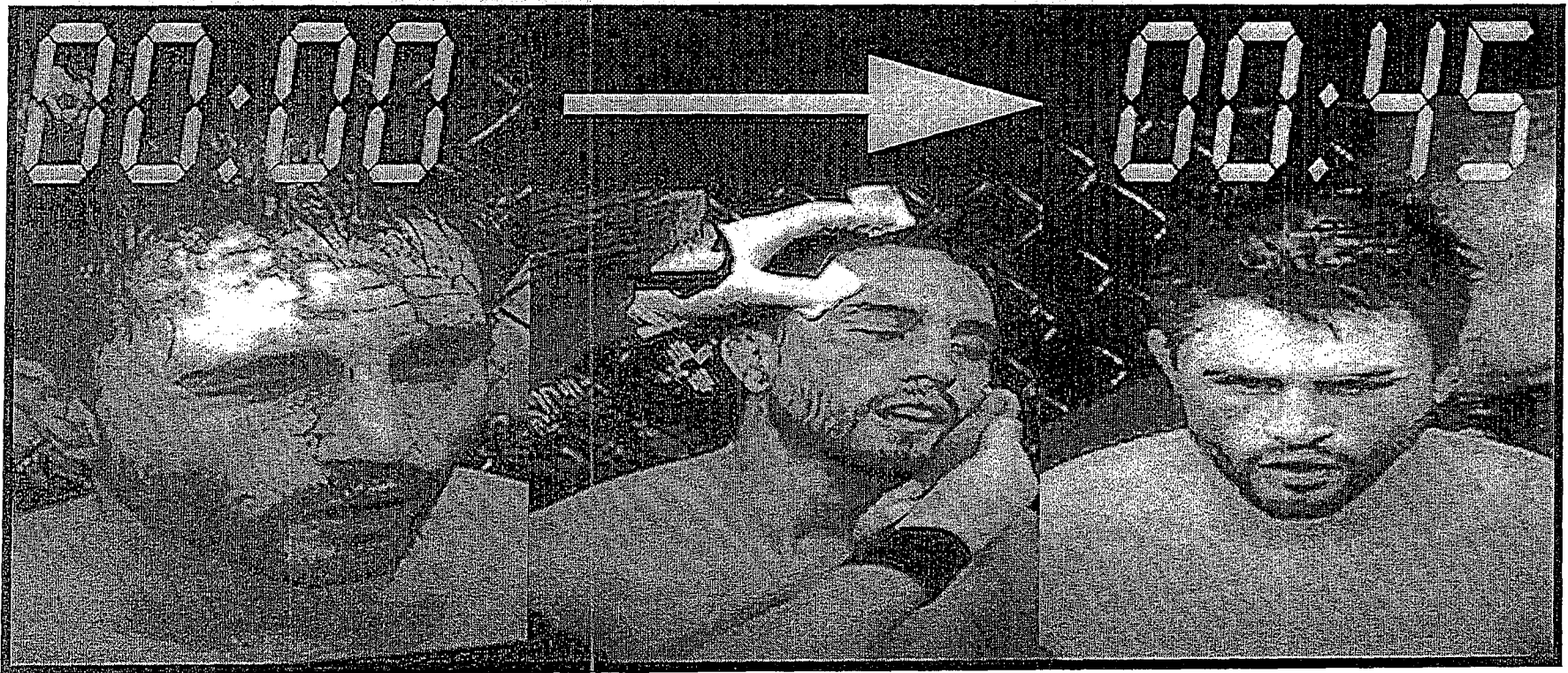
**No dermal side
effects,
Hypoallergenic.
Poses no danger to
patient.**

**Stand alone or in
combination with
other ointments
or salves.**

Qwick-AID IN ACTION

It is already being utilized in the combat sports industry.

Cutmen all over the world have been using Qwick-AID in professional bouts with impeccable results. It is quickly replacing traditional methods of cut management.




Jacob "Stitch" Duran applying Qwick-AID to UFC Champion Carlos Condit.

Qwick-AID® SPORTS BANDAGE


Qwick-AID IS TAKING THE INDUSTRY BY STORM

High profile fighters, cutmen, and doctors recognize it by name – and use it.


It's safety, effectiveness, and simplicity is **UNMATCHED** by ANY other product.



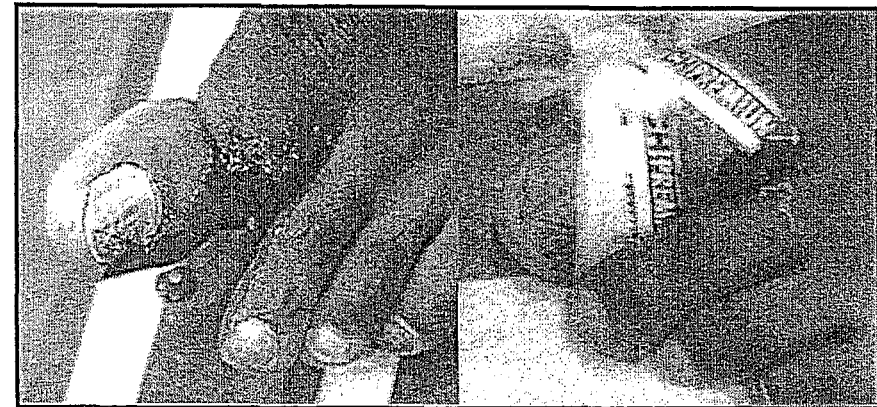
Vladimir Klitschko – MMA Champion



Rashad Evans – UFC Champion



Jon Jones – UFC Champion



Qwick-AID® SPORTS BANDAGE

HIGHLY RECOMMENDED BY MEDICAL PROFESSIONALS

"I have performed due diligence on this product and feel very comfortable recommending it to my colleagues in trauma, hematology and wound management. In wound management I've found it is simpler, quicker and more convenient for our patients."

James M. Sinclair, M.D.
Hematology and Oncology

"In my experience, the Qwick-AID® hemostatic bandage performs as claimed facilitating hemostasis, healing and decreasing the likelihood of infection."

Harold Coons, M.D., FACR, FSIR
Interventional Radiologist

Qwick-AID®

Qwick-AID ATHLETIC APPROVALS



Association of Boxing Commissions

Qwick-AID Sports Bandages have been reviewed and approved for use meeting with all of the USADA and WADA criteria.



Nevada Athletic Commission

The Nevada Athletic Commission allows the use of Qwick-AID bandages during the rest periods and after competition in boxing, kickboxing, and mixed martial arts bouts in Nevada.



Georgia Athletic and Entertainment Commission

The Georgia Athletic Commission has recently been informed that Qwick-AID Sports Bandages have been approved by the Association of Boxing Commissions (ABC) medical board for use in all states. The Georgia Commission will do anything it can to help get the word out about this product, and welcome it at any event.

Qwick-AID at Rio Olympics 2016

Joseph Clifford BSc. Dip. Ph. Th. C.S.C.S

Official Cutman for Rio Olympics



Qwick-AID® SPORTS BANDAGE

AGENDA ITEM

#9



DEPARTMENT OF CONSUMER AFFAIRS
BUSINESS, CONSUMER SERVICES, AND HOUSING AGENCY • GOVERNOR EDMUND G. BROWN JR.
CALIFORNIA STATE ATHLETIC COMMISSION
2005 Evergreen Street, Suite 2010 | Sacramento, CA 95815
Phone: (916) 263-2195 | Fax: (916) 263-2197
Website: www.dca.ca.gov/csac | Email: csac@dca.ca.gov



MEMORANDUM

DATE	October 18, 2016
TO	Commissioners California State Athletic Commission
FROM	Andy Foster, Executive Officer California State Athletic Commission
SUBJECT	Agenda Item #9 - Concussion education for compliance with Assembly Bill 2007 (Concussion Education in Youth Sports/Concussion Management Protocol)

Assembly Bill 2007, regarding concussion management and education in youth sports, was signed by the Governor and chaptered on September 23, 2016.

We are working with the delegated entities to make sure we are in full compliance before January 1, 2017. The Delegated entities have expressed enthusiasm with complying with the law and plan to use the Center for Disease Control's "Heads Up! Concussion in Youth Sports" online education interactive video to comply with the education component of the law. Additionally, the delegated entities are also planning to use the CDC concussion awareness handouts and flyers to further educate their youth combat sports athletes.

Also in the spirit of concussion education, while not required by this law, I have still asked all CSAC professional referees to complete the Heads Up awareness training also.

THIRD READING

Bill No: AB 2007
Author: McCarty (D)
Amended: 8/3/16 in Senate
Vote: 21

SENATE HEALTH COMMITTEE: 8-0, 6/29/16
AYES: Hernandez, Nguyen, Hall, Mitchell, Monning, Nielsen, Pan, Roth
NO VOTE RECORDED: Wolk

ASSEMBLY FLOOR: 56-19, 5/31/16 - See last page for vote

SUBJECT: Youth athletics: youth sports organizations: concussions or other head injuries

SOURCE: California Athletic Trainers' Association

DIGEST: This bill establishes requirements for youth sports organizations to remove an athlete who is suspected of sustaining a concussion or other head injury until he or she is evaluated and cleared by a licensed health care provider.

Senate Floor Amendments of 8/3/16 require the youth sports organization to identify procedures to ensure compliance and a concussion and head injury information sheet, as specified, and add swimming and synchronized swimming as sports subject to the bill.

ANALYSIS: Existing law requires, a school district, charter school, or private school that elects to offer an athletic program, to comply with the following.

- 1) Require an athlete who is suspected of sustaining a concussion or head injury in an athletic activity to be immediately removed from the athletic activity for the remainder of the day, and not permitted to return to the athletic activity until he or she is evaluated by a licensed health care provider who is trained in the management of concussions and is acting within the scope of his or her practice. Prohibit the athlete from returning to the athletic activity until he or

she receives written clearance to return to the athletic activity from that licensed health care provider.

- 2) Require, if the licensed health care provider determines that the athlete sustained a concussion or a head injury, the athlete to also complete a graduated return-to-play protocol of no less than seven days in duration under the supervision of a licensed health care provider.
- 3) Urges the California Interscholastic Federation is urged to work in consultation with the American Academy of Pediatrics and the American Medical Society for Sports Medicine to develop and adopt rules and protocols to implement 2) above.
- 4) Require, on a yearly basis, a concussion and head injury information sheet to be signed and returned by the athlete and the athlete's parent or guardian before the athlete initiates practice or competition.
- 5) Exempts an athlete engaging in an athletic activity during the regular schoolday or as part of a physical education course, as specified.

This bill:

- 1) Requires a youth sports organization that elects to offer an athletic program to comply similar requirements as schools, and:
 - a) Require if an athlete who is 17 years of age or younger has been removed from athletic activity due to a suspected concussion, the youth sports organization to notify a parent or guardian of that athlete of the time and date of the injury, the symptoms observed, and any treatment provided to that athlete for the injury;
 - b) Require on a yearly basis, the youth sports organization to give a concussion and head injury information sheet to each athlete;
 - c) Require the information sheet to be signed and returned by the athlete and, if the athlete is 17 years of age or younger, to also be signed by the athlete's parent or guardian, before the athlete initiates practice or competition;
 - d) Permit the information sheet to be sent and returned through an electronic medium including, but not necessarily limited to, fax or electronic mail;

- e) Require each coach and administrator to be required to successfully complete the concussion and head injury education offered pursuant to i) below at least once, either online or in person, before supervising an athlete in an activity of the youth sports organization;
 - f) Require on a yearly basis, the youth sports organization to offer concussion and head injury education, or related educational materials, or both, to each coach and administrator of the youth sports organization; and,
 - g) Require the youth sports organization to identify both of the following:
 - i) Procedures to ensure compliance for providing concussion and head injury education and a concussion and head injury information sheet, as contained in paragraphs b) through f) above; and,
 - ii) Procedures to ensure compliance with the athlete removal provisions and the return-to-play protocol required pursuant to paragraph a-c) above.
- 2) Defines a “youth sports organization” as an organization, business, nonprofit entity, or a local governmental agency that sponsors or conducts amateur sports competitions, training, camps, or clubs in which persons 17 years of age or younger participate in any of the 27 listed sports.
- 3) Applies to all persons participating in the activities of a youth sports organization, irrespective of their ages. Prohibits anything in this bill from being construed to prohibit a youth sports organization, or any other appropriate entity, from adopting and enforcing rules intended to provide a higher standard of safety for athletes than the standard established under this bill.

Comments

- 1) *Author's statement.* According to the author, sports related injuries have become a growing concern in today's society. Research shows that sports related injuries are not always immediately visible or evident, but may manifest in the future with extremely negative effects on the athlete's health. Studies in the cumulative effects of concussion in young athletes show that even a mild concussion can result in serious long-term problems, especially if an athlete was returned to play too early, or has a history of concussions or other head injuries. The Legislature has already addressed concussion protocol in school sports, but more kids play sports in a community based setting, and with this legislation the

author hopes to establish a proper protocol for concussion detections, treatment, and post-concussion management for youth sports leagues.

- 2) *CDC*. The CDC has information including training videos and fact sheets that are designed specifically for coaches, which can be found at <http://www.cdc.gov/headsup/youthsports/coach.html> The following is from a CDC fact sheet:

Concussion, a type of traumatic brain injury, is caused by a bump, blow, or jolt to the head. Concussions can also occur from a blow to the body that causes the head and brain to move rapidly back and forth—literally causing the brain to bounce around or twist within the skull. This sudden movement of the brain causes stretching and tearing of brain cells, damaging the cells and creating chemical changes in the brain.

Sometimes people wrongly believe that it shows strength and courage to play injured. Some athletes may also try to hide their symptoms. Do not let your athlete convince you that he or she is “just fine” or that he or she can “tough it out.” Discourage others from pressuring injured athletes to play. Emphasize to athletes and parents that playing with a concussion is dangerous. Most athletes with a concussion will recover quickly and fully. But for some athletes, signs and symptoms of concussion can last for days, weeks, or longer. If an athlete has a concussion, his or her brain needs time to heal. A repeat concussion that occurs before the brain recovers from the first—usually within a short time period (hours, days, weeks)—can slow recovery or increase the chances for long-term problems. In rare cases, repeat concussions can result in brain swelling or permanent brain damage. It can even be fatal.

- 3) *Concussions and brain injuries in youth sports*. One study published in December 2015 in the Rhode Island Medical Journal provided by the author, indicates that about 1.6-3.8 million sports-related concussions occur every year. Symptoms may appear mild but the injury can lead to life-long problems with physical function, concentration, memory, behavior, and emotional issues. Most concussions resolve within 7-10 days but the recovery process can be longer and more complicated in children and adolescents. Athletes with concussions are vulnerable to the second-impact syndrome where ongoing symptoms lead to another injury. Young athletes experience a complex recovery process after concussions. Recurrent concussions are especially destructive to the brain and are more likely during the first ten days after a concussion. It is recommended

waiting at least seven days until return to play. The article indicates that education does reduce injuries. Among three groupings of coaches with none to varying levels of education about concussions, concussions in youth football players were lower in the group with the highest level injury prevention education compared to the non-educated cohort.

- 4) *Concerns.* CSAC Excess Insurance Authority (CSAC EIA) expresses concern about this bill indicating that an onus will be placed on youth sports organizations for recordkeeping and removal of athletes from activities when suspected of having a concussion. Youth sport organizations do not have the resources to evaluate a youth athlete for concussion. Coaches are volunteer parents from the community. CSAC EIA is concerned people will not want to volunteer as coaches and the bill would potentially create a basis for liability if a youth sports organization does not distribute and/or obtain a parent's signature on the information sheet.

FISCAL EFFECT: Appropriation: No Fiscal Com.: No Local: No

SUPPORT:(Verified 8/1/16)

American Academy of Pediatrics
 American Medical Society for Sports Medicine
 Brain Injury Association of California
 California Athletic Trainers' Association
 California Coalition for Children's Safety
 California State PTA
 California School Nurses Organization
 Child Abuse Prevention Center
 University of California, San Francisco's PlaySafe Program
 One individual

OPPOSITION: (Verified 8/1/16)

None received

ARGUMENTS IN SUPPORT: The Brain Injury Association of California writes that young athletes experiencing head injuries are at greater risk of long-term brain damage if injured during the critical stages of brain development. From 2002 to 2012 the number of reported sports-related concussions among student athletes doubled. The increase is attributed to many factors including greater awareness and recognition of traumatic brain injuries. However, research also shows that it is likely that self-reported concussion symptoms are under diagnosed, which may

lead to premature return to play. The California PTA supports this bill because research shows even mild concussions can have long-term negative consequences if not treated properly. The California School Nurses Organization believes extending the protections in this bill are necessary for those engaged in not only K-12 sports activities but those engaged in other organized sports activities.

ASSEMBLY FLOOR: 56-19, 5/31/16

AYES: Achadjian, Alejo, Arambula, Atkins, Baker, Bloom, Bonilla, Bonta, Brown, Burke, Calderon, Campos, Chau, Chiu, Chu, Cooley, Cooper, Dababneh, Daly, Dodd, Eggman, Frazier, Cristina Garcia, Eduardo Garcia, Gatto, Gipson, Gomez, Gonzalez, Gordon, Gray, Roger Hernández, Holden, Irwin, Jones-Sawyer, Lackey, Levine, Lopez, Low, Maienschein, McCarty, Medina, Mullin, Nazarian, O'Donnell, Quirk, Ridley-Thomas, Rodriguez, Salas, Santiago, Mark Stone, Thurmond, Ting, Weber, Williams, Wood, Rendon

NOES: Travis Allen, Brough, Chávez, Beth Gaines, Gallagher, Grove, Hadley, Harper, Jones, Kim, Linder, Mathis, Mayes, Obernolte, Olsen, Steinorth, Wagner, Waldron, Wilk

NO VOTE RECORDED: Bigelow, Chang, Dahle, Melendez, Patterson

Prepared by: Teri Boughton / HEALTH / (916) 651-4111

8/8/16 10:20:50

**** END ****

AGENDA ITEM

#10



MEMORANDUM

DATE	October 18, 2016
TO	Commissioners California State Athletic Commission
FROM	Andy Foster, Executive Officer California State Athletic Commission
SUBJECT	Agenda Item # 10 - Discussion and possible action regarding CSAC informational brochure

I was tasked with working with the DCA design and print office to create a brochure that captures why boxing and mixed martial arts promoters would want to do business in California.

After considerable research, we have summarized many of the key points into a tri-fold brochure that we can provide to new and potential promoters, as well the Commission's current licensees. The brochure highlights several positive attributes regarding California including population, media markets, diversified economy, major venues, and regulatory fees.

The brochure also highlights the Commission specifically, noting that it is the most active and experienced Commission in North America, familiarity with television production, vast experience of Officials and Athletic Inspectors, and drug testing guidelines.



Unparalleled business opportunities for MMA and boxing are available in California—where the entertainment industry and big-time sports combine for an environment that can't be matched.

Add in great weather nearly year-round, several state-of-the-art venues, and reasonable fees, and it's no wonder California has grown into a global destination to stage a fight.

Hollywood

California's median household income is the third-highest among states in the U.S., which translates to disposable income often used for sports and entertainment.

DOLLARS AND SENSE

Staging a fight in California makes good financial sense. The table below—which assumes a \$5 million gate for an MMA event and a \$3 million television contract—illustrates the low regulatory fees the state offers.

OPTIMAL WEATHER

California's mostly mild Mediterranean climate is an ideal backdrop to stage an outdoor fight, with little rain or triple-digit desert heat to worry about. Additionally, travel problems due to heavy snow and harsh winter storms, which can cause havoc at times on the East Coast, are rarely a concern in the Golden State—temperatures in the 60s, 70s, and 80s are the norm for California much of the year.

CALIFORNIA STATE ATHLETIC COMMISSION
2005 Evergreen St., Suite 2010
Sacramento, CA 95815
(916) 263-2195 www.dca.ca.gov/csac


Named Commission of the Year
by the North American Boxing
Federation in both 2015 and 2016



STATE OF CALIFORNIA
dcca
DEPARTMENT OF CONSUMER AFFAIRS

CALIFORNIA

**WORLD-CLASS
DESTINATION
FOR COMBAT SPORTS**



HUGE POPULATION, HUGE MARKETS

California is the most populous state in the U.S. with more than 39 million people, and has within its borders eight of the 50 largest cities in the country: Los Angeles, San Diego, San Jose, San Francisco, Fresno, Sacramento, Long Beach, and Oakland.

In addition, three of the top 20 television/media markets in the United States are in California—Los Angeles (No. 2), the San Francisco Bay Area (No. 6), and Sacramento Metro Area (No. 20).



HUNGRY FOR SPORTS

Californians love their sports. The four largest metro markets in the Golden State support no fewer than 18 major professional sports teams—the most of any region in the United States!

With so many teams across California drawing tens of millions of fans each year, there are dozens of first-class venues throughout the state that are capable of holding every type of major event—from NFL Super Bowls to star-studded music concerts.

With dozens of world-class officials helping to ensure a successful event, the California State Athletic Commission (CSAC) oversees MMA fights and boxing matches at several of the top venues in the U.S., including:

- **Staples Center:** The home of the NBA Lakers and Clippers in Los Angeles seats 18,000.
- **StubHub Center:** Outdoor stadium south of downtown L.A. is the home of the Galaxy professional soccer team and seats 27,000.
- **SAP Center:** Bay Area arena in San Jose is home of the Sharks NHL hockey team and seats more than 17,000.
- **Honda Center:** Arena in Anaheim is home ice for the NHL's Anaheim Ducks and seats about 18,000. As a bonus, Disneyland is a short drive away.
- **Golden 1 Center:** Brand-new arena in the state capital for the NBA's Sacramento Kings that seats about 18,000.

POWERHOUSE ECONOMY

The economic outlook in California is bright—if the state was a country, it would be the world's sixth-largest economy, according to the California Department of Finance. Fueling the state's prosperity are three industries: Technology in Silicon Valley and the San Francisco Bay Area is unmatched worldwide, with companies such as Apple, Google, and Facebook providing tens of thousands of high-paying jobs. In Southern California, Hollywood and the great Los Angeles area continue to be the entertainment capital of the world for television and the movie industry. Finally, stretching nearly the entire inland section of the state is the vast Central Valley, which is among the most productive agricultural regions in the world, with dozens varieties of fruits, vegetables, and nuts being grown and shipped across the country and the globe to boost trade export revenues.

ABOUT CSAC

- CSAC regulated 129 events in 2015, 61 televised. CSAC has the experience and expertise to efficiently regulate televised combat sports.
- The most active Commission in North America with an outstanding safety record. Extensive and thorough athlete licensing requirements, strict but reasonable matchmaking oversight, training of officials and inspectors, attention to weight cutting and dehydration, concussion awareness and education, post-bout suspensions, experienced and professional ringside physicians, and the world's only boxer pension fund.
- The world's most experienced and active officials and inspector corps.
- Drug testing performed by WADA laboratories for many fights and all world title bouts.

REGULATORY FEES FOR AN MMA EVENT

Assumes a \$5 million gate for a mixed martial arts event and a \$3 million TV contract

STATE	TICKET FEE	BROADCAST/PPV FEE	TOTAL REGULATORY FEES DUE
California	5% with \$100,000 cap	5% with \$35,000 cap	\$135,000
Texas	3%	Lesser of 3% or \$30,000	\$180,000
Florida	5%	5% with \$40,000 cap \$7,500 on first \$250K; 1% on amt. > \$250K	\$290,000
Nevada	8%	n/a	\$400,000
New York	8.5%	3% with \$50,000 cap	\$475,000